


Family Catechesis – “Work at Home” Instructions

Hello Family Catechesis friends! Each month after our large group sessions, you will complete work at home as a family. Don't remember what you need to do in-between sessions? Let's consult our Class Outline!

Reading the Class Outline

CLASS MEETING	MONTHLY TOPIC IN CLASS FOCUS	WORK AT HOME
August 31	Orientation (Wed, 6:00)	n/a
September 15	Unit One: The Creed Chapter 1	Chapters 2, 3, 13, 15
October 13	Unit Two: Sacraments Chapter 5	Chapters 14, 18, 19




In this example, there was a large group class on September 15. After that session, our example family (who has a 5th grade student) will read and review chapters 2, 3, 13, and 15 at home. After reading a chapter, families will complete the online “Interactive Chapter Review” for that lesson. We'll go through how to do that later on in this How-To. For now, let's look at another example from later in the year:

November 17	Stewardship & Safe Environment	n/a
December 13	Advent & Christmas Special Season Chapters 2-3	What Catholics Should Know: Prayer and How We Pray/Prayers We Pray as Catholics/The Rosary/Mysteries of the Rosary
January 19	Unit Three: Moral Life Chapter 17	Chapters 21, 22, 24

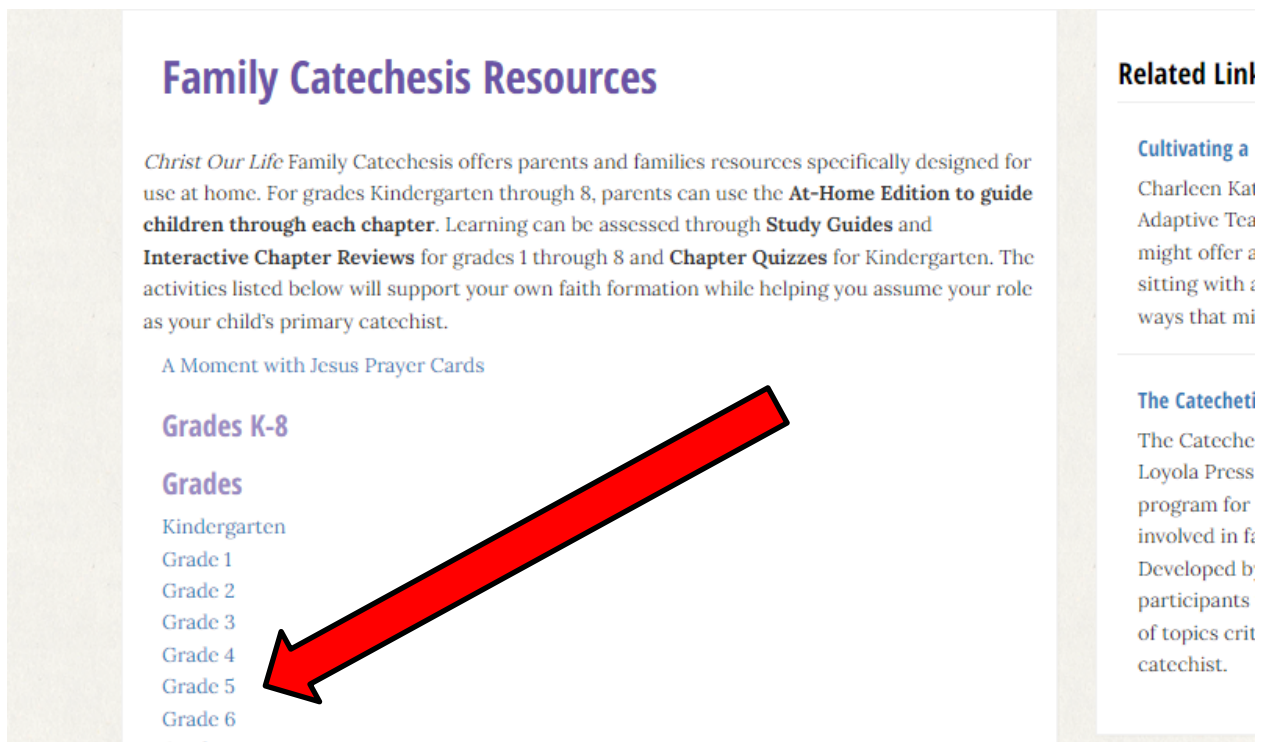
Some months, there will not be any work at home. In the example above, there is no “Work at Home” for November. In December, families will be reading together from the “What Catholics Should Know” supplement at the back of the book. **These supplemental chapters DO NOT have Interactive Chapter Reviews, so your family will simply read and discuss this material.** In January, we are back to our regular material, including Interactive Chapter Reviews.

Accessing Online Tools and Reviews

The Family Catechesis website is your one-stop shop for all things Family Catechesis. Visit stpius.net/familycat for monthly schedules, extra copies of Class Outlines, and more. This is also where you can find the link to our publisher website, which has lesson planning resources and the Interactive Chapter Reviews. Scroll down the right hand side of the page until you find this link:



The link will take you to a page that has resources for all grades K-8. Our example family has a 5th grader, so they will click “Grade 5” on the page to access their specific resources:



At Home Editions

The “At Home Editions” of each Unit give you lesson planning tools to help you read and review the chapters at home:

Grade 5

At-Home Editions: For parents who wish to conduct catechesis in the home.

Part

The Creed	At-Home Edition
The Sacraments	At-Home Edition
Moral Life	At-Home Edition

Each “Part” lines up with the units we cover in our large group session. Let’s look at the Unit 1: The Creed At Home Edition.

Christ Our Life
NEW EVANGELIZATION EDITION

AT-HOME
EDITION

Grade
5
Chapter 1

We Worship God as Catholic Christians

✦ Say: Before we start the first unit of your book, let’s take turns reading aloud page 2. Ask: What are some signs and symbols that people use to show they are members of the Catholic Church? (Examples: a Bible, jewelry with a cross or crucifix, ashes on the forehead on Ash Wednesday)
Say: In this unit, we are going to learn about the sacraments that make us members of the Church. We will talk about symbols used to celebrate the sacraments.

CHAPTER 1 We Are a Worshipping People

Centering PAGE 1

You’ll notice the At Home edition begins with chapter 1 – looking back to our Class Outline, you can see that our example 5th grader already reviewed Chapter 1 in class, so our family can scroll down to the second lesson in the PDF for chapter 2:

© LITOURGIE

www.christourlife.com

Grade 5

Christ Our Life

AT-HOME EDITION

CHAPTER 2 Jesus Calls Us to Worship

Chapter 2

Centering

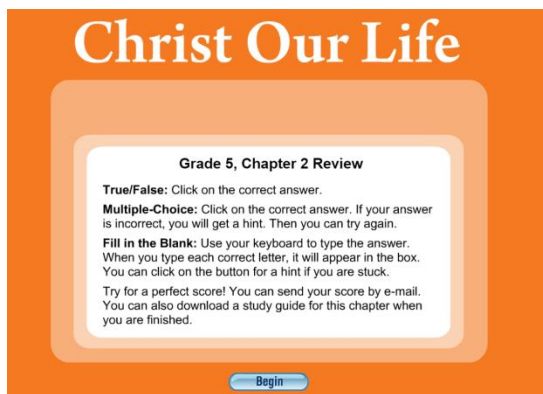
Interactive Chapter Reviews

After reading and reviewing Chapter 2 with our 5th grader, let's complete the Interactive Chapter Review! Scroll down on the Grade 5 page past the At Home Edition, and you'll see each review listed by chapter:

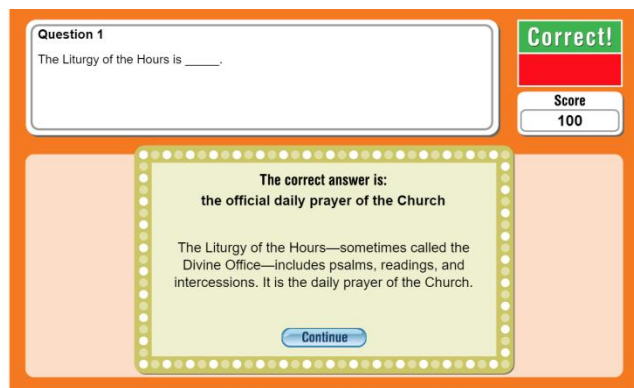
Profile of a Fifth-Grade Child (ages 10–11)		
The Creed		
	Quizzes	Study Guides
Chapter 1	Interactive Chapter Review	Study Guide
Chapter 2	Interactive Chapter Review	Study Guide
Chapter 3	Interactive Chapter Review	Study Guide
Chapter 13	Interactive Chapter Review	Study Guide
Chapter 15	Interactive Chapter Review	Study Guide

Just like before, we can skip the review for Chapter 1, since this was covered in class.

Click the link for the Interactive Chapter Review for Chapter 2 as indicated by the arrow:



You'll be welcomed to the Review with a landing page that looks just like the one on the left. Click "Begin" and get to work answering questions!



Answer questions normally – need a hint? If you mark the incorrect answer, the program will help narrow down your choices and prompt you with the correct answers.

Interactive Chapter Reviews (continued)

WAY TO GO!
Here's how you did:

Score: 1000
You got: 10 out of 10 correct.

Continue

Hopefully everyone does as well as our example 5th grader! Once you've finished the Review, you'll land on this page. Well done!

Checkpoint
How well do you understand these things? Rate yourself by typing a number in each box. The guide below will help you decide which number to choose.
1: I understand and can explain it myself.
2: I have a general understanding, but I'm confused about some important parts.
3: I do not understand it.

1 the sacraments
2 liturgy
1 finding a Scripture reference

Type your question below (optional):
What is the difference between Liturgy of the Hours and a Sacrament?

Continue

Before you wrap up, make sure to fill out the checkpoint – this helps us gauge how well you know the material and follow up on lingering questions!

E-mail Your Results

To e-mail address:

From (first and last name):

Send e-mail

Take Review Again

Exit Review

Finally, it is time to submit your results. Please send results to **reregistrations@stpius.net** with your child's first and last name on the form. Then hit "send email" and you're done with the lesson for today!