

St. Alphonsus, Seattle

5816 15th Ave. NW Seattle, WA 98107-3005

<http://www.stalseattle.org/>

Established 1891

Weekend Masses: Mass Saturday Vigil: 5:00 p.m.
Sunday: 9:00 a.m. Tue: 8:00 a.m. Wed: 8:45 a.m.
(During School Year) Wed: 8:00 a.m. (Not During
School Year) Thur: 8:00 a.m. Fri: 8:00 a.m. Sat: 8:00
a.m.

Confession: Reconciliation Sat: 4:00 - 4:45 p.m.

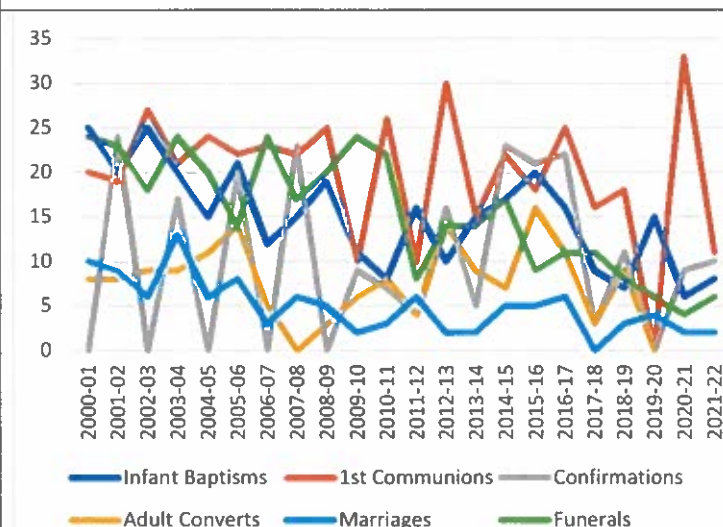
Adoration / Other Regular Service: #N/A



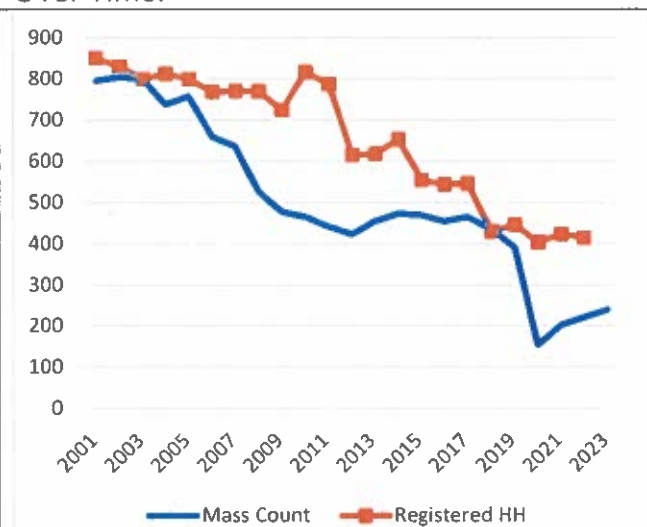
Major Parish Ministries: Not Reported

| | | | |
|--------------------------------------|--|--|----------------------------------|
| <u>Registered Households:</u> 414 | <u>School: St. Alphonsus, Seattle</u> <u>Enrollment:</u> 180 | <u>May. 2023 Weekend Mass Counts:</u> 239 | <u>Per-Mass Capacity:</u> 634 |
|--------------------------------------|--|--|----------------------------------|

Sacraments Over Time:



Mass Attendance / Registered Households Over Time:



2022 Sacraments:

Baptisms - 8

First Communions - 11

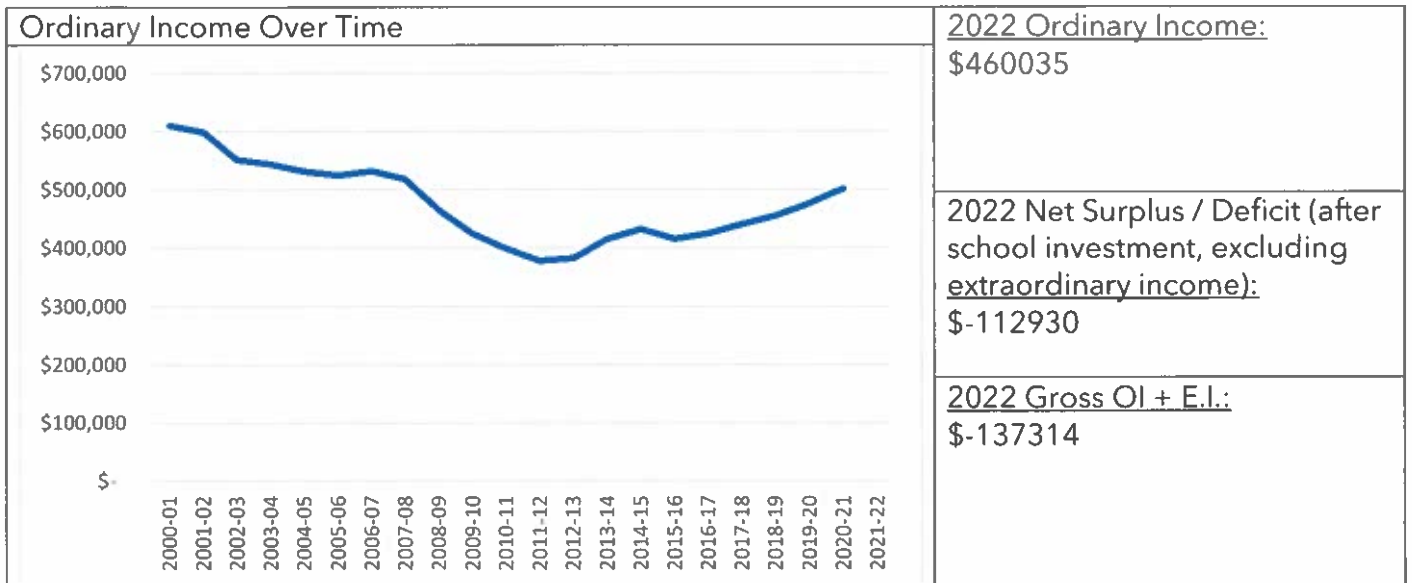
Confirmations - 10

Marriages - 2

Funerals - 6

Longest Drive Distance Between Family Parishes:

2.7 miles



Council / Commission Information:

| | |
|-------------------------|--|
| Pastoral Council Chair | Michael Corcoro, mcorcoro@gmail.com |
| Finance Council Chair | Kevin Broderick, kevin@broderickarchitects.com |
| School Commission Chair | Chris Hanzeli, chanzeli@gmail.com |

| | |
|---------------------------------|---|
| <u>Building List:</u> Church | <u>Family Area Demographic Information:</u> 2022 Population: 47334 2027 Est. Population: 50443 Expected 5 Year Change: 6.6% 2022 Population % Hispanic: 8.1% 2027 Est. Population % Hispanic: 7.1% 2022 Population % Asian: 8.1% 2027 Est. Population % Asian: 7.1% Estimated Population % Catholic: 16.1 % |
|---------------------------------|---|

St. Alphonsus School, Seattle

<http://www.stalseattle.org/school>

5816 15th Ave NW, Seattle, WA 98107



Serving Students from Zip Codes: 98036 ,98043 ,98101 ,98103 ,98104 ,98107 ,98109 ,98111 ,98115 ,98117 ,98118 ,98119 ,98125 ,98133 ,98177 ,98199

2022 Enrollment:

180

Student Body % Catholic:

38%

Student Body % Hispanic:

10%

Historical Enrollment

2021: 169

2020: 170

2019: 193

2018: 204

2017: 240

FY 2021-2022 Financials

Tuition/Fee's/Financial Aid/Scholarships

\$1363853

Parish Support Received

\$75000

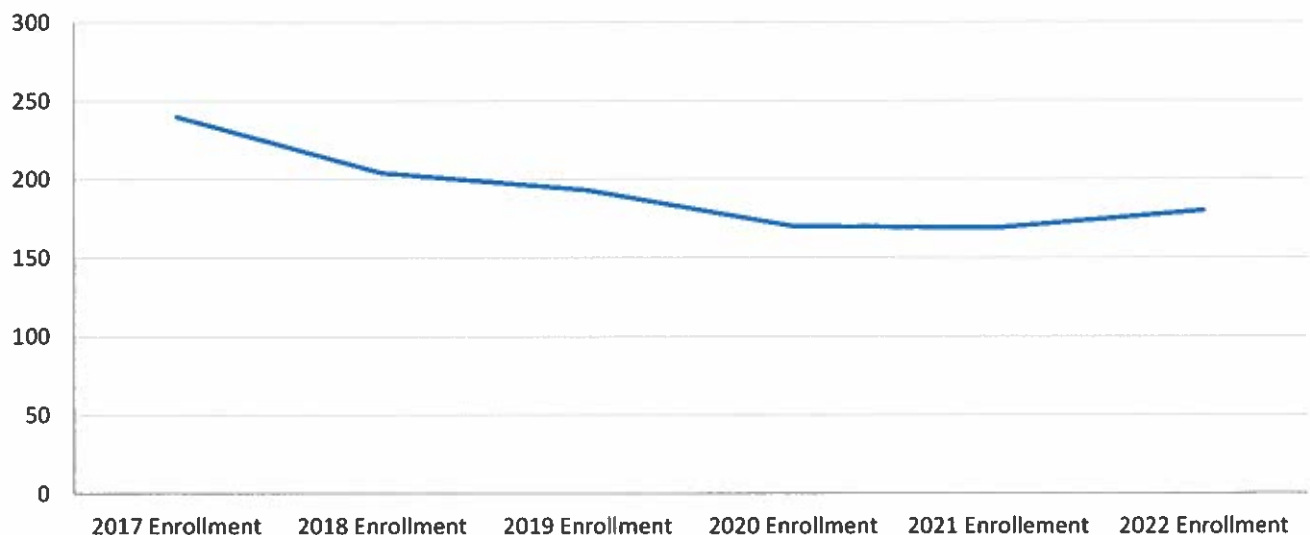
All Other Revenues

\$366851

Net Income

\$207896

Enrollment Trend Over Time



St. Benedict, Seattle

1805 N 49th St. Seattle, WA 98103-6839

<http://www.stbens.net/>

Established 1906

Weekend Masses: Mass Sunday: 8:00 a.m. Tuesday: 7:00 p.m. Thursday: 9:00 a.m. First Saturday: 9:00 a.m.

Confession: Reconciliation Friday: 4:00 - 5:00 p.m.

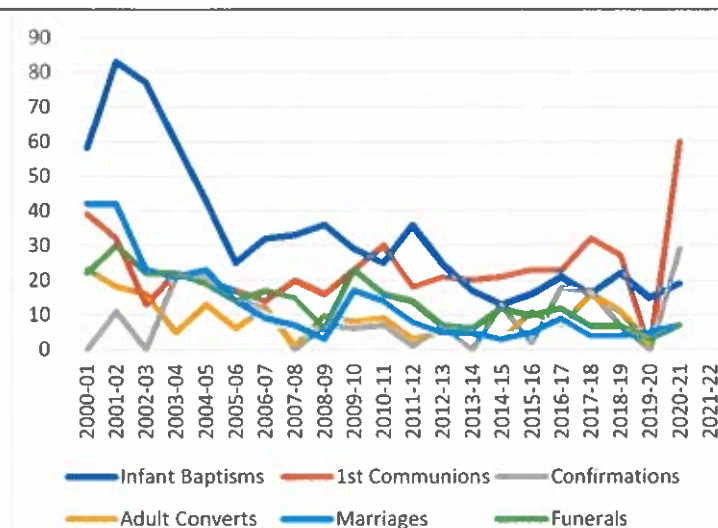
Adoration / Other Regular Service: #N/A



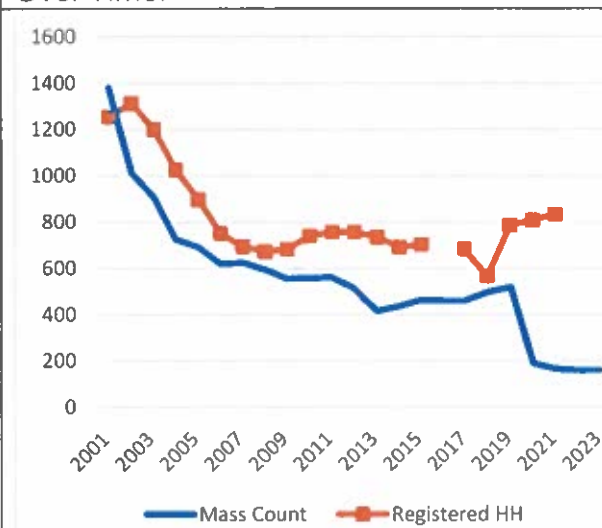
Major Parish Ministries: RCIA, RCIC, Rosary Prayer Group, Social Justice Ministry, St. Vincent de Paul

| | | | |
|--------------------------------------|---|--|----------------------------------|
| <u>Registered Households:</u> 719 | <u>School: St. Benedict, Seattle</u> <u>Enrollment:</u> 217 | <u>May, 2023 Weekend Mass Counts:</u> 159 | <u>Per-Mass Capacity:</u> 420 |
|--------------------------------------|---|--|----------------------------------|

Sacraments Over Time:



Mass Attendance / Registered Households Over Time:

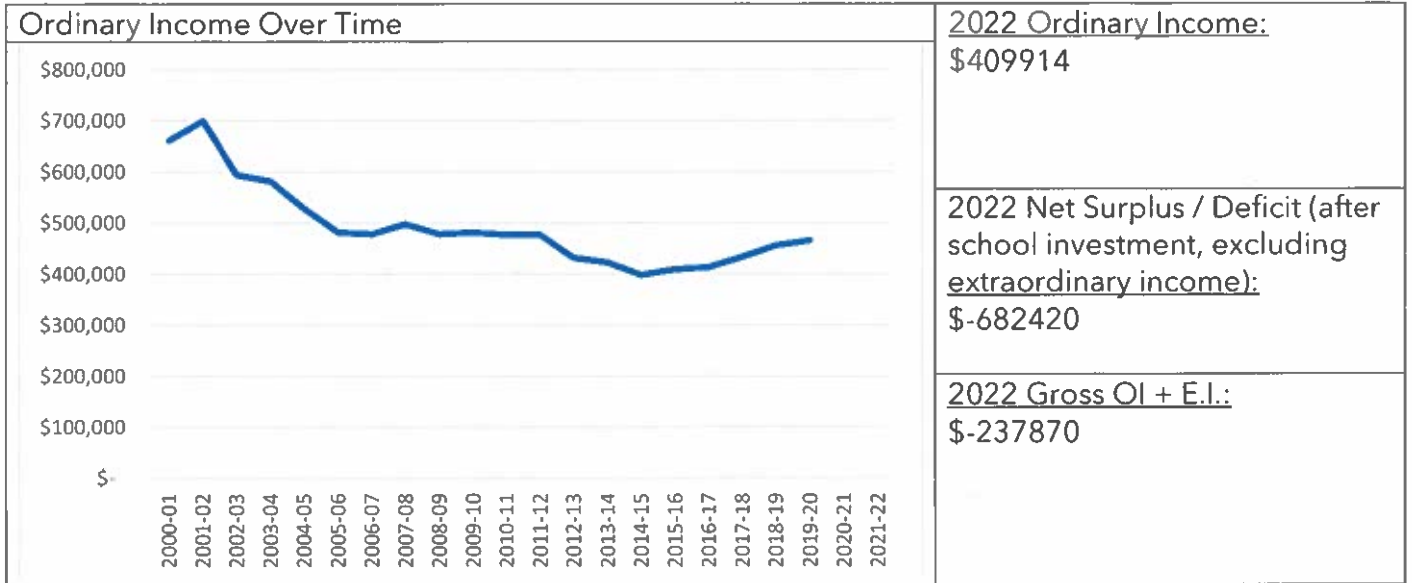


2022 Sacraments:

Baptisms - 8
First Communions - 14
Confirmations - 11
Marriages - 5
Funerals - 7

Longest Drive Distance Between Family Parishes:

2.7 miles




Council / Commission Information:

| | |
|-------------------------|------|
| Pastoral Council Chair | #N/A |
| Finance Council Chair | #N/A |
| School Commission Chair | #N/A |

| | |
|---------------------------------|---|
| <u>Building List:</u> Church | <u>Family Area Demographic Information:</u> 2022 Population: 30323 2027 Est. Population: 31002 Expected 5 Year Change: 2.2% 2022 Population % Hispanic: 5.3% 2027 Est. Population % Hispanic: 4.6% 2022 Population % Asian: 8.1% 2027 Est. Population % Asian: 7.7% Estimated Population % Catholic: 15.7 % |
|---------------------------------|---|

St. Benedict School, Seattle
<http://www.stbens.net/school>
 4811 Wallingford Ave N, Seattle, WA 98103



Serving Students from Zip Codes: 98012 ,98026 ,98036 ,98037 ,98087 ,98101 ,98102 ,98103 ,98105 ,98107 ,98109 ,98115 ,98117 ,98119 ,98121 ,98125 ,98133 ,98144 ,98155 ,98177 ,98199

2022 Enrollment:
 217

Student Body % Catholic:
 44%

Student Body % Hispanic:
 9%

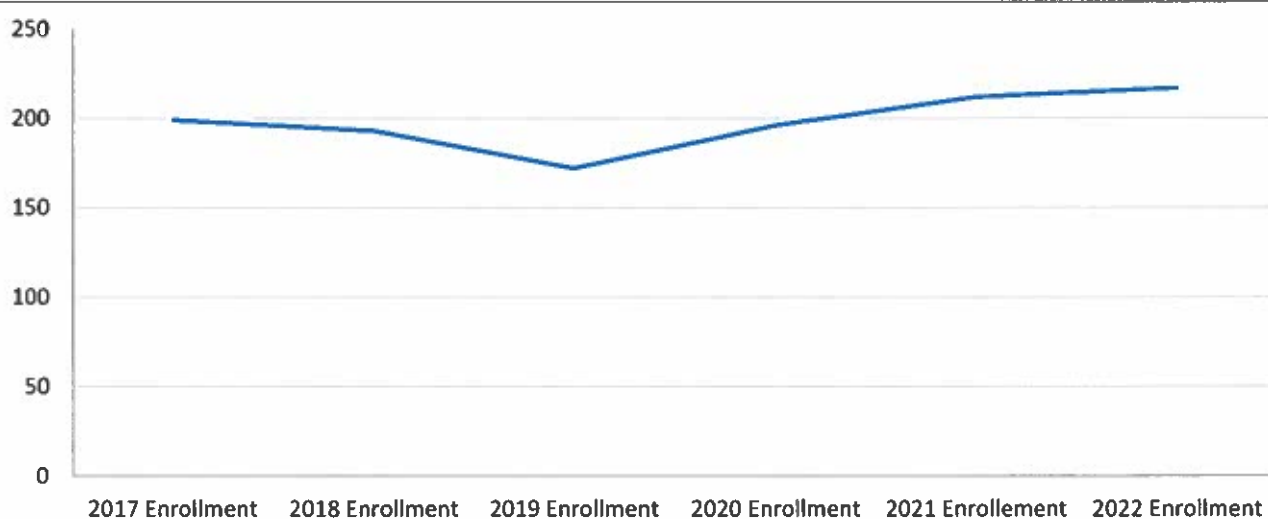
Historical Enrollment

2021: 212
 2020: 196
 2019: 172
 2018: 193
 2017: 199

FY 2021-2022 Financials

Tuition/Fee's/Financial Aid/Scholarships
 \$2079075
Parish Support Received
 \$26000
All Other Revenues
 \$150605
Net Income
 \$970139

Enrollment Trend Over Time



St. John the Evangelist, Seattle

106 N 79th St. Seattle, WA 98103-4201

<http://www.stjohnsea.org/>

Established 1917

Weekend Masses: Mass Saturday Vigil - 5 p.m.
 Sunday - 8:30 a.m., 10:30 a.m. Weekdays - 9:00 a.m.
 Wed - Fri (or prayer service) First Saturday - 9:00 a.m.
 Holy Days - 9 a.m., 7 p.m.
Confession: Reconciliation Saturday: 4:30 p.m.
Adoration / Other Regular Service: Adoration of the Blessed Sacrament Thursday: 9:30-11:00 a.m.



Major Parish Ministries: Choir/Music Ministry, Eucharistic Adoration, Knights of Columbus, RCIA, RCIC, Scouts, Social Justice Ministry, St. Vincent de Paul, St. Francis of Assisi Ministry, Children's Liturgy of the Word, Ballard Care Nursing home visits, Homebound ministers, Book Club,

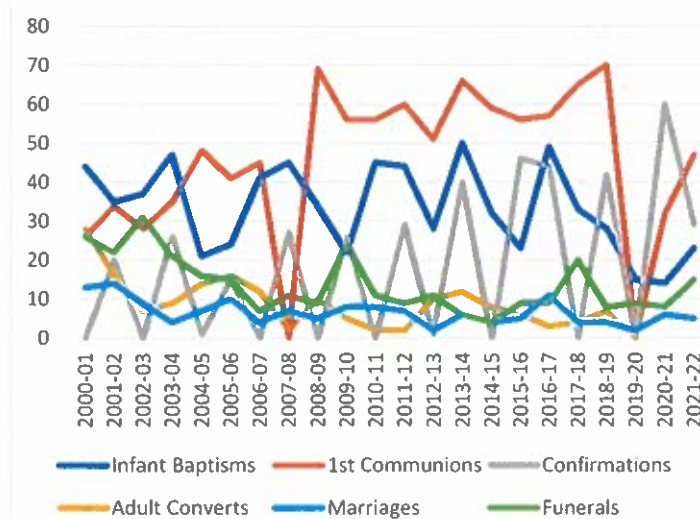
Registered Households:
963

School: St. John School
Enrollment:
535

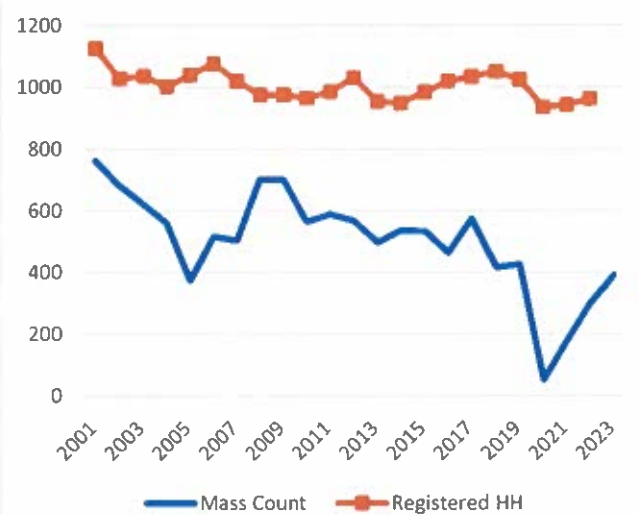
May 2023 Weekend Mass Counts:
392

Per-Mass Capacity:
488

Sacraments Over Time:



Mass Attendance / Registered Households Over Time:

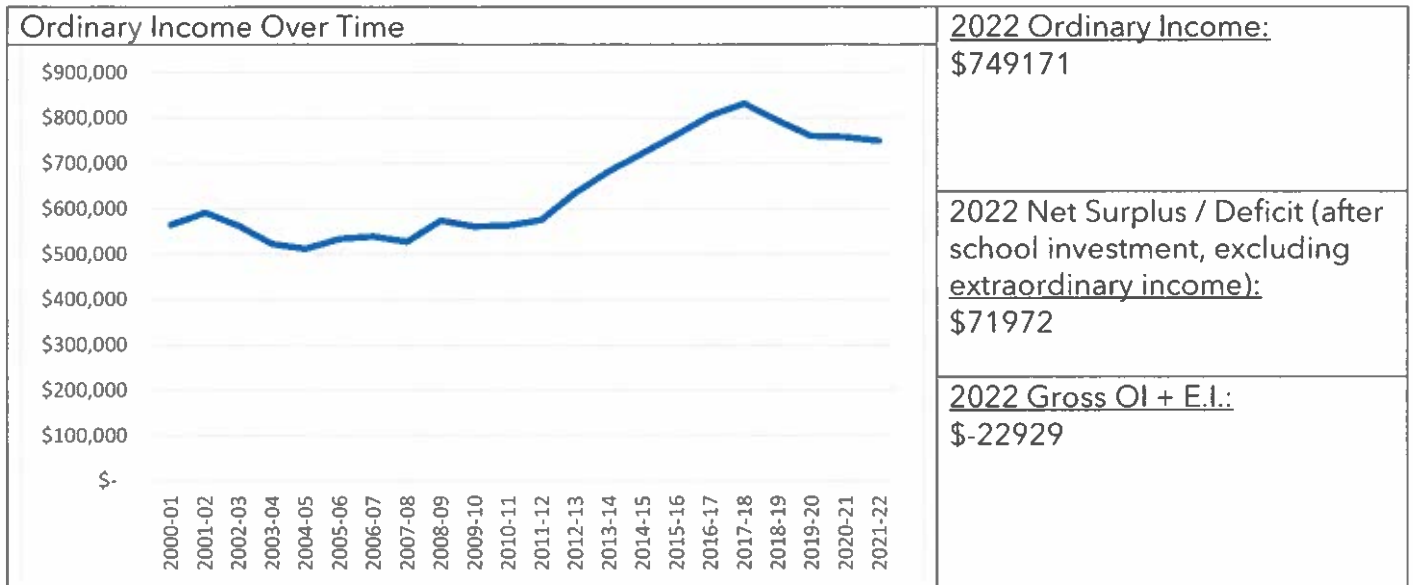


2022 Sacraments:

Baptisms - 23
 First Communion - 47
 Confirmations - 29
 Marriages - 5
 Funerals - 15

Longest Drive Distance Between Family Parishes:

2.7 miles



Council / Commission Information:

| | |
|-------------------------|---|
| Pastoral Council Chair | Joe Sullivan , joe.sullivan1020@gmail.com |
| Finance Council Chair | Frank Feeman , ffeeman@comcast.net |
| School Commission Chair | Melissa Herron |

| | |
|---------------------------------|--|
| <u>Building List:</u> Church | <u>Family Area Demographic Information:</u> 2022 Population: 36686 2027 Est. Population: 36814 Expected 5 Year Change: 0.3% 2022 Population % Hispanic: 6.3% 2027 Est. Population % Hispanic: 6.0% 2022 Population % Asian: 8.9% 2027 Est. Population% Asian: 9.0% Estimated Population % Catholic: 16 % |
|---------------------------------|--|

St. John School, Seattle
<http://www.st-johnschool.org/>
 120 N 79th St, Seattle, WA 98103



Serving Students from Zip Codes: 90064 ,98012 ,98020 ,98026 ,98028 ,98036 ,98037 ,98087 ,98103 ,98105 ,98107 ,98109 ,98115 ,98117 ,98118 ,98125 ,98126 ,98127 ,98133 ,98155 ,98177 ,98199 ,98445

| | | |
|---------------------------------------|---|---|
| <u>2022 Enrollment:</u> 534 | <u>Student Body % Catholic:</u> 66% | <u>Student Body % Hispanic:</u> 5% |
| <u>Historical Enrollment</u> | | <u>FY 2021-2022 Financials</u> |
| 2021: 532 | | <u>Tuition/Fee's/Financial Aid/Scholarships</u> |
| 2020: 499 | | \$5226131 |
| 2019: 522 | | <u>Parish Support Received</u> |
| 2018: 531 | | \$18000 |
| 2017: 526 | | <u>All Other Revenues</u> |
| | | \$1089326 |
| | | <u>Net Income</u> |
| | | \$1096079 |

Enrollment Trend Over Time

