

Excellence with Integrity ASSESSMENT™

CATHOLIC SCHOOL IMPROVEMENT PARENT SURVEY



SUMMARY REPORT

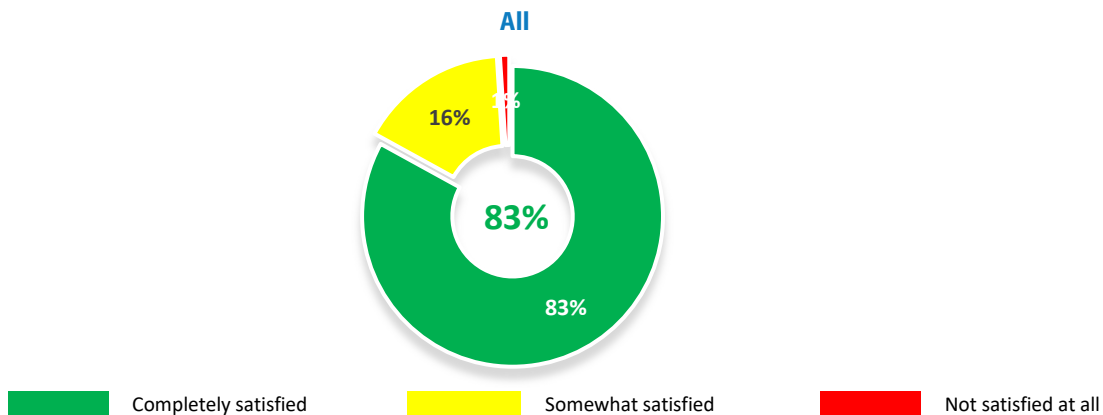
St. Mary

2020-2021

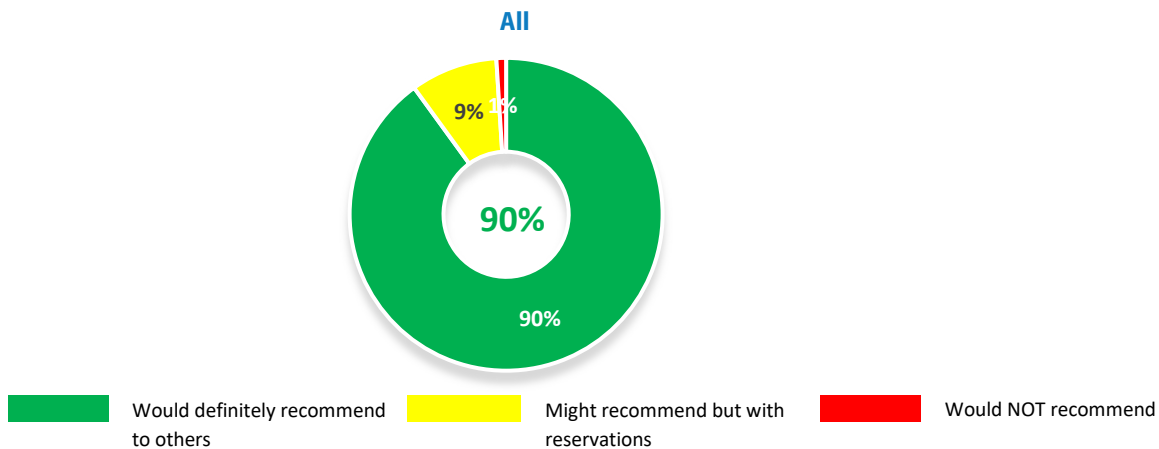
Parent Survey Data Summary

St. Mary – Fredericksburg (2020-2021)

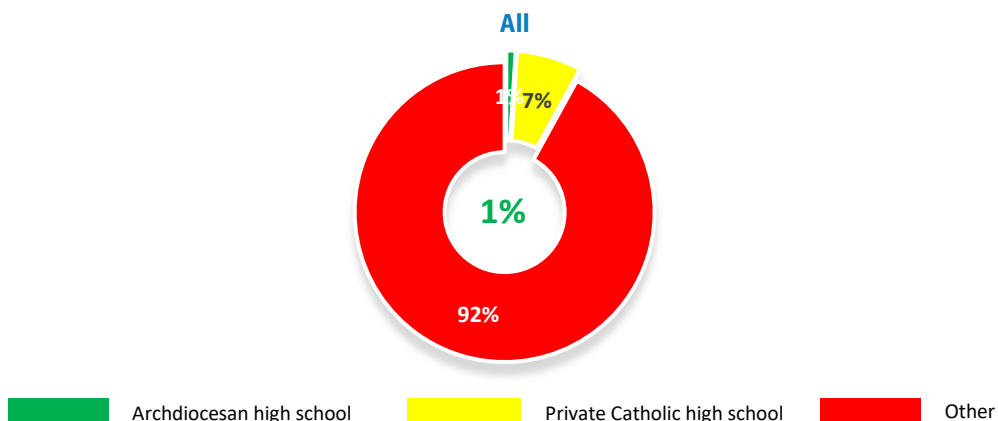
Overall satisfaction with the value of education and Catholic development



Would you recommend this school to others?



Where do you plan to send your child to high school?



All: N = 213

Parent Survey Data Summary

St. Mary – Fredericksburg (2020-2021)

1. Instructional Quality

1.1 Atmosphere for Learning



4.56



1.2 Religious Formation/Catholic Identity



4.67



1.3 Technology Infrastructure and Educational Integration



4.45



1.4 Co-curricular, Extra-curricular, & Educational Enrichment



4.26



2. Constituent Relations

2.1 Communication & Responsiveness



4.57



2.2 Opportunities for Stakeholder Input



4.55



All: N = 213



Optimal performance:
Maintain current focus and attention

Scores ≥ 4.5



Approaching optimal performance:
Build on current focus and attention

Scores ≥ 3.75 and < 4.5



Area of opportunity:
Intensify focus and attention

Scores ≥ 3 and < 3.75



Area of concern:
Commit to intensive effort & focus on improvement

Scores < 3



Parent Survey Data Summary

St. Mary – Fredericksburg (2020-2021)

3. Operational Excellence

3. School Buildings, Grounds, & Facilities



4.39



4. Financial Sustainability

4. Financial Value



4.53



All: N = 213



Optimal performance:

Maintain current focus and attention

Scores ≥ 4.5



Approaching optimal performance:

Build on current focus and attention

Scores ≥ 3.75 and < 4.5



Area of opportunity:

Intensify focus and attention

Scores ≥ 3 and < 3.75



Area of concern:









Commit to intensive effort & focus on improvement


Scores < 3







Parent Survey Data Detail

St. Mary – Fredericksburg (2020-2021)









1. Instructional Quality			
1.1 Atmosphere for Learning		4.56	✓
1) Faculty and staff treat students with courtesy and respect.		4.64	✓
2) The school is a safe environment.		4.75	✓
3) The school provides a rigorous academic curriculum.		4.44	↑
4) Faculty and staff give students individual attention and assistance when they need it.		4.52	✓
5) Faculty and staff help students grow to realize their potential for success.		4.51	✓
6) Faculty and staff help students learn from their mistakes and overcome their challenges.		4.46	↑
7) Overall, I am satisfied with the atmosphere for learning at this school.		4.59	✓


All: N = 213 





Optimal performance: Maintain current focus and attention	Scores ≥ 4.5		✓
Approaching optimal performance: Build on current focus and attention	Scores ≥ 3.75 and < 4.5		↑
Area of opportunity: Intensify focus and attention	Scores ≥ 3 and < 3.75		!
Area of concern: Commit to intensive effort & focus on improvement	Scores < 3		✗

Parent Survey Data Detail

St. Mary – Fredericksburg (2020-2021)













1. Instructional Quality			
1.2 Religious Formation/Catholic Identity		4.67	✓
8) Students regularly learn about and experience the Liturgy and the Sacraments.		4.74	✓
9) Students regularly learn about and experience Catholic prayers, devotions, and religious practices.		4.79	✓
10) Students regularly learn about and experience Catholic social teachings.		4.68	✓
11) Students are developing strong morals and character.		4.73	✓
12) Students regularly engage in acts of charity and works of mercy.		4.44	↑
13) Faculty and staff are good role-models of the Catholic faith.		4.58	✓
14) Overall, I am satisfied with religious formation and the development of Catholic identity at this school.		4.73	✓


All: N = 213 









Optimal performance: Maintain current focus and attention	Scores ≥ 4.5		✓
Approaching optimal performance: Build on current focus and attention	Scores ≥ 3.75 and < 4.5		↑
Area of opportunity: Intensify focus and attention	Scores ≥ 3 and < 3.75		!
Area of concern: Commit to intensive effort & focus on improvement	Scores < 3		✗

Parent Survey Data Detail

St. Mary – Fredericksburg (2020-2021)







1. Instructional Quality		
1.3 Technology Infrastructure and Educational Integration		4.45 
15) The school uses up-to-date educational technology.		4.64 
16) Technology is used effectively for teaching and learning.		4.56 
17) Students are learning cyber-values and digital ethics.		4.15 
18) Students are being prepared to thrive in the digital age.		4.37 
19) Overall, I am satisfied with the use of technology in this school.		4.51 


All: N = 213 





Optimal performance: Maintain current focus and attention	Scores ≥ 4.5	 
Approaching optimal performance: Build on current focus and attention	Scores ≥ 3.75 and < 4.5	 
Area of opportunity: Intensify focus and attention	Scores ≥ 3 and < 3.75	 
Area of concern: Commit to intensive effort & focus on improvement	Scores < 3	 

Parent Survey Data Detail

St. Mary – Fredericksburg (2020-2021)








1. Instructional Quality			
1.4 Co-curricular, Extra-curricular, & Educational Enrichment		4.26	↑
20) The school has high quality co-curricular offerings: e.g., art, PE, music, computer, foreign languages, etc.		4.43	↑
21) The school has high quality academic enrichment programs: e.g., robotics, science fair/clubs, Odyssey of the Mind, etc.		3.95	↑
22) The school has high quality extra-curricular activities for performing arts, fine arts, and similar.		3.92	↑
23) The school offers high quality athletic activities.		4.64	✓
24) Overall, I am satisfied with the co-curricular, extra-curricular, and other enrichment activities offered by this school.		4.38	↑


All: N = 213 





Optimal performance: Maintain current focus and attention	Scores ≥ 4.5		✓
Approaching optimal performance: Build on current focus and attention	Scores ≥ 3.75 and < 4.5		↑
Area of opportunity: Intensify focus and attention	Scores ≥ 3 and < 3.75		!
Area of concern: Commit to intensive effort & focus on improvement	Scores < 3		✗

Parent Survey Data Detail

St. Mary – Fredericksburg (2020-2021)





2. Constituent Relations			
2.1 Communication & Responsiveness		4.57	✓
25) I receive clear and timely communication from faculty, staff, and administrators.		4.43	↑
26) Faculty, staff, and administrators are timely and responsive to parents' questions or concerns.		4.62	✓
27) Faculty, staff, and administrators are respectful and fair with parents.		4.74	✓
28) The school shows me how to monitor my child's progress in school.		4.51	✓
29) I receive Archdiocesan/Diocesan emails and updates.		4.52	✓
30) Overall, I am satisfied with the communication and responsiveness of faculty, staff, and administrators at this school.		4.59	✓


All: N = 213 





Optimal performance: Maintain current focus and attention	Scores ≥ 4.5		✓
Approaching optimal performance: Build on current focus and attention	Scores ≥ 3.75 and < 4.5		↑
Area of opportunity: Intensify focus and attention	Scores ≥ 3 and < 3.75		!
Area of concern: Commit to intensive effort & focus on improvement	Scores < 3		✗

Parent Survey Data Detail

St. Mary – Fredericksburg (2020-2021)





2. Constituent Relations		
2.2 Opportunities for Stakeholder Input		4.55 ✓
31) The school has a board that includes parent representation.		4.46 ↑
32) The school updates parents on changes to policies and practices.		4.70 ✓
33) The school has an active parent organization.		4.48 ↑


All: N = 213 





Optimal performance: Maintain current focus and attention	Scores ≥ 4.5	 ✓
Approaching optimal performance: Build on current focus and attention	Scores ≥ 3.75 and < 4.5	 ↑
Area of opportunity: Intensify focus and attention	Scores ≥ 3 and < 3.75	 !
Area of concern: Commit to intensive effort & focus on improvement	Scores < 3	 ✗

Parent Survey Data Detail

St. Mary – Fredericksburg (2020-2021)





3. Operational Excellence			
3. School Buildings, Grounds, & Facilities		4.39	↑
34) The school building, grounds, and facilities support a positive environment for learning.		4.69	✓
35) The school cafeteria provides healthy food for students.		3.95	↑
36) Overall, I am satisfied with facilities and operations of this school.		4.54	✓


All: N = 213 





Optimal performance: Maintain current focus and attention	Scores ≥ 4.5		✓
Approaching optimal performance: Build on current focus and attention	Scores ≥ 3.75 and < 4.5		↑
Area of opportunity: Intensify focus and attention	Scores ≥ 3 and < 3.75		!
Area of concern: Commit to intensive effort & focus on improvement	Scores < 3		✗

Parent Survey Data Detail

St. Mary – Fredericksburg (2020-2021)

4. Financial Sustainability		
4. Financial Value		4.53 ✓
37) The school makes me aware of the Financial Aid process.		4.68 ✓
38) The school is transparent in communications regarding operating budget and the full cost of education.		4.31 ↑
39) The school markets itself effectively to prospective families.		4.59 ✓

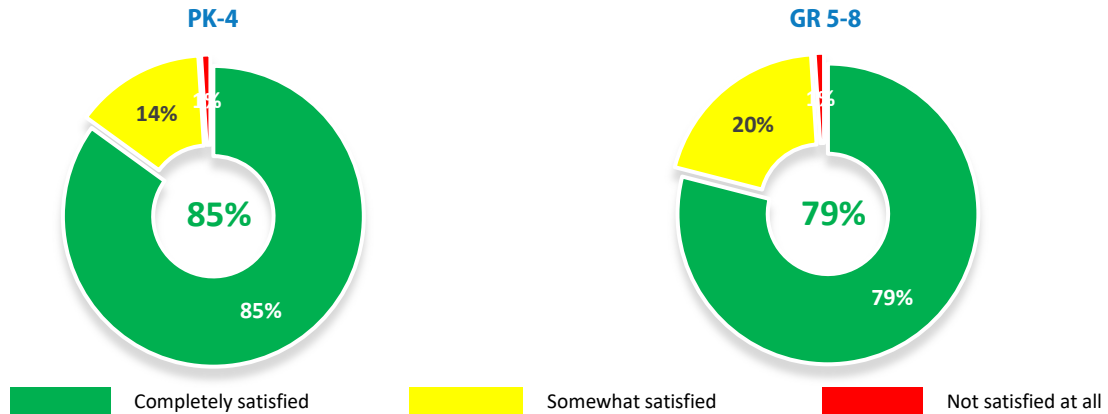
All: N = 213 

Optimal performance: Maintain current focus and attention	Scores ≥ 4.5	 ✓
Approaching optimal performance: Build on current focus and attention	Scores ≥ 3.75 and < 4.5	 ↑
Area of opportunity: Intensify focus and attention	Scores ≥ 3 and < 3.75	 !
Area of concern: Commit to intensive effort & focus on improvement	Scores < 3	 ✗

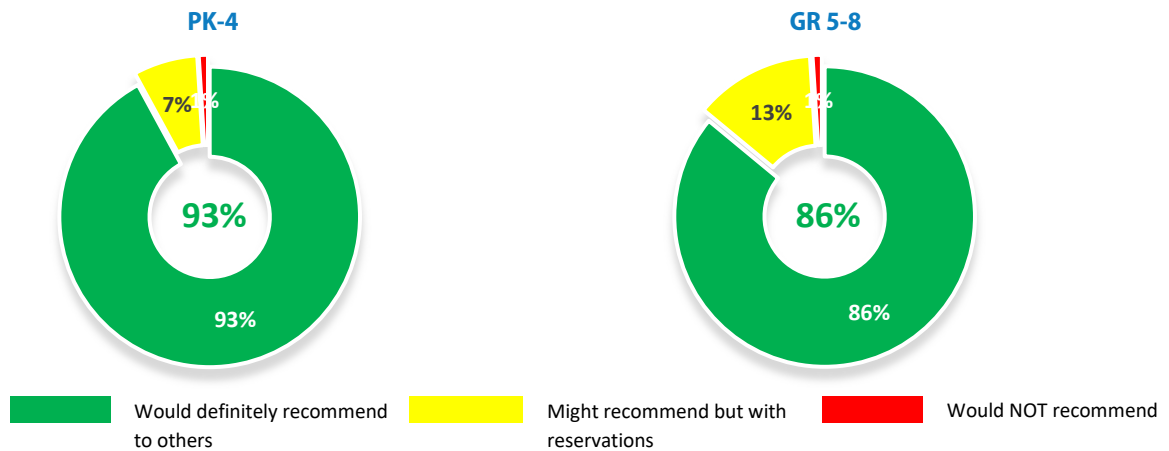
Parent Survey Data Summary by Level

St. Mary – Fredericksburg (2020-2021)

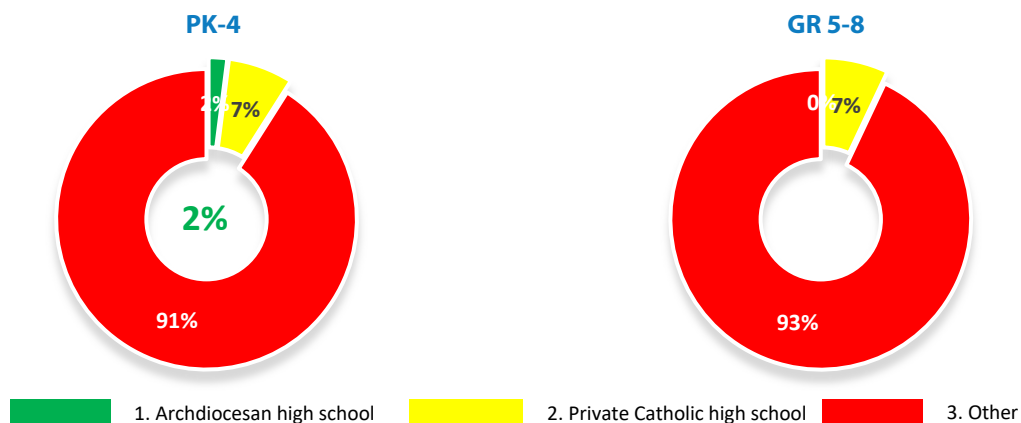
Overall satisfaction with the value of education and Catholic development



Would you recommend this school to others?



Where do you plan to send your child to high school?



PK-4: N = 124

GR 5-8: N = 88

Parent Survey Data Summary by Level

St. Mary – Fredericksburg (2020-2021)

1. Instructional Quality			
1.1 Atmosphere for Learning		4.65	✓
		4.42	↑
1.2 Religious Formation/Catholic Identity		4.67	✓
		4.67	✓
1.3 Technology Infrastructure and Educational Integration		4.46	↑
		4.43	↑
1.4 Co-curricular, Extra-curricular, & Educational Enrichment		4.31	↑
		4.20	↑
2. Constituent Relations			
2.1 Communication & Responsiveness		4.59	✓
		4.54	✓
2.2 Opportunities for Stakeholder Input		4.52	✓
		4.58	✓

PK-4 N = 124

GR 5-8 N = 88



Optimal performance:	Scores ≥ 4.5		✓
Maintain current focus and attention			
Approaching optimal performance:	Scores ≥ 3.75 and < 4.5		↑
Build on current focus and attention			
Area of opportunity:	Scores ≥ 3 and < 3.75		!
Intensify focus and attention			
Area of concern:	Scores < 3		✗
Commit to intensive effort & focus on improvement			





Parent Survey Data Summary by Level

St. Mary – Fredericksburg (2020-2021)

3. Operational Excellence			
3. School Buildings, Grounds, & Facilities		4.45	↑
		4.30	↑

















4. Financial Sustainability			
4. Financial Value		4.57	✓
		4.46	↑



PK-4 N = 124 
GR 5-8 N = 88 





Optimal performance: Maintain current focus and attention	Scores ≥ 4.5		✓
Approaching optimal performance: Build on current focus and attention	Scores ≥ 3.75 and < 4.5		↑
Area of opportunity: Intensify focus and attention	Scores ≥ 3 and < 3.75		!
Area of concern: Commit to intensive effort & focus on improvement	Scores < 3		✗

Parent Survey Data Detail By Level

St. Mary – Fredericksburg (2020-2021)

















1. Instructional Quality			
1.1 Atmosphere for Learning		4.65	✓
		4.42	↑
1) Faculty and staff treat students with courtesy and respect.		4.75	✓
		4.47	↑
2) The school is a safe environment.		4.79	✓
		4.70	✓
3) The school provides a rigorous academic curriculum.		4.54	✓
		4.28	↑
4) Faculty and staff give students individual attention and assistance when they need it.		4.63	✓
		4.35	↑
5) Faculty and staff help students grow to realize their potential for success.		4.63	✓
		4.33	↑
6) Faculty and staff help students learn from their mistakes and overcome their challenges.		4.55	✓
		4.32	↑
7) Overall, I am satisfied with the atmosphere for learning at this school.		4.67	✓
		4.49	↑

PK-4 N = 124 
GR 5-8 N = 88 

Optimal performance: Maintain current focus and attention	Scores ≥ 4.5		✓
Approaching optimal performance: Build on current focus and attention	Scores ≥ 3.75 and < 4.5		↑
Area of opportunity: Intensify focus and attention	Scores ≥ 3 and < 3.75		!
Area of concern: Commit to intensive effort & focus on improvement	Scores < 3		✗

Parent Survey Data Detail By Level





St. Mary – Fredericksburg (2020-2021)

1. Instructional Quality			
1.2 Religious Formation/Catholic Identity		4.67	✓
		4.67	✓
8) Students regularly learn about and experience the Liturgy and the Sacraments.		4.67	✓
		4.83	✓
9) Students regularly learn about and experience Catholic prayers, devotions, and religious practices.		4.73	✓
		4.87	✓
10) Students regularly learn about and experience Catholic social teachings.		4.62	✓
		4.77	✓
11) Students are developing strong morals and character.		4.78	✓
		4.66	✓
12) Students regularly engage in acts of charity and works of mercy.		4.52	✓
		4.31	↑
13) Faculty and staff are good role-models of the Catholic faith.		4.61	✓
		4.52	✓
14) Overall, I am satisfied with religious formation and the development of Catholic identity at this school.		4.73	✓
		4.74	✓

PK-4 N = 124













GR 5-8 N = 88



Optimal performance: Maintain current focus and attention	Scores ≥ 4.5		✓
Approaching optimal performance: Build on current focus and attention	Scores ≥ 3.75 and < 4.5		↑
Area of opportunity: Intensify focus and attention	Scores ≥ 3 and < 3.75		!
Area of concern: Commit to intensive effort & focus on improvement	Scores < 3		✗

Parent Survey Data Detail By Level





St. Mary – Fredericksburg (2020-2021)

1. Instructional Quality			
1.3 Technology Infrastructure and Educational Integration		4.46	↑
		4.43	↑
15) The school uses up-to-date educational technology.		4.61	✓
		4.67	✓
16) Technology is used effectively for teaching and learning.		4.63	✓
		4.45	↑
17) Students are learning cyber-values and digital ethics.		4.11	↑
		4.20	↑
18) Students are being prepared to thrive in the digital age.		4.39	↑
		4.33	↑
19) Overall, I am satisfied with the use of technology in this school.		4.54	✓
		4.47	↑

PK-4 N = 124













GR 5-8 N = 88



Optimal performance: Maintain current focus and attention	Scores ≥ 4.5		✓
Approaching optimal performance: Build on current focus and attention	Scores ≥ 3.75 and < 4.5		↑
Area of opportunity: Intensify focus and attention	Scores ≥ 3 and < 3.75		!
Area of concern: Commit to intensive effort & focus on improvement	Scores < 3		✗

Parent Survey Data Detail By Level





St. Mary – Fredericksburg (2020-2021)

1. Instructional Quality			
1.4 Co-curricular, Extra-curricular, & Educational Enrichment		4.31	↑
		4.20	↑
20) The school has high quality co-curricular offerings: e.g., art, PE, music, computer, foreign languages, etc.		4.48	↑
		4.36	↑
21) The school has high quality academic enrichment programs: e.g., robotics, science fair/clubs, Odyssey of the Mind, etc.		4.07	↑
		3.78	↑
22) The school has high quality extra-curricular activities for performing arts, fine arts, and similar.		3.97	↑
		3.84	↑
23) The school offers high quality athletic activities.		4.59	✓
		4.69	✓
24) Overall, I am satisfied with the co-curricular, extra-curricular, and other enrichment activities offered by this school.		4.43	↑
		4.30	↑

PK-4 N = 124

GR 5-8 N = 88



Optimal performance: Maintain current focus and attention	Scores ≥ 4.5		✓
Approaching optimal performance: Build on current focus and attention	Scores ≥ 3.75 and < 4.5		↑
Area of opportunity: Intensify focus and attention	Scores ≥ 3 and < 3.75		!
Area of concern: Commit to intensive effort & focus on improvement	Scores < 3		✗

Parent Survey Data Detail By Level









St. Mary – Fredericksburg (2020-2021)



2. Constituent Relations			
2.1 Communication & Responsiveness		4.59	✓
		4.54	✓
25) I receive clear and timely communication from faculty, staff, and administrators.		4.41	↑
		4.44	↑
26) Faculty, staff, and administrators are timely and responsive to parents' questions or concerns.		4.65	✓
		4.57	✓
27) Faculty, staff, and administrators are respectful and fair with parents.		4.80	✓
		4.66	✓
28) The school shows me how to monitor my child's progress in school.		4.48	↑
		4.54	✓
29) I receive Archdiocesan/Diocesan emails and updates.		4.59	✓
		4.43	↑
30) Overall, I am satisfied with the communication and responsiveness of faculty, staff, and administrators at this school.		4.59	✓
		4.59	✓
<div> <div>PK-4 N = 124</div> <div>GR 5-8 N = 88</div> </div>			





Optimal performance:	Scores >= 4.5	✓
Maintain current focus and attention		
Approaching optimal performance:	Scores >= 3.75 and < 4.5	↑
Build on current focus and attention		
Area of opportunity:	Scores >= 3 and < 3.75	!
Intensify focus and attention		
Area of concern:	Scores < 3	✗
Commit to intensive effort & focus on improvement		

Parent Survey Data Detail By Level

St. Mary – Fredericksburg (2020-2021)









2. Constituent Relations			
2.2 Opportunities for Stakeholder Input		4.52	✓
		4.58	✓
31) The school has a board that includes parent representation.		4.41	↑
		4.52	✓
32) The school updates parents on changes to policies and practices.		4.69	✓
		4.71	✓
33) The school has an active parent organization.		4.45	↑
		4.52	✓

PK-4 N = 124 
GR 5-8 N = 88 

Optimal performance: Maintain current focus and attention	Scores ≥ 4.5		✓
Approaching optimal performance: Build on current focus and attention	Scores ≥ 3.75 and < 4.5		↑
Area of opportunity: Intensify focus and attention	Scores ≥ 3 and < 3.75		!
Area of concern: Commit to intensive effort & focus on improvement	Scores < 3		✗

Parent Survey Data Detail By Level





St. Mary – Fredericksburg (2020-2021)

3. Operational Excellence			
3. School Buildings, Grounds, & Facilities		4.45	↑
		4.30	↑
34) The school building, grounds, and facilities support a positive environment for learning.		4.70	✓
		4.67	✓
35) The school cafeteria provides healthy food for students.		4.07	↑
		3.78	↑
36) Overall, I am satisfied with facilities and operations of this school.		4.59	✓
		4.46	↑

PK-4 N = 124










GR 5-8 N = 88







Optimal performance: Maintain current focus and attention	Scores ≥ 4.5		✓
Approaching optimal performance: Build on current focus and attention	Scores ≥ 3.75 and < 4.5		↑
Area of opportunity: Intensify focus and attention	Scores ≥ 3 and < 3.75		!
Area of concern: Commit to intensive effort & focus on improvement	Scores < 3		✗

Parent Survey Data Detail By Level

St. Mary – Fredericksburg (2020-2021)

4. Financial Sustainability			
4. Financial Value		4.57	✓
		4.46	↑
37) The school makes me aware of the Financial Aid process.		4.66	✓
		4.71	✓
38) The school is transparent in communications regarding operating budget and the full cost of education.		4.39	↑
		4.20	↑
39) The school markets itself effectively to prospective families.		4.66	✓
		4.48	↑
<div> <div>PK-4 N = 124</div> <div>GR 5-8 N = 88</div> </div> 			

Optimal performance:	Scores >= 4.5		✓
Maintain current focus and attention			
Approaching optimal performance:	Scores >= 3.75 and < 4.5		↑
Build on current focus and attention			
Area of opportunity:	Scores >= 3 and < 3.75		!
Intensify focus and attention			
Area of concern:	Scores < 3		✗
Commit to intensive effort & focus on improvement			

Excellence with Integrity ASSESSMENT™

CATHOLIC SCHOOL IMPROVEMENT SURVEY



Excellence with Integrity™
I N S T I T U T E

501 (c) (3) nonprofit organization

216 Fayette St, Suite 1, Manlius NY, 13104 • Phone: 315.692.8054 • Fax: 315.692.8091

www.ewii.org