

Kindergarten and TK Virtual Home Day Lesson Plans

Dear Parents,

TK and Kindergarten students have packets to work on at home and complete. The packets will be collected when the students return, and attendance will be counted present when the packet is returned. If the packet is not returned the student will be considered absent.

Thanks,

TK/Kindergarten

Kindergarten and TK Virtual Days







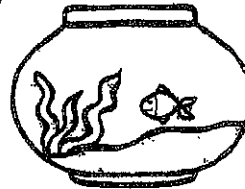
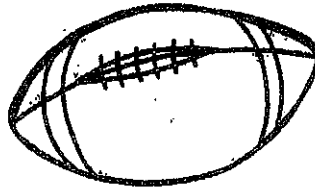
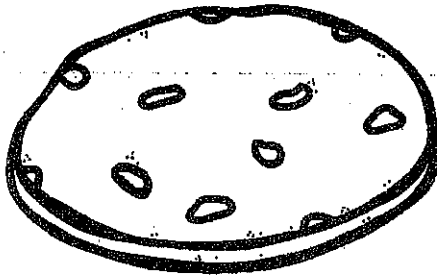





Day 1: Open the packet and complete the work labeled Day 1.

Day 2: Open the packet and complete the work labeled Day 2..

Day 3: Open the packet and complete the work labeled Day 3.

All About My FAMILY

Color all the things your family **LIKES**.
Cross out all the things your family **DOESN'T** like.



Name: _____

I see my pet.



Trace it.

I see my pet.



Write it.

Two sets of handwriting practice lines, each consisting of a solid top line, a dashed middle line, and a solid bottom line.

Draw it.



A large rectangular box for drawing a pet.



Paste it.

I

see

my

pet.



pet.


I

my

see

Name _____

Word Problem



Suzy has four pink flowers and two purple flowers. How many flowers does she have in all?

Show Your Work






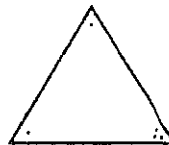
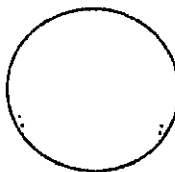
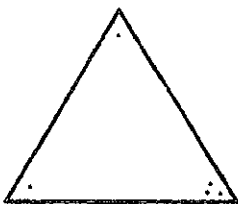
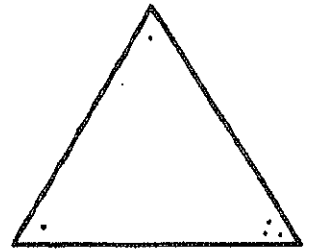
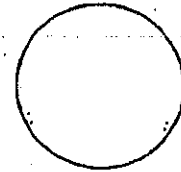


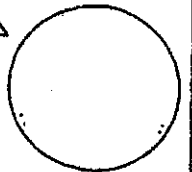
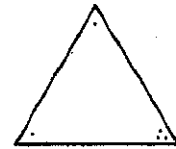
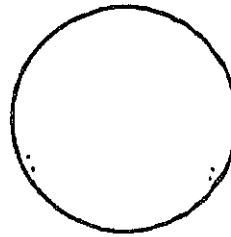
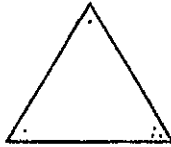
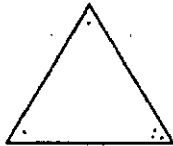
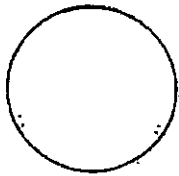

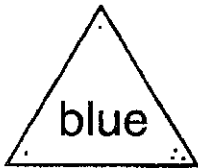
Write the number sentence.

$$\underline{\hspace{2cm}} + \underline{\hspace{2cm}} = \underline{\hspace{2cm}}$$




Families come in all different **SHAPES** and colors!

Color each shape the following colors:




Name _____




Sweet Rhymes

Day 2

Directions:
Cut & Glue
the matching
rhyming
pictures.





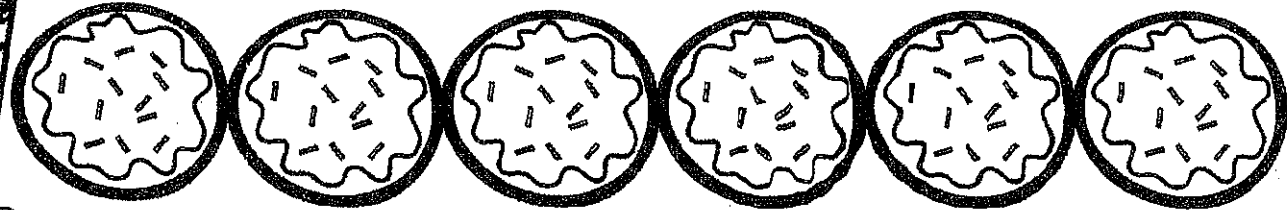

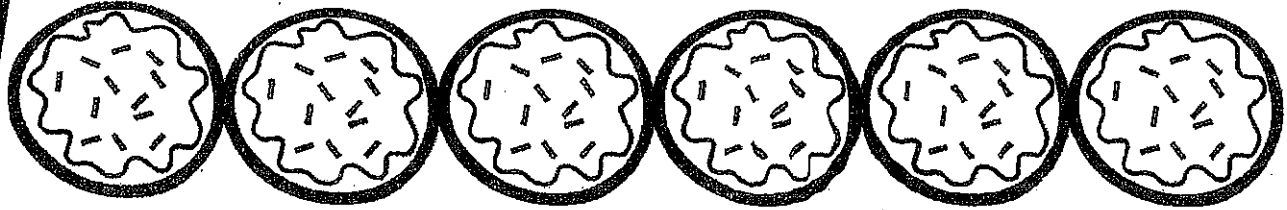

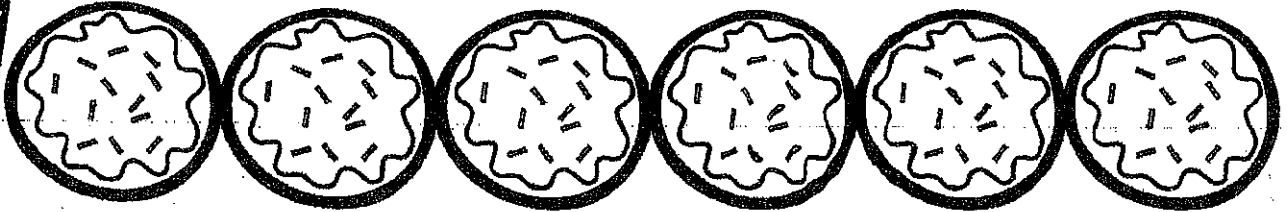





Name _____

Day 2

Cookies & Milk Patterns

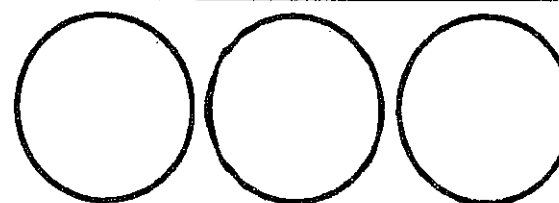
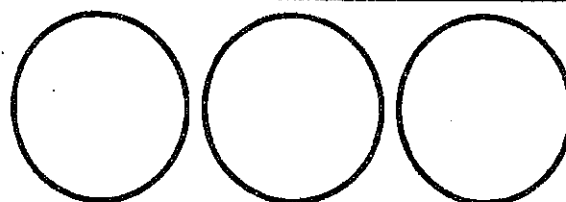


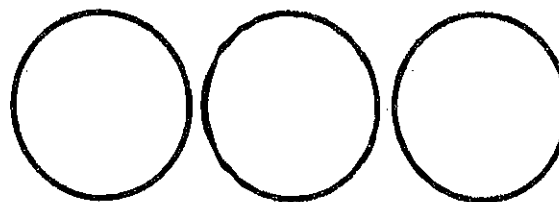
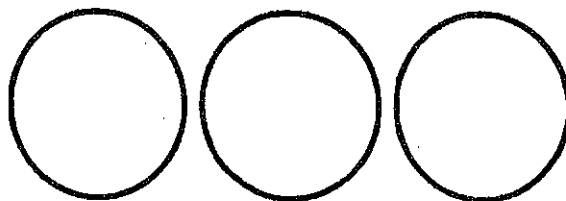


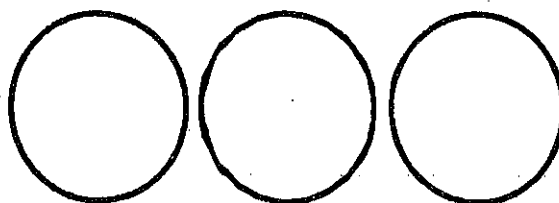
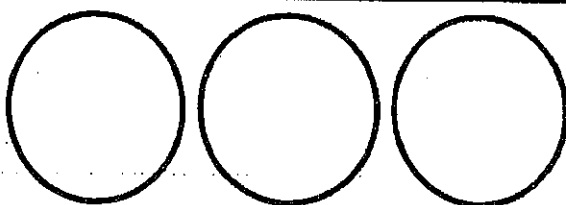


Directions: Color the cookies the correct pattern.



Name _____

CVC Word Work


Write the CVC word below each picture.



Name _____



Button Ten Frames



Directions: Fill in the ten frames to match the number.

