

Blessed Trinity Catholic School

ANNUAL STATE OF  
THE SCHOOL REPORT

January 1, 2023

BLESSED TRINITY CATHOLIC SCHOOL

109 S MILITARY ROAD, DANE, WI 53555

Prepared by: Alicia Zepp, Father Joseph Baker, Chris Taylor

## Introduction

The Parish of Blessed Trinity Catholic Church (formerly St. Michael's Catholic Church) in Dane, Wisconsin, has a long history of Catholic Education. There has been a Catholic School serving the families of the Dane area for over 140 years. Although the school has been moved between several different buildings on the current campus, the love of passing on the Catholic faith has withstood the test of time.

This Annual State of the School Report is intended to provide our parishoners and parents with information about Blessed Trinity Catholic School that helps to evaluate whether or not we continue to offer a Catholic Education that is in keeping with the characteristics of Catholic Schools and fulfills our Blessed Trinity Catholic School Mission.

## Our Mission Statement

Blessed Trinity Catholic School seeks to provide a holistic and Christ-centered education that equips our students to become the young men and women that God created them and calls them to be.

## Our Core Values

We value all that is good, true, and beautiful - in other words, all that comes from the hand of God - and our school community holds the following as particularly important:

Reverence (for God): We strive to teach reverence through regular student participation at Mass and the other sacraments, and through other regular prayer opportunities.

Respect (for one's self and for others): We work to teach this value through modeling this behavior between teachers and students, through education in the virtues, and through encouraging our students to become all that they can with God's help.

Responsibility: We aim to teach responsibility by helping our students to realize the natural consequences of their actions - both good and bad - and by helping them grow to consistently make good decisions.

## Our Demographic Information

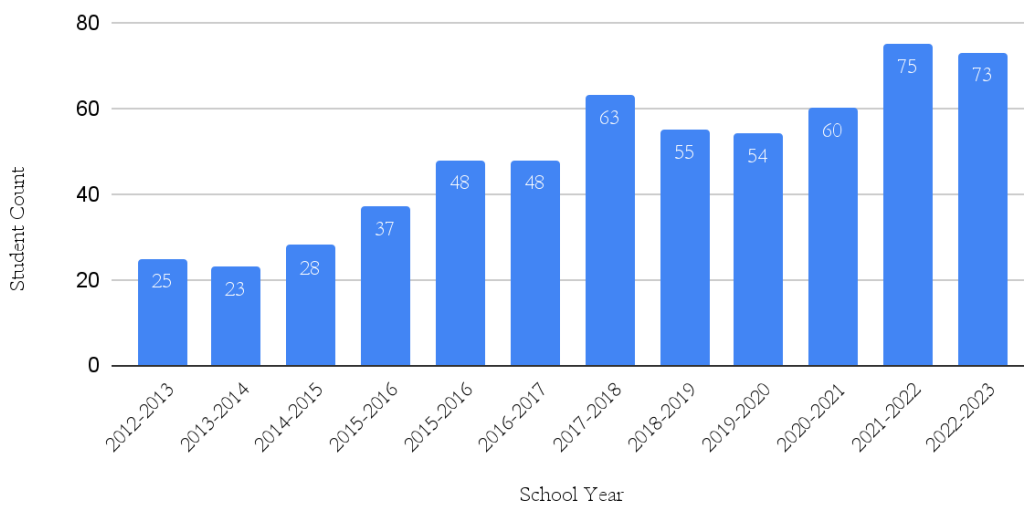
In the 2012-2013 school year, Blessed Trinity Catholic School began the school year with 25 students in grades Kindergarten through Grade 8. Over the years, through pastoral

leadership, the addition of a four-year-old kindergarten program, and a revitalization in marketing, we have seen an increase in enrollment (see Figure 1). Currently, as of December 2022, we are projecting an enrollment of 60-70 students for 2023-2024.

Over the past three years, we have had seven sacraments of initiation through school families (baptism, first communion, and confirmation). We continue to pray for two more students who are going through the Rite of Christian Initiation for Children/Teens and are preparing to receive the sacraments of initiation Easter 2023!

Figure 1

Enrollment Trends

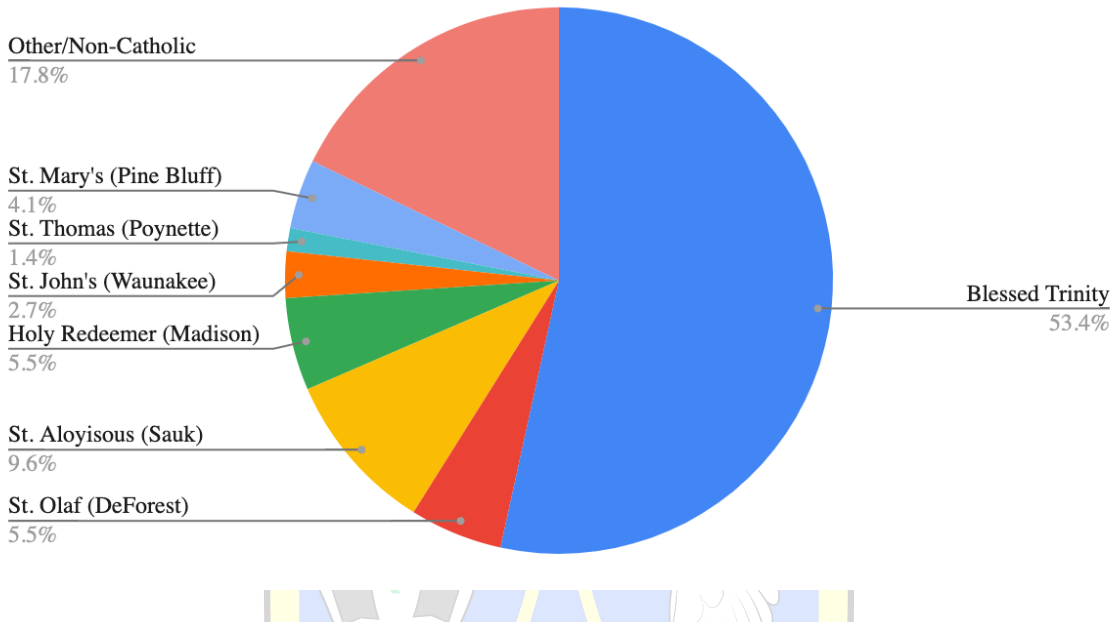


Our enrollment numbers are representative of 37 families. These families come from Blessed Trinity Catholic Church as well as other surrounding parishes. We also pride ourselves in serving our highest population of non-Catholics in our school's history (see Figure 2).

Adding a four-year-old kindergarten program at Blessed Trinity allowed us to provide quality Catholic education at an earlier age and meet the needs of our local families. This resulted in changing the groupings in our multi-age classrooms. Currently our multi-age rooms are 4K-5K, First/Second Grades, Third/Fourth Grades, Fifth/Sixth Grades, Seventh/Eighth Grades (see Figure 3).

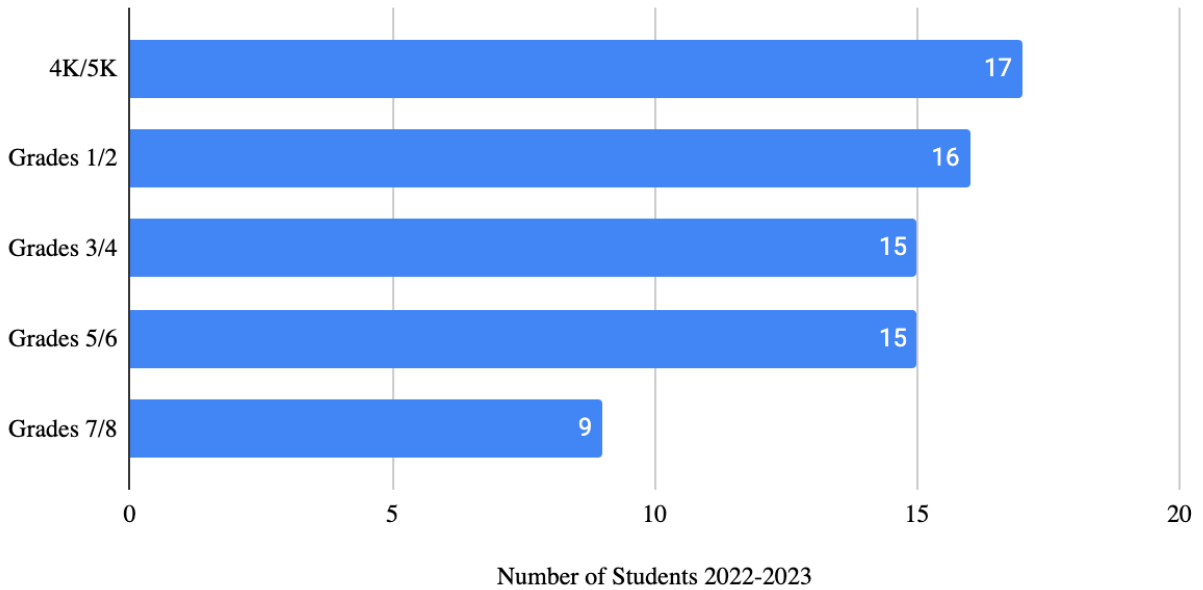
**Figure 2**

Parishes Attending Blessed Trinity



**Figure 3**

Numbers Per Classroom



Blessed Trinity Catholic School uses a multi-age teaching approach at all grade levels. Multi-age instruction is not a new idea, but is one of the oldest forms of education, dating back to the 19th century. Multi-age teaching means that students are intentionally grouped



across grade/age levels. In this type of structure, children can more flexibly move between subject areas in the classroom based on their academic needs. Older and younger students work together which allows the younger students to learn from the modeling of the older students and gives older students the opportunity to be classroom leaders. Remaining with the same teacher for two years of instruction gives students the opportunity to be both learners and leaders in the classroom, creating strong bonds between teacher, student, and parent.

It is our goal to continue to meet the needs of local families by gathering feedback on ways we can improve our school, providing information about our school to parish and non-parish families, and reaching out to all families seeking an affordable Catholic Education for their children.

## Our Student Achievement

Students at Blessed Trinity have been exceeding state and national performance when measured on the STAR Test. This nationally normed test is administered by all schools in the Diocese of Madison, each fall, winter and spring, as one means of evaluating student achievement.

The following bar graphs depict our longitudinal data following each group of students during their time at Blessed Trinity since the implementation of STAR testing in 2020-2021. The national benchmark of proficiency is the 40th percentile which is shown in green.

FIGURE 4: Longitudinal Math 2020-2022

### Blessed Trinity Catholic School, Dane 1st

School Year	Grade	% Benchmark Distribution	Below 10 PR		10 - 24 PR		25 - 39 PR		At/Above 40 PR		# Students
			Number	%	Number	%	Number	%	Number	%	
2022-2023 School Year	1		0	0%	0	0%	3	43%	4	57%	7
2021 - 2022	K	No Activity Data Found	--	--	--	--	--	--	--	--	0

### Blessed Trinity Catholic School, Dane 2nd

School Year	Grade	% Benchmark Distribution	Below 10 PR		10 - 24 PR		25 - 39 PR		At/Above 40 PR		# Students
			Number	%	Number	%	Number	%	Number	%	
2022-2023 School Year	2		0	0%	2	22%	1	11%	6	67%	9
2021 - 2022	1		0	0%	0	0%	2	25%	6	75%	8
2020 - 2021	K	No Activity Data Found	--	--	--	--	--	--	--	--	0

**Blessed Trinity Catholic School, Dane 3rd**

School Year	Grade	% Benchmark Distribution	Below 10 PR		10 - 24 PR		25 - 39 PR		At/Above 40 PR		# Students
			Number	%	Number	%	Number	%	Number	%	
2022-2023 School Year	3		0	0%	0	0%	1	13%	7	88%	8
2021 - 2022	2		0	0%	0	0%	1	14%	6	86%	7
2020 - 2021	1		0	0%	0	0%	2	40%	3	60%	5
2019 - 2020	K	No Activity Data Found	--	--	--	--	--	--	--	--	0

**Blessed Trinity Catholic School, Dane 4th**

School Year	Grade	% Benchmark Distribution	Below 10 PR		10 - 24 PR		25 - 39 PR		At/Above 40 PR		# Students
			Number	%	Number	%	Number	%	Number	%	
2022-2023 School Year	4		0	0%	3	43%	0	0%	4	57%	7
2021 - 2022	3		0	0%	1	17%	2	33%	3	50%	6
2020 - 2021	2		1	25%	1	25%	1	25%	1	25%	4
2019 - 2020	1		0	0%	2	67%	0	0%	1	33%	3
2018-2019	K	No Activity Data Found	--	--	--	--	--	--	--	--	0

**Blessed Trinity Catholic School, Dane 5th**

School Year	Grade	% Benchmark Distribution	Below 10 PR		10 - 24 PR		25 - 39 PR		At/Above 40 PR		# Students
			Number	%	Number	%	Number	%	Number	%	
2022-2023 School Year	5		0	0%	0	0%	1	17%	5	83%	6
2021 - 2022	4		0	0%	0	0%	2	33%	4	67%	6
2020 - 2021	3		0	0%	1	25%	1	25%	2	50%	4
2019 - 2020	2		0	0%	1	50%	0	0%	1	50%	2
2018-2019	1		0	0%	1	50%	0	0%	1	50%	2

**Blessed Trinity Catholic School, Dane 6th**

School Year	Grade	% Benchmark Distribution	Below 10 PR		10 - 24 PR		25 - 39 PR		At/Above 40 PR		# Students
			Number	%	Number	%	Number	%	Number	%	
2022-2023 School Year	6		1	11%	0	0%	4	44%	4	44%	9
2021 - 2022	5		0	0%	1	13%	2	25%	5	63%	8
2020 - 2021	4		0	0%	2	29%	2	29%	3	43%	7
2019 - 2020	3		0	0%	1	20%	1	20%	3	60%	5
2018-2019	2		0	0%	0	0%	2	40%	3	60%	5

**Blessed Trinity Catholic School, Dane 7th**

School Year	Grade	% Benchmark Distribution	Below 10 PR		10 - 24 PR		25 - 39 PR		At/Above 40 PR		# Students
			Number	%	Number	%	Number	%	Number	%	
2022-2023 School Year	7		0	0%	1	11%	3	33%	5	56%	9
2021 - 2022	6		1	13%	1	13%	1	13%	5	63%	8
2020 - 2021	5		0	0%	1	14%	3	43%	3	43%	7
2019 - 2020	4		0	0%	0	0%	1	20%	4	80%	5
2018-2019	3		0	0%	0	0%	2	40%	3	60%	5

FIGURE 5: Longitudinal Literacy Data 2020-2022

### Blessed Trinity Catholic School, Dane 1st

School Year	Grade	% Benchmark Distribution	Below 10 PR		10 - 24 PR		25 - 39 PR		At/Above 40 PR		# Students
			Number	%	Number	%	Number	%	Number	%	
2022-2023 School Year	1		0	0%	1	25%	0	0%	3	75%	4
2021 - 2022	K	No Activity Data Found	--	--	--	--	--	--	--	--	0

### Blessed Trinity Catholic School, Dane 2nd

School Year	Grade	% Benchmark Distribution	Below 10 PR		10 - 24 PR		25 - 39 PR		At/Above 40 PR		# Students
			Number	%	Number	%	Number	%	Number	%	
2022-2023 School Year	2		1	13%	1	13%	2	25%	4	50%	8
2021 - 2022	1		1	13%	1	13%	2	25%	4	50%	8
2020 - 2021	K	No Activity Data Found	--	--	--	--	--	--	--	--	0

### Blessed Trinity Catholic School, Dane 3rd

School Year	Grade	% Benchmark Distribution	Below 10 PR		10 - 24 PR		25 - 39 PR		At/Above 40 PR		# Students
			Number	%	Number	%	Number	%	Number	%	
2022-2023 School Year	3		1	13%	1	13%	3	38%	3	38%	8
2021 - 2022	2		0	0%	0	0%	3	43%	4	57%	7
2020 - 2021	1		0	0%	0	0%	3	60%	2	40%	5
2019 - 2020	K	No Activity Data Found	--	--	--	--	--	--	--	--	0

### Blessed Trinity Catholic School, Dane 4th

School Year	Grade	% Benchmark Distribution	Below 10 PR		10 - 24 PR		25 - 39 PR		At/Above 40 PR		# Students
			Number	%	Number	%	Number	%	Number	%	
2022-2023 School Year	4		1	14%	0	0%	5	71%	1	14%	7
2021 - 2022	3		1	17%	0	0%	2	33%	3	50%	6
2020 - 2021	2		1	25%	0	0%	1	25%	2	50%	4
2019 - 2020	1		2	67%	0	0%	1	33%	0	0%	3
2018-2019	K	No Activity Data Found	--	--	--	--	--	--	--	--	0

### Blessed Trinity Catholic School, Dane 5th

School Year	Grade	% Benchmark Distribution	Below 10 PR		10 - 24 PR		25 - 39 PR		At/Above 40 PR		# Students
			Number	%	Number	%	Number	%	Number	%	
2022-2023 School Year	5		1	17%	0	0%	2	33%	3	50%	6
2021 - 2022	4		1	17%	0	0%	0	0%	5	83%	6
2020 - 2021	3		1	25%	0	0%	1	25%	2	50%	4
2019 - 2020	2		1	50%	0	0%	0	0%	1	50%	2
2018-2019	1		0	0%	1	50%	0	0%	1	50%	2

**Blessed Trinity Catholic School, Dane 6th**

School Year	Grade	% Benchmark Distribution	Below 10 PR		10 - 24 PR		25 - 39 PR		At/Above 40 PR		# Students
			Number	%	Number	%	Number	%	Number	%	
2022-2023 School Year	6		1	11%	1	11%	3	33%	4	44%	9
2021 - 2022	5		0	0%	1	13%	0	0%	7	88%	8
2020 - 2021	4		0	0%	0	0%	4	57%	3	43%	7
2019 - 2020	3		0	0%	0	0%	3	60%	2	40%	5
2018-2019	2		0	0%	0	0%	3	60%	2	40%	5

**Blessed Trinity Catholic School, Dane 7th**

School Year	Grade	% Benchmark Distribution	Below 10 PR		10 - 24 PR		25 - 39 PR		At/Above 40 PR		# Students
			Number	%	Number	%	Number	%	Number	%	
2022-2023 School Year	7		0	0%	1	11%	4	44%	4	44%	9
2021 - 2022	6		0	0%	3	38%	1	13%	4	50%	8
2020 - 2021	5		1	14%	1	14%	1	14%	4	57%	7
2019 - 2020	4		0	0%	0	0%	2	40%	3	60%	5
2018-2019	3		0	0%	0	0%	2	40%	3	60%	5

FIGURE 6: Comparison of at/above benchmark percentages between Lodi and BTCS (note: at/above for BTCS = 60th percentile; at/above for Lodi = 40th percentile)

	Literacy	Math
BTCS Elementary	38%	66%
Lodi Elementary	30%	34%
Lodi Primary	N/A	N/A
BTCS Middle	46%	58%
Lodi Middle	37%	20%

Example of how to read this chart: 38% of Blessed Trinity Catholic School elementary students perform at or above the 60th percentile in literacy, while 66% of BTCS elementary students perform at or above the 60th percentile in math. 30% of Lodi elementary students perform at or above the 40th percentile in literacy, while 34% of Lodi elementary students perform at or above the 40th percentile in math, etc.

## Our Catholic Faith Tradition

In keeping with a tradition of excellence, education in Catholic Faith is critical to the formation of the whole child. Daily religious education using the *Faith and Life* program builds knowledge of the traditions and teachings of our church and immerses students in Sacred Scripture. Our students participate in Holy Mass twice a week, with the students having the opportunity to participate in the readings and serve at Mass. During Lent, students participate in weekly Stations of the Cross, and during October and May, the Rosary is prayed with the students. Each week the Sacrament of Confession is offered during Eucharistic Adoration which allows students to learn the great beauty of spending time with the real presence of Christ on the altar. Father Joe, our pastor, teaches Theology to grades 1-8 twice a week instructing students on the faith, answering their many questions, and demonstrating his call to love and serve the Lord through his vocation to the priesthood. Each month our students learn about a virtue through the Virtues in Practice program created by the Nashville Dominican Sisters. The classrooms take turns leading the school in learning about the virtue of the month.

## Our Service

Service of others is an important facet of Catholic Education. At Blessed Trinity Catholic School, it is manifested in a variety of ways. Students learn the value of contributing to their community by helping clean in the lunchroom each day. Our older students serve the younger students through reading and Mass buddies. They also have the opportunity to assist with the younger students at lunch. Students fourth grade and up help at our Blessed Trinity Fish Fries by running and packing orders.

Our students and their families participate in a donation drive each fall and help support places like Reach Out Lodi and the Pregnancy Helpline.

## Our Financial Information

Blessed Trinity Parishioners are in strong support of Blessed Trinity Catholic School. The charts below shows the different sources of **revenue** funding for Blessed Trinity Catholic School from the 2016-2017 school year through 2021-2022 school year.

Our Parish Finance Council believes in making tuition within families' means because we want every family seeking Catholic Education to find it an affordable price.

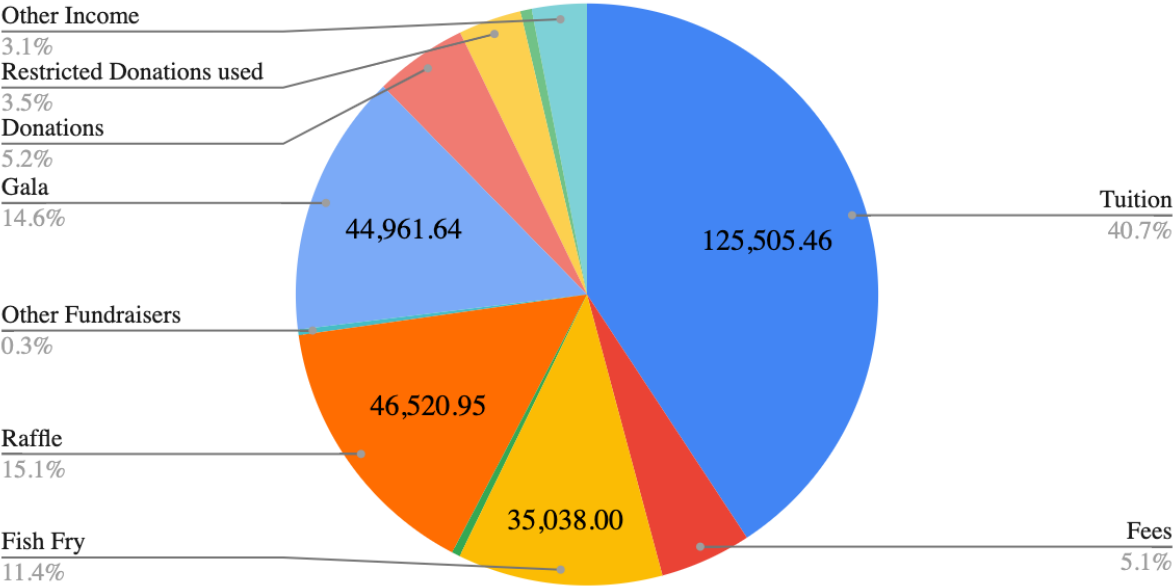
FIGURE 7 - Table of Income

Year	2016-2017	2017-2018	2018-2019	2019-2020	2020-2021	2021-2022
Enrollment	48	63	55	54	60	75
Income	\$216,962.85	\$244,893.32	\$254,676.73	\$194,592.22	\$236,523.82	\$305,082.27

FIGURE 8 - Pie Graph of Income for 2021-2022

**Figure 8**

2021-2022 Income

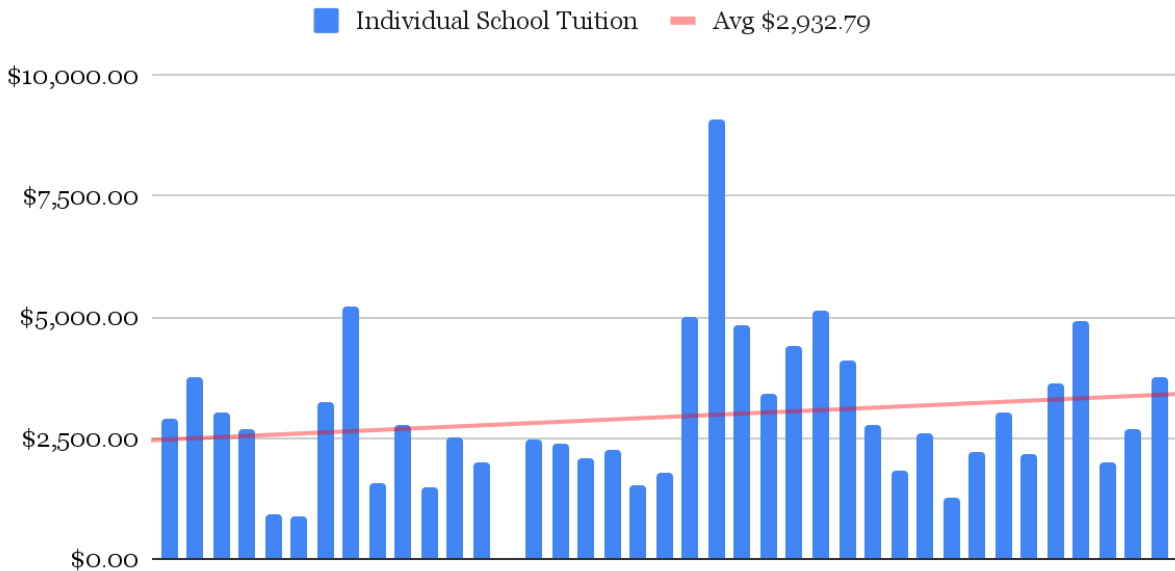


According to educationdata.org, the average tuition for Catholic elementary schools across the nation is \$4,840. In the Diocese of Madison, the maximum elementary school tuition is \$9,100 and the minimum tuition in our area is \$2,000. The average tuition in the Diocese of Madison is \$2,932.79. Blessed Trinity Catholic School’s tuition for first child for the 2022-2023 school year is \$2,750.

According to the Department of Public Instruction, in 2021-2022, the average cost of educating a student in Wisconsin public schools was \$15,329. At Blessed Trinity the per pupil cost in the 2021-2022 school year was \$5,079.22. This was a savings of \$10,249.78 per Blessed Trinity student. Imagine the savings across the United States because of Catholic schools.

Figure 9

Tuition in the Diocese of Madison



The majority of **expenses** from our school are a result of staff wages and benefits. While we offer affordable tuition, we also recognize that we need to make our salaries competitive to attract strong Catholic educators.

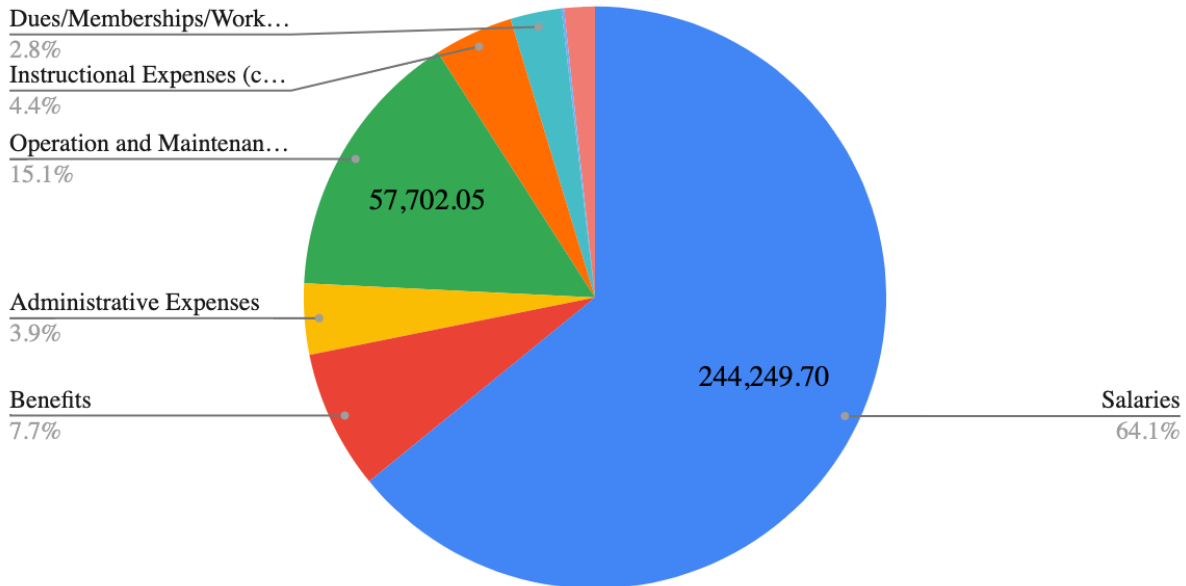
FIGURE 10 - Table of Expenses

Year	2016-2017	2017-2018	2018-2019	2019-2020	2020-2021	2021-2022
Enrollment	48	63	55	54	60	75
Expenses	\$283,500.57	\$325,356.76	\$350,068.53	\$363,713.03	\$317,782.65	\$380,941.76

FIGURE 11 - Pie Graph of Expenses for 2021-2022

**Figure 11**

2021-2022 Expenses



**FIGURE 12 - Deficit Covered by the Parish**

Year	2016-2017	2017-2018	2018-2019	2019-2020	2020-2021	2021-2022
Deficit, covered by the parish	\$150,425.13	\$164,429.88	\$159,284.93	\$25,471.41	\$155,264.99	\$229,222.78

Parish support continues to be vital to the future of Catholic Schools. In the Diocese of Madison, local parishes on average contribute 23% of the total cost per pupil. Blessed Trinity Catholic Parish shows their commitment to Catholic education by exceeding that percentage.

We are blessed that Blessed Trinity Parish has continued to believe in the importance of having a Catholic School in the Dane/Lodi area, and that Catholic Education is a long-standing tradition that people in this parish value.

## Our Future Planning at Blessed Trinity Catholic School

In order to grow and to thrive as a Catholic School, we need to constantly look at and evaluate our programs based on current data, and plan for the future. This is also necessary



to attain accreditation by the Wisconsin Religious and Independent School Association (WRISA). There are 12 standards that are evaluated by WRISA. Currently, Blessed Trinity is undergoing the accreditation process for the first time in the school's history. Throughout this process we are developing goals for each of the 12 standards. These goals are held accountable by members on the accreditation team, School Advisory Committee, Parish Council, and Finance Council in conjunction with the Pastor and the Principal.

Between the 2021-2022 and 2022-2023 school years, these goal areas were addressed:

1. A Blessed Trinity Catholic School Emergency Action Plan was developed in conjunction with the Dane County Sheriff Department. Safety measures have increased to include state of the art security system with keyless entry, video surveillance, markations of entrances and exits and purchase of stop the bleed kits and AED equipment for the parish and school. Teachers, staff, and students are continuing to receive training in school safety from the Dane County Sheriff Department several times each year.
2. Curriculum Review took place and as a result we purchased Houghton Mifflin Harcourt "Into Math," "Into Reading," and "Into Literature," The Catholic Textbook Project for Social Studies, and "Foss Science Kits."
3. The Staff Handbook, Student/Family Handbook, Share Hours Handbook, and Substitute Handbook were reviewed and revised.
4. An Annual "State of the School" Report was developed and will be disseminated to families, parishioners and made available on Blessed Trinity's website.
5. Marketing efforts were increased, using social media such as Facebook to promote activities at Blessed Trinity, purchasing spirit wear and Blessed Trinity Fish Fry t-shirts for Fish Fry Volunteers, utilizing banners around the community and updating our Blessed Trinity website.
6. The school library is currently undergoing a major transformation process which has involved discarding old materials, receiving and cataloging new materials, and organizing the library in a "user friendly" fashion that attends to student reading levels.

2023-2024 Goals for Blessed Trinity Catholic School include:

1. Respond to feedback from parent, parishioner, staff, and student surveys
2. Address achievable fixes to retain middle school students (i.e., Spanish class, middle school model, STEM, etc.)
3. Complete accreditation through Wisconsin Religious and Independent Schools Accreditation

4. Finish school library updates and acquire more Catholic and relevant titles. Continue to mark books by reading levels.
5. Purchase updated curriculum for Grades PK-2 in social studies.
6. Develop curriculum maps Grades PK-8

As Blessed Trinity Catholic School approaches its 150th anniversary, it is in a great position to continue its long history of providing an excellent Catholic Education that equips our young people to become the people that God has created them and calls them to be. If you have any questions, or wish to talk with someone further about Blessed Trinity Catholic School, please email Alicia Zepp, Principal at [azepp@btcatholic.us](mailto:azepp@btcatholic.us) or call 608-592-5711 x 7.

Blessings,

Alicia Zepp, *Principal*

