

# **2nd Grade Homework: 11/10-11/13**

**Name:** \_\_\_\_\_

**Monday, 11/10**

**(1) ELA - Homophones**

**(2) Math - 2-digit addition**

**(3) Social Studies - Write a few sentences about what you know about the Boston Tea Party.**

**Tuesday, 11/11:**

**NO SCHOOL**

**Wednesday, 11/12:**

**(1) ELA - Digraph Word Search**

**(2) Math - 2 digit addition**

**Thursday, 11/13**

**(1) ELA - -er, -est #1-10 (#11/12 are challenge questions, optional**

**(2) Math - Coins**

**Announcements:**

**\*\*Please read and log for fifteen minutes each day.**

**\*\*Please complete the weekly story retell activity  
ONCE by Friday.**

Name \_\_\_\_\_

MONDAY

# Homophones

Homophones are words that sound alike.

They have different spellings and different meanings.

Directions: Read each sentence. Write the correct word on the line.

1. Kate found \_\_\_\_\_ turkey feathers near the barn.

ate    eight

2. Do you \_\_\_\_\_ what time we are going to eat?

know    no

3. I think I will have a \_\_\_\_\_ of pumpkin pie after dinner.

piece    peace

4. Did you \_\_\_\_\_ your cousins on Thanksgiving?

sea    see

5. We saw a \_\_\_\_\_ of turkeys of Mr. Ben's farm.

pear    pair

6. Did the turkey dig a \_\_\_\_\_ in the yard?

hole    whole

7. I have one \_\_\_\_\_ left.

sent    cent

Directions: Use each of the homophones to write a sentence.

(four, for)

1. \_\_\_\_\_

2. \_\_\_\_\_

(would, wood)

1. \_\_\_\_\_

2. \_\_\_\_\_

(hair, hare)

1. \_\_\_\_\_

2. \_\_\_\_\_

Name \_\_\_\_\_

# 2-Digit Addition With Regrouping!

**MONDAY**

Directions: Solve the problems.  
Color part of the turkey dinner that matches your answer.



$$\begin{array}{r} 27 \\ + 49 \\ \hline \end{array}$$

$$\begin{array}{r} 58 \\ + 33 \\ \hline \end{array}$$

$$\begin{array}{r} 78 \\ + 14 \\ \hline \end{array}$$


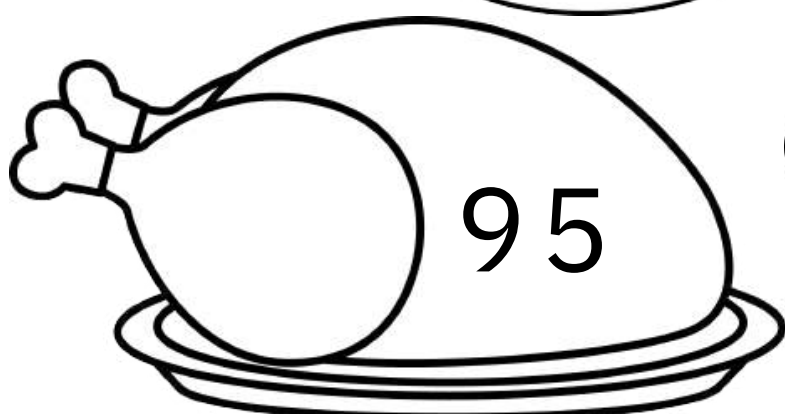



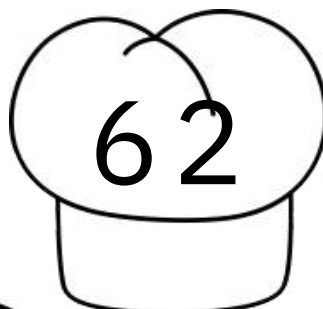

$$\begin{array}{r} 39 \\ + 45 \\ \hline \end{array}$$

$$\begin{array}{r} 67 \\ + 28 \\ \hline \end{array}$$

$$\begin{array}{r} 36 \\ + 26 \\ \hline \end{array}$$

$$\begin{array}{r} 44 \\ + 39 \\ \hline \end{array}$$

$$\begin{array}{r} 55 \\ + 35 \\ \hline \end{array}$$



**Please write a few sentences about  
what you know about the Boston  
Tea Party.**

MONDAY

Name \_\_\_\_\_

# WEDNESDAY



# My Digraph Word Search

Directions: Create a digraph word search using the word below.  
Have a friend find the words.

[illegible]

List of words to be found:

# whisper

white

# chapter

chick

should

while

# shack

shampoo  
flush

blush

Name \_\_\_\_\_

WEDNESDAY

Gobble up  
Math

# Double Digit Addition With Regrouping!

Directions: Solve the problems. Color the baby turkey that matches your answer.



$$\begin{array}{r} 62 \\ + 19 \\ \hline 43 \end{array}$$

$$\begin{array}{r} 67 \\ + 25 \\ \hline \end{array}$$

$$\begin{array}{r} 45 \\ + 48 \\ \hline \end{array}$$



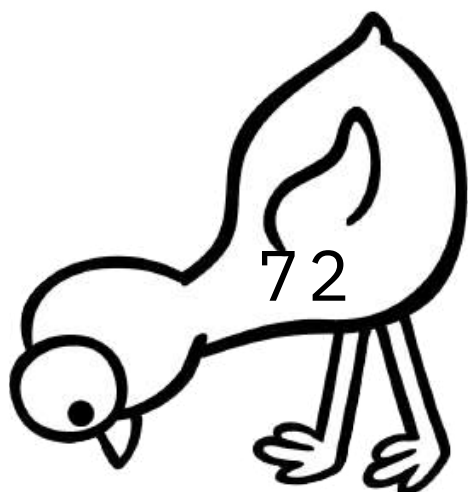




$$\begin{array}{r} 25 \\ + 47 \\ \hline \end{array}$$

$$\begin{array}{r} 39 \\ + \quad \\ \hline \end{array}$$

$$\begin{array}{r} 79 \\ + 16 \\ \hline \end{array}$$

$$\begin{array}{r} 46 \\ + 38 \\ \hline \end{array}$$




$$\begin{array}{r} 36 \\ + 34 \\ \hline \end{array}$$











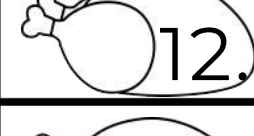

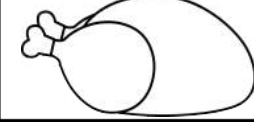



Name \_\_\_\_\_

# Comparative and Superlative Adjectives

Directions: Complete the chart using the comparative and superlative form of each adjective. Think carefully about numbers 11 and 12.



	Adjective	Comparative	Superlative
 1.	fast	faster	fastest
 2.	big		
 3.			
 4.		smaller	
 5.			coldest
 6.	long		
 7.			largest
 8.		wiser	
 9.	tall		
 10.			
 11.		happier	
 12.			angriest
 *good	*good		
 *bad	*bad		





Name \_\_\_\_\_

Thursday

# Money: Coins

Directions: Look at the price for each item.  
Find two ways to pay by showing the coins you can use.

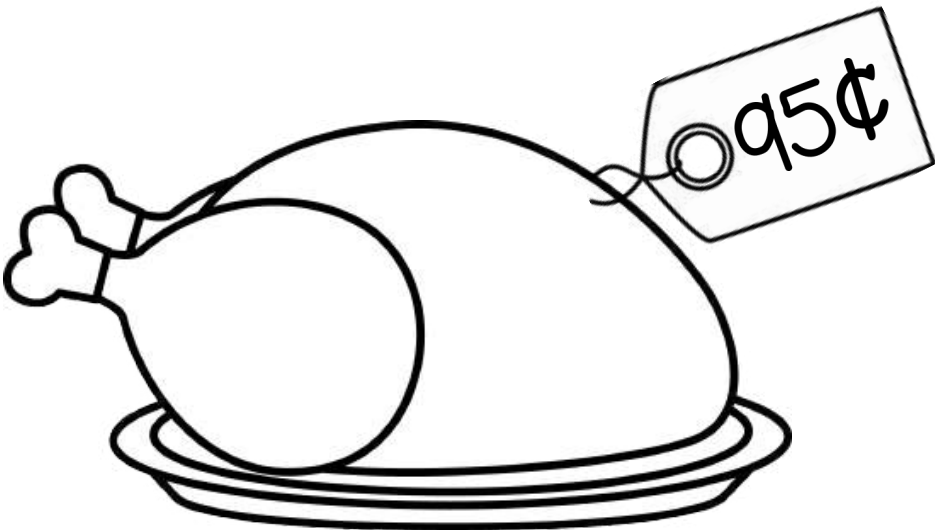



\_\_\_\_\_ quarters  
\_\_\_\_\_ dimes  
\_\_\_\_\_ nickels  
\_\_\_\_\_ pennies

\_\_\_\_\_ quarters  
\_\_\_\_\_ dimes  
\_\_\_\_\_ nickels  
\_\_\_\_\_ pennies

\_\_\_\_\_ quarters  
\_\_\_\_\_ dimes  
\_\_\_\_\_ nickels  
\_\_\_\_\_ pennies

\_\_\_\_\_ quarters  
\_\_\_\_\_ dimes  
\_\_\_\_\_ nickels  
\_\_\_\_\_ pennies



\_\_\_\_\_ quarters  
\_\_\_\_\_ dimes  
\_\_\_\_\_ nickels  
\_\_\_\_\_ pennies

\_\_\_\_\_ quarters  
\_\_\_\_\_ dimes  
\_\_\_\_\_ nickels  
\_\_\_\_\_ pennies

\_\_\_\_\_ quarters  
\_\_\_\_\_ dimes  
\_\_\_\_\_ nickels  
\_\_\_\_\_ pennies

\_\_\_\_\_ quarters  
\_\_\_\_\_ dimes  
\_\_\_\_\_ nickels  
\_\_\_\_\_ pennies



Second Grade Reading Log

Date	Title & Author	Pages Read	Minutes Read

Parent Signature (Week 1):

---