


## Elapsed time - forwards and backwards (half hours)

---

### Grade 2 Time Worksheet


Draw the clock hands to show the time it was or will be.

1.




What time will it be in 1 hour 30 minutes?

2.




What time was it 2 hours ago?

3.




What time will it be in 2 hours 30 minutes?

4.




What time will it be in 4 hours?

5.



What time will it be in 2 hours 30 minutes?

6.




What time was it 4 hours 30 minutes ago?

## Elapsed time - forwards and backwards (half hours)


---

### Grade 2 Time Worksheet


#### Answers:




What time will it be in 1 hour 30 minutes?




What time was it 2 hours ago?




What time will it be in 2 hours 30 minutes?



What time will it be in 4 hours?



What time will it be in 2 hours 30 minutes?



What time was it 4 hours 30 minutes ago?


## Elapsed time - forwards and backwards (half hours)

---

### Grade 2 Time Worksheet


Draw the clock hands to show the time it was or will be.

1.




What time will it be in 5 hours  
30 minutes?

2.




What time was it 4 hours ago?

3.




What time will it be in 3 hours?

4.




What time will it be in 5 hours  
30 minutes?

5.



What time was it 1 hour ago?

6.




What time was it 4 hours 30  
minutes ago?

## Elapsed time - forwards and backwards (half hours)

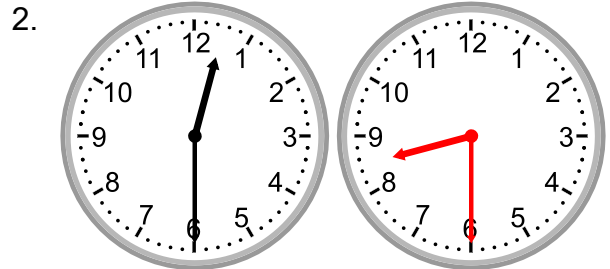
---

### Grade 2 Time Worksheet


#### Answers:




What time will it be in 5 hours  
30 minutes?




What time was it 4 hours ago?




What time will it be in 3 hours?



What time will it be in 5 hours  
30 minutes?



What time was it 1 hour ago?



What time was it 4 hours 30  
minutes ago?


## Elapsed time - whole hours

---

### Grade 2 Time Worksheet


Draw the clock hands to show the time it will be after the number of hours given.

1.




What time will it be in 3 hours?

2.




What time will it be in 3 hours?

3.




What time will it be in 1 hour?

4.




What time will it be in 4 hours?

5.



What time will it be in 5 hours?

6.



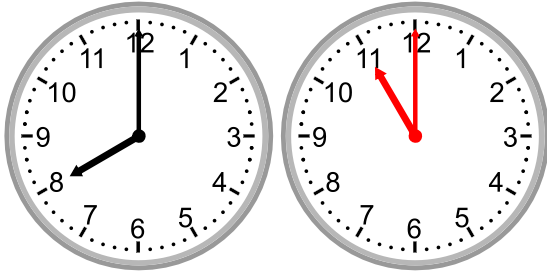
What time will it be in 5 hours?

## Elapsed time - whole hours

### Grade 2 Time Worksheet

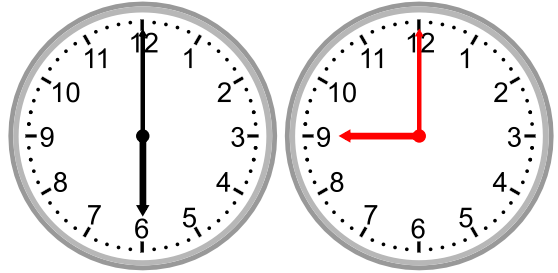
Draw the clock hands to show the time it will be after the number of hours given.

1.



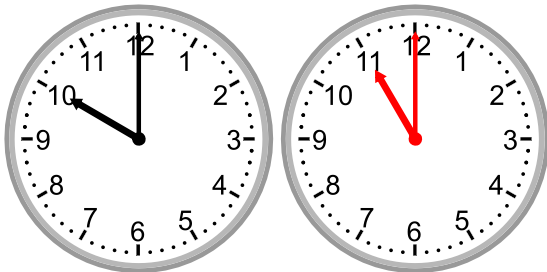
What time will it be in 3 hours?

2.




What time will it be in 3 hours?

3.




What time will it be in 1 hour?

4.



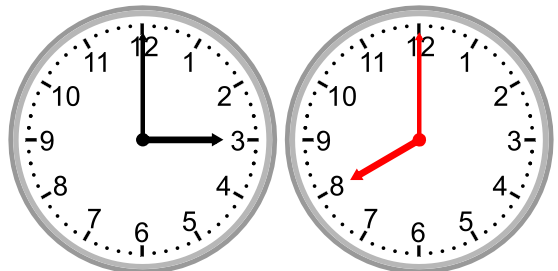
What time will it be in 4 hours?

5.



What time will it be in 5 hours?

6.



What time will it be in 5 hours?


## Elapsed time - whole hours

---

### Grade 2 Time Worksheet


Draw the clock hands to show the time it will be after the number of hours given.

1.




What time will it be in 3 hours?

2.




What time will it be in 5 hours?

3.




What time will it be in 5 hours?

4.




What time will it be in 4 hours?

5.



What time will it be in 5 hours?

6.



What time will it be in 3 hours?


## Elapsed time - whole hours

---

### Grade 2 Time Worksheet

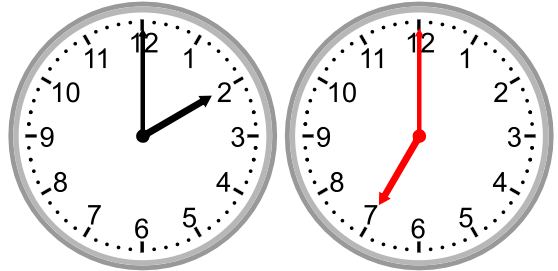
Draw the clock hands to show the time it will be after the number of hours given.

1.




What time will it be in 3 hours?

2.




What time will it be in 5 hours?

3.



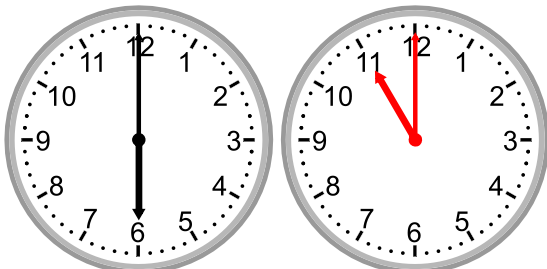
What time will it be in 5 hours?

4.



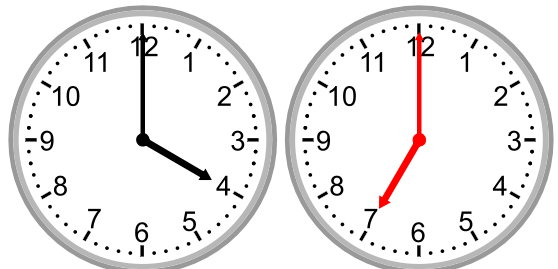
What time will it be in 4 hours?

5.



What time will it be in 5 hours?

6.



What time will it be in 3 hours?




## Telling time - whole hours (draw the clock)

### Grade 2 Time Worksheet


Draw the time shown on each clock.

1.




11:00

2.




4:00

3.




6:00

4.




3:00

5.




8:00

6.




5:00

7.




2:00

8.



10:00

9.



7:00


## Telling time - whole hours (draw the clock)

---

### Grade 2 Time Worksheet


Draw the time shown on each clock.

1.




11:00

2.




4:00

3.




6:00

4.




3:00

5.




8:00

6.




5:00

7.




2:00

8.



10:00

9.




7:00

## Telling time - whole hours (draw the clock)

### Grade 2 Time Worksheet


Draw the time shown on each clock.

1.




4:00

2.




7:00

3.




8:00

4.




5:00

5.




2:00

6.




6:00

7.




10:00

8.



1:00

9.




3:00

## Telling time - whole hours (draw the clock)

### Grade 2 Time Worksheet


Draw the time shown on each clock.

1.




4:00

2.




7:00

3.




8:00

4.




5:00

5.




2:00

6.




6:00

7.




10:00

8.



1:00

9.




3:00

# Telling time - whole hours


## Grade 2 Time Worksheet

Write the time below each clock.


1.




2.




3.




4.




5.




6.




7.



8.



9.




# Telling time - whole hours

## Grade 2 Time Worksheet


Write the time below each clock.

1.




9:00

2.




10:00

3.




1:00

4.




3:00

5.




7:00

6.




2:00

7.




5:00

8.



11:00

9.




4:00

# Telling time - whole hours


## Grade 2 Time Worksheet

Write the time below each clock.


1.




2.




3.




4.




5.




6.




7.



8.



9.




# Telling time - whole hours

## Grade 2 Time Worksheet


Write the time below each clock.

1.




6:00

2.




5:00

3.




3:00

4.




7:00

5.




2:00

6.




1:00

7.




8:00

8.



10:00

9.



4:00