

# Grade 1 homework 4/13-4/17

Name: \_\_\_\_\_

**Monday 4/13: Spelling: Spelling** homework in **green notebook**. Write words 1-5 3x each. **Reading:** Students should be reading at least 10–15 minutes a day! (The reading log is on the last page.)

**Math:**

## Addition

$$\begin{array}{r} 6 \\ + 6 \\ \hline \end{array}$$

$$\begin{array}{r} 3 \\ + 3 \\ \hline \end{array}$$

$$\begin{array}{r} 5 \\ + 5 \\ \hline \end{array}$$

$$\begin{array}{r} 0 \\ + 0 \\ \hline \end{array}$$

$$\begin{array}{r} 8 \\ + 8 \\ \hline \end{array}$$

$$\begin{array}{r} 10 \\ + 10 \\ \hline \end{array}$$

$$\begin{array}{r} 1 \\ + 1 \\ \hline \end{array}$$

$$\begin{array}{r} 4 \\ + 4 \\ \hline \end{array}$$



$$\begin{array}{r} 7 \\ + 7 \\ \hline \end{array}$$

$$\begin{array}{r} 9 \\ + 9 \\ \hline \end{array}$$

$$\begin{array}{r} 6 \\ + 6 \\ \hline \end{array}$$

$$\begin{array}{r} 10 \\ + 10 \\ \hline \end{array}$$

$$\begin{array}{r} 3 \\ + 3 \\ \hline \end{array}$$

$$\begin{array}{r} 8 \\ + 8 \\ \hline \end{array}$$



$$2 + 2 = \underline{\quad}$$

$$4 + 4 = \underline{\quad}$$

$$5 + 5 = \underline{\quad}$$

$$7 + 7 = \underline{\quad}$$

$$7 + 7 = \underline{\quad}$$

$$10 + 10 = \underline{\quad}$$

## Science:

# Hibernation

In winter, some animals rest for a long time. This rest is called hibernation. Animals that hibernate are called hibernators. Bears, bats, squirrels, and groundhogs are hibernators.

Hibernators go to dark, quiet places. Some go underground. Others stay in caves. Before hibernating, they eat a lot of food to stay alive.

Hibernation is not the same as sleeping. Their hearts beat slowly. They breathe slowly, and their bodies get cooler.



1. When animals rest for a long time in winter, what is this called?
  - sleeping
  - hibernation
  - napping
  - winter
2. Where do hibernators go in the winter?
  - in a leaf pile
  - to a cabin
  - dark, quiet places
  - underwater
3. Write down two animals that are hibernators.

---

---

Tuesday 4/14: Spelling words 6-10 3x each in green notebook.

Math:

# Doubles Practice

Directions: Use the doubles rule to solve.

1.  $4+4=$  \_\_\_\_\_ 2.  $7+7=$  \_\_\_\_\_

3.  $9+9=$  \_\_\_\_\_ 4.  $0+0=$  \_\_\_\_\_

5.  $6+6=$  \_\_\_\_\_ 6.  $3+3=$  \_\_\_\_\_

7.  $1+1=$  \_\_\_\_\_ 8.  $2+2=$  \_\_\_\_\_

9.  $8+8=$  \_\_\_\_\_ 10.  $5+5=$  \_\_\_\_\_

11. 
$$\begin{array}{r} 12 \\ +12 \\ \hline \end{array}$$

12. 
$$\begin{array}{r} 10 \\ +10 \\ \hline \end{array}$$

13. 
$$\begin{array}{r} 11 \\ +11 \\ \hline \end{array}$$

14. 
$$\begin{array}{r} 3 \\ +3 \\ \hline \end{array}$$

15. 
$$\begin{array}{r} 6 \\ +6 \\ \hline \end{array}$$

16. 
$$\begin{array}{r} 9 \\ +9 \\ \hline \end{array}$$


**Writing:**

**You are now school principal. What do you do?**

---

Grade 1 Writing Worksheet


Draw and write.



Four sets of primary writing lines, each consisting of a solid top line, a dashed middle line, and a solid bottom line.

**Wednesday 4/15: Spelling** words 1-5 3x each in **green notebook** in a colored pencil or colorful pen.

**Math:**



## Doubles

$1+1=$

$7+7=$

$2+2=$

$8+8=$

$3+3=$

$9+9=$

$4+4=$

$10+10=$

$5+5=$

$11+11=$

$6+6=$

$12+12=$

Writing:

# Sentence Writing

Name: \_\_\_\_\_

Directions: Write each sentence correctly. Make sure to use a capital letter, finger spaces, and punctuation.



1. What time is the game?

2. My new shoes are white.

3. That bird is loud.

4. You are my best friend.

5. I have to go home.

**Thursday 4/16: Spelling** words 6-10 3x each in **green notebook** in a colored pencil or colorful pen.

**Writing:**

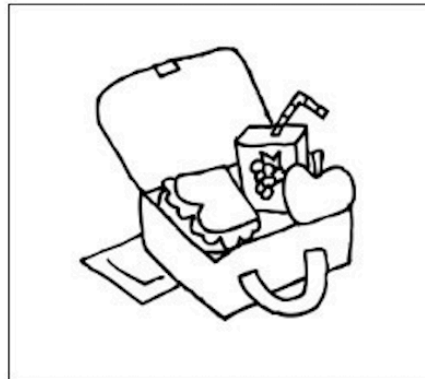
Name \_\_\_\_\_



# Opinion Writing



or

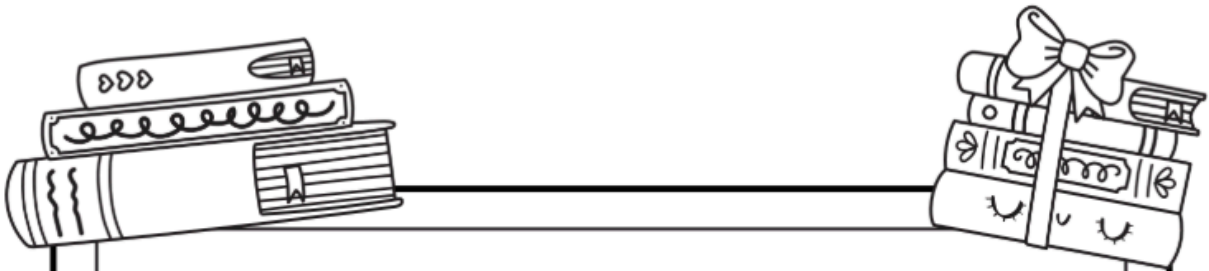


**Do you like hot lunch or cold lunch?**

I like \_\_\_\_\_  
-----  
\_\_\_\_\_

because \_\_\_\_\_  
-----  
\_\_\_\_\_

\_\_\_\_\_  
-----  
\_\_\_\_\_  
\_\_\_\_\_  
-----  
\_\_\_\_\_  
-----  
\_\_\_\_\_



NAME: \_\_\_\_\_

# READING LOG

DATE	BOOK TITLE	AUTHOR	RATING
			<input type="radio"/> <input type="radio"/>
			<input type="radio"/> <input type="radio"/>
			<input type="radio"/> <input type="radio"/>
			<input type="radio"/> <input type="radio"/>
			<input type="radio"/> <input type="radio"/>
			<input type="radio"/> <input type="radio"/>
			<input type="radio"/> <input type="radio"/>
			<input type="radio"/> <input type="radio"/>
			<input type="radio"/> <input type="radio"/>
			<input type="radio"/> <input type="radio"/>