

# 2021 Financial Report



## DIOCESE OF LONDON

Each year, the Diocese of London publishes the financial results of our Diocese, parishes, and diocesan cemeteries. This year's report provides the results for the year-ended December 31, 2021. The figures are taken from two sources: the annual audited financial statements of the Diocese of London, parishes, and diocesan operated cemeteries as well as our internal records. This report does not include the financial results of St. Peter's Seminary.

I issued my first annual report in 2005, for the results of 2004. This report will be my last as I will be retiring at the end of 2022. It has been my pleasure to serve Bishop Fabbro and the Diocese of London in my role.

Dave Savel, CPA  
Episcopal Director of Administrative Services

### Parishes

The pandemic has been a very challenging time for our parishes, with lockdowns, capacity limits and ever changing situations and rules.

Many parishes reached out to homebound parishioners and also adapted to online ministry, to continue to serve their parishioners.

Parish collections and donations decreased 3.0% from \$24.6 million in 2020 to \$23.9 million in 2021.

Thankfully, the Canada Emergency Wage Subsidy became available, providing \$2.2 million (2020 - \$4.6 million) worth of much needed financial support. Total parish operating revenues decreased 9.5% from \$34.3 million to \$31.0 million.

Parish ministry, sacramental and operating costs decreased by 0.1% from 2020 to 2021. Parish operating surplus (before capital donations and costs) decreased from \$5.7 million in 2020 to \$983 thousand in 2021.

Capital donations decreased 19.0%, from \$5.2 million in 2020 to \$4.2 million in 2021. Proceeds from the sale of parish properties increased from \$672 thousand in 2020 to \$6.1 million in 2021. Thankfully many parishes were able to take advantage of the "hot" 2021 real

estate market by selling surplus property. Parishes reduced capital spending 48.3%, from \$7.1 million in 2020 to \$3.7 million in 2021. On an overall basis (i.e. operating and capital results combined), our parishes surprisingly had a net surplus of \$4.6 million in 2020 and \$7.7 million in 2021. Our parishes did an excellent job of controlling expenses and reducing capital (building) spending during the pandemic.

Included in parish operating revenues above was \$1.1 million of bequests in 2020 and \$964 thousand in 2021. Bequests are money or property left to our parishes in the Last Will and Testament of deceased parishioners or priests.

Of our 117 parishes and communities, 36 incurred an operating deficit in 2020 and 47 in 2021. Operating results include day-to-day receipts and expenditures such as Sunday offertory, ministry, outreach, salaries, utilities, and repairs and maintenance.

***Our parishes are in need of your participation and financial support!***

The Parish Deposit & Loan Fund has successfully operated since 1964 and functions essentially like a parish "credit union." Parishes with excess funds, or those saving for a capital project, deposit monies with the Fund and earn interest. Parishes in need of funding for capital projects can apply to the Parish Building and Loan Commission to borrow. Our Parish Deposit & Loan Fund cash and short-term investments balance was \$14.0 million in 2020 and \$22.3 million in 2021. The increase in cash and short-term investments was mainly a result of \$6.1 million in sales of excess parish properties in 2021.

At the end of 2021, the number of parishes, parish cemeteries and diocesan entities with money on deposit was 121, totaling \$27.7 million. The average deposit balance was therefore \$229 thousand.

At the end of 2021, the number of parishes and diocesan entities in a loan position (i.e. owed money to the Fund) was 11, totaling \$7.3 million. The average loan balance was therefore \$667 thousand.

# 2021 Financial Report

## Capital Projects

Major capital projects in excess of \$100,000 took place at the following parishes and communities:

### 2020

Amherstburg: St. John the Baptist  
Chatham: St. Joseph  
Exeter: Precious Blood  
Kinkora: St. Patrick  
London: St. Peter's Cathedral, St. Andrew the Apostle,  
St. Francis-St. Martin  
McGregor: St. Clement  
St. Thomas: St. Anne  
Wallaceburg: Kent Lambton RC Family  
Windsor: Assumption, Our Lady of Guadalupe, St. John  
Vianney

### 2021

Brights Grove: St. Michael's  
Kinkora: St. Patrick  
London: St. George, St. John the Divine  
Sarnia: Sacred Heart  
Strathroy: All Saints  
Windsor: Assumption

## Diocese of London (Diocesan Centre)

Investment returns (realized and unrealized capital gains as well as income) were quite good for our endowment funds. I wish I could say the same for 2022!

The endowment funds provide income to operate diocesan programs. In 2020, the investment returns were \$2.6 million and in 2021 the return was \$3.5 million.

*Please consider the Church  
when preparing your Will.*

The Diocesan Centre was grateful to receive \$457 thousand (2020 - \$914 thousand) of Canada Emergency Wage Subsidy.

The Diocesan Centre received \$181 thousand of bequests in 2020 but did not receive any bequests in 2021. The pension fund for our priests (St. John Evangelist Pension Fund Society) received bequests of \$34 thousand in 2021 and \$8 thousand in 2020. Bequests are monies or property left in the Last Will and Testament of deceased parishioners and priests.

The Diocese donated \$500 thousand to St. Peter's Seminary in 2021 to help fund financial deficits.

The Diocesan Centre earned an operating surplus of \$1.8 million in 2020 and \$1.3 million in 2021.

We continue to pay the price for crimes related to sexual misconduct. The price of course is high and can only be partially measured in financial terms. The spiritual cost is far greater. The financial results noted above do not include expenses related to sexual abuse claims and the sale of non-parish assets. We are selling off non-parish assets to pay for the financial cost of misconduct.

We still have a significant number of outstanding cases, which will likely take a number of years to settle. Although we expect insurance to pay a portion of our costs, the financial cost to the diocese is still very high. We have a plan in place to pay for the cost of the outstanding claims. We are doing our utmost to make fair and reasonable settlements with victims of sexual abuse as quickly as possible. In addition, the diocese assists victims with counseling.

## Diocesan Cemeteries

In addition to our 67 parish cemeteries, there are cemeteries in Windsor-Essex, Sarnia and London managed directly by the Diocese.

Diocesan managed cemeteries revenue increased from \$8.4 million in 2020 to \$9.9 million in 2021. Diocesan managed cemeteries earned a surplus of \$2.2 million in 2020 and \$2.9

million in 2021. The cemeteries were the beneficiary of a Canada Emergency Wage Subsidy of \$326 thousand (2020 - \$724 thousand) in 2021.

The cemeteries are governed by the Ontario Funeral, Burial and Cremation Services Act. By law, whenever a pre-planned sale is made, the money must be invested with our trustee until the service or product has been provided. In addition, also by law, when a sale is made, a certain percentage of the money must be invested with our trustee to provide perpetual care and

# 2021 Financial Report

maintenance funding. For example, when a grave is sold, 40% of the money must be invested with the trustee. Interest and dividends can be withdrawn on the invested care and maintenance money but the rest of the money cannot be removed. The amount invested with our trustee for pre-planned sales was \$19.5 million in 2020 and \$20.8 million in 2021. The perpetual care and maintenance fund balance was \$52.4 million in 2020 and \$56.8 million in 2021. The perpetual care and maintenance funds provide income to help pay for the operating costs of the cemeteries.

## **Have you considered pre-planning your cemetery arrangements?**

Planning your cemetery arrangements in advance brings peace of mind to you and your family. Please consider pre-planning directly with one of our diocesan or parish cemeteries. At the same time we recommend you consider plans for your funeral Mass (i.e. church, readings and music) and make those plans known to your family.

## **Please consider the Church when preparing your Last Will and Testament.**

As an example, you could leave a portion of your estate to your local parish, Diocese of London, St. John the Evangelist Pension Fund Society (clergy pension) or St. Peter's Seminary. A charitable receipt will be issued to your estate, which will reduce your taxes payable. Another way to do this is to designate your parish, etc. as one of the beneficiaries of your RRSP, RPP or RRIF. This can significantly reduce your taxes payable upon death. Our parishes received generous bequests from dearly departed Catholics of \$1.1 million in 2020 and \$964 thousand in 2021. The Diocesan Centre received \$181 thousand of bequests in 2020. The pension fund for our priests (St. John Evangelist Pension Fund Society) received bequests of \$8 thousand in 2020 and \$34 thousand in 2021. Bequests are monies or property left in the Last Will and Testament of parishioners and priests.

## **Accountability & Responsibility**

Each family of parishes is required to have a finance committee to provide counsel to the pastor. Each parish in a family must submit a financial report to the diocese annually. Families of Parishes are required to present a financial report to their parishioners for each parish at least annually. Every parish, cemetery and

diocesan bank account requires two signatures on all bank documents, including cheques.

Our consolidated diocesan and parish financial statements and our diocesan managed cemeteries financial statements are audited annually by KPMG (London and Windsor).

The Diocese has an internal audit program. This program is led by our Diocese Audit Committee and diocesan administration and is quite comprehensive. The internal audit review takes 2-3 days per parish or diocesan entity.

Each parish and the Diocese of London are registered charities and therefore must file a charity return (similar to a tax return) by June 30 each year. Most of the information on the return is made public on the Canada Revenue Agency (CRA) website. If you would like to see more detailed information about your parish, diocese or any other Canadian registered charity, you can do so by visiting the CRA website, <https://www.canada.ca/en/revenue-agency.html>, and click Charities and Giving.

The Diocese has an administrative group reporting to Bishop Fabbro which relies heavily on the discipline and review of our plans and budgets by our Diocese Finance Committee, chaired by Egidio Sovran of Maidstone (Essex County). This objective committee, comprised of people from across the diocese with significant expertise, forms part of our internal control system to ensure that we make prudent financial decisions. The committee is a third party that is independent of administration and makes recommendations and gives advice when and where it deems necessary.

We also have two subcommittees. The Investment Committee, chaired by Dave Savel of London, oversees the investment of our cemetery trust funds, accumulated surpluses and our Pentecost 2000 endowment funds. The Audit Committee oversees internal audits and meets with our external auditors, KPMG, to plan the annual financial audits and then review the financial statements and auditors report. These committees analyze our practices and policies, assess risks, and provide proactive advice.

Consistent with Goal #6 of our Pastoral Plan, our diocese follows sound business practices: we prepare an annual budget; actual results are compared to budget monthly; we have an annual

# 2021 Financial Report

external audit; we conduct reviews; we develop policies where needed, ensuring that decisions are made within a policy framework; and we strive to be accountable, prudent, and transparent with the donations that you give us. For more information on our policies please visit our webpage at [www.dol.ca](http://www.dol.ca) and click on the link at the bottom of the homepage.

The Diocese of London secures and protects its data using multiple methods. Firewalls have been installed at all sites. Terminal services have been deployed at nearly all sites and all application data and files are stored at a secure data centre.

## Finance Committee

Egidio Sovran (Chair) (Maidstone)  
Rev. John Comiskey (London)  
Ken Deane (London)  
David MacDonald (Windsor)  
Most Rev. Ronald Fabbro, CSB (London)  
Rev. John Pirt (Windsor)  
Kathryn Poole (Sarnia)  
Steve Stefanko (London)  
Marina Clemens (Windsor)  
Harry Van Bavel (London)  
David Sharp (London)  
Brian Galea (London)

## Investment Committee

Dave Savel (Chair) (London)  
Steve Hunter (London)  
John Ianozzi (Point Edward)  
Terry McBride (London)  
John Mockler (London)  
Ben Legge (London)  
Charlie Bedard (London)

## Audit Committee

Greg Hogan (Sarnia)  
Dennis Staudt (Kingsville)  
Andrew Jones (Sarnia)  
Michael Lavoie (Essex)

## Building and Loan Commission

Dave Savel (Chair) (London)  
Rev. Michael Bécharde (London)  
Rev. Thom Blondin (Strathroy)  
Dennis Collins (St. Thomas)  
Rev. John Comiskey (London)

## Building and Loan Commission cont'd

Rev. Gary Goyeau (LaSalle)  
Chris Hales (Lakeshore)  
Steve Pfaff (London)  
Rev. Al Dufrainmont (Delhi)  
Tim Firth (London)  
Rodger Luxton (Chatham)  
Gloria Grieve (Corunna)

## Pentecost 2000 Update

Pentecost 2000 was a five-year (1989-94) major fundraising campaign in the Diocese of London to establish endowment funds for St. Peter's Seminary, St. Peter's Cathedral Basilica and ministry programs of the Diocese of London. Parishioners across our Diocese responded very generously: the original endowment balance from the campaign was \$15.3 million.

As promised during the original campaign, the Diocese holds custody of these funds as trustee and is responsible for administering them as endowment funds in accordance with the endowment policies established by the Diocese of London.

The funds have been prudently invested according to investment policies and goals established by our Investment Committee, with the assistance of our investment advisors. In accordance with a policy established by our Finance Committee, 4.25% of the market value of the fund is paid out annually to the Seminary, Cathedral and Diocese programs. The payout policy and percentage was developed to preserve the purchasing power (inflation protection) of the endowment funds and prevent wild swings in the amount paid out. Whether we earn 12% or lose 2%, we still pay out 4.25%. The excess income (above 4.25%) is reinvested in the endowment funds to provide for increasing payout amounts in the years to come to keep pace with inflation.

***Please contact Dave Savel at the Diocesan Centre if you are interested in serving on the Finance Committee, Audit Committee, Investment Committee or the Building and Loan Commission.***



# 2021 Financial Report

## Pentecost 2000 Update cont'd

In 2021, the Seminary was entitled to a payout of \$479,025, however the Seminary withdrew \$607,103 extra for a total withdrawal of \$1,086,128. The extra money was needed to fund financial deficits.

Our investment returns were 8.0% in 2020 and 6.4% in 2021. Our 2021 five- and ten-year annualized returns were 7.2% and 7.3%, respectively.

At December 31, the Pentecost 2000 balances held in trust by the Diocese were as follows:






	2020	2021
St. Peter's Seminary	\$11.8 million	\$11.8 million
Diocese of London ministry programs	\$8.1 million	\$8.9 million
St. Peter's Cathedral Basilica	\$1.9 million	\$2.1 million
Total	\$21.8 million	\$22.8 million

## Refugee Sponsorship

The Diocese of London sponsored 357 new refugees in 2020 and 385 in 2021.

New refugee arrivals sponsored by the Diocese of London were 111 in 2020 and 146 in 2021. The number of refugees permitted to enter Canada during the pandemic was greatly reduced.

Some interesting statistics, with 2020 and 2021 being impacted by the pandemic:

	Baptisms	First Communion	Confirmations	Marriages	Funerals
2019	2,728	2,976	2,766	445	1,950
2020	2,020	2,251	2,030	253	1,884
2021	1,599	244	1,573	327	1,425
					

# 2021 Financial Report

Parish Name	Municipality	Calendar Year 2020				Calendar Year 2021			
		Revenues	Costs	Surplus (Deficit)	Savings (Loan) *	Revenues	Costs	Surplus (Deficit)	Savings (Loan) *
St. John the Baptist	Amherstburg	429,980	400,891	29,089	224,642	488,046	460,213	27,833	1,771,036
Our Lady of Sorrows	Aylmer	179,826	133,876	45,950	135,626	158,340	148,979	9,361	184,083
Sts. Simon and Jude	Belle River	458,758	483,999	(25,241)	192,048	463,131	518,347	(55,216)	195,908
St. Mary	Blenheim	173,261	190,349	(17,088)	(29,816)	185,441	189,847	(4,406)	(97,393)
St. Michael	Bright's Grove	278,719	225,376	53,343	415,081	279,083	253,277	25,806	819,266
St. Ambrose	Brussels	56,860	47,842	9,018	115	55,789	52,802	2,987	20,169
Blessed Sacrament	Chatham	389,948	311,826	78,122	102,681	392,473	321,754	70,719	181,061
Our Lady of Victory	Chatham	62,948	75,009	(12,061)	57,466	73,601	82,874	(9,272)	58,622
St. Agnes	Chatham	303,463	322,617	(19,154)	72,865	280,225	293,838	(13,613)	43,991
St. Joseph	Chatham	331,637	355,432	(23,795)	487,492	328,584	422,778	(94,195)	204,038
St. Ursula	Chatham	273,502	249,017	24,485	346,155	281,446	313,454	(32,008)	353,113
Visitation	Comber	329,672	338,333	(8,661)	(1,542,000)	332,794	276,854	55,940	(1,446,693)
St. Joseph	Corunna	194,130	187,427	6,703	100,849	275,453	249,877	25,576	102,782
Sacred Heart	Delaware	89,922	117,882	(27,960)	540,585	65,333	46,617	18,716	551,451
Our Lady, Queen of Martyrs	Delhi	287,186	232,146	55,040	629,803	286,426	229,519	56,908	788,924
St. Michael's	Dresden	71,457	44,391	27,066	167,102	67,625	49,634	17,991	185,622
St. Patrick	Dublin	138,426	121,203	17,223	165,736	129,837	122,671	7,165	202,934
Holy Name of Jesus	Essex	408,825	336,145	72,680	227,249	352,778	306,193	46,584	353,784
Precious Blood	Exeter	114,776	117,313	(2,537)	(502,418)	131,086	115,719	15,367	(510,426)
St. Christopher	Forest	162,807	144,033	18,774	(24,000)	148,647	129,368	19,279	45
St. Charles Garnier	Glencoe	94,873	104,587	(9,714)	62,420	101,669	121,174	(19,506)	53,618
St. Peter	Goderich	232,717	236,012	(3,295)	284,269	228,088	258,682	(30,594)	289,983
Immaculate Heart of Mary	Grand Bend	87,380	97,471	(10,091)	547,022	100,174	96,170	4,004	558,017
St. Anthony of Padua	Harrow	120,154	123,312	(3,158)	49,928	145,959	146,853	(894)	50,932
Sacred Heart	Ingersoll	284,454	220,829	63,625	521,691	245,938	220,189	25,749	562,116
St. John de Brebeuf & Companions	Kingsville	199,360	176,505	22,855	816,239	217,427	189,443	27,984	832,646
St. Patrick	Kinkora	151,527	126,411	25,116	138,284	131,648	159,921	(28,274)	430,057
Good Shepherd	Lakeshore	760,108	694,538	65,570	(2,006,647)	800,046	731,306	68,740	576,800
Sacred Heart	Langton	192,281	196,357	(4,076)	330,246	198,619	216,579	(17,960)	321,756
Sacred Heart	LaSalle	351,073	311,822	39,251	101,871	377,420	345,760	31,660	106,564
St. Paul	LaSalle	185,404	226,305	(40,901)	128,618	206,299	223,187	(16,888)	133,275
St. Michael	Leamington	694,454	638,337	56,117	(316,841)	754,390	700,667	53,723	363,090
St. Joseph	Listowel	138,667	125,745	12,922	11,411	175,258	121,351	53,907	107,352
Holy Cross	London	254,837	193,534	61,303	(424,870)	290,396	240,394	50,002	(391,178)
Holy Family	London	1,058,395	1,046,018	12,377	222,825	1,068,896	1,002,216	66,680	227,304
Mary Immaculate	London	464,975	426,103	38,872	150,643	415,486	405,092	10,394	164,170
Our Lady of Czestochowa	London	363,336	391,842	(28,506)	818,536	417,636	408,225	9,411	834,988
Our Lady of the Holy Rosary	London	11,345	11,046	299	0	10,659	12,595	(1,936)	0
Our Lady of Siluva	London	3,395	1,536	1,859	0	23,872	22,068	1,804	88,717
St. Andrew Kim	London	158,791	137,968	20,823	(314,947)	137,991	131,419	6,573	(295,534)
St. Andrew the Apostle	London	279,932	261,990	17,942	72,152	274,747	264,377	10,371	73,603
St. Francis - St. Martin	London	305,975	268,111	37,864	65,204	229,004	301,957	(72,954)	22,710
St. George	London	927,126	681,009	246,117	1,062,550	828,070	885,508	(57,437)	996,569
St. John the Divine	London	410,457	383,910	26,547	(359,117)	388,902	497,740	(108,838)	46,345
St. Josephine Bakhita	London	923	355	568	0	1,358	1,290	67	0
St. Justin	London	514,634	484,213	30,421	144,708	495,035	545,901	(50,866)	147,617
St. Leopold Mandic	London	117,682	121,455	(3,773)	512,746	158,555	149,162	9,393	573,329
St. Mary	London	307,222	280,364	26,858	648,517	316,833	328,972	(12,139)	597,173
St. Michael	London	879,545	819,957	59,588	94,291	884,352	821,118	63,234	131,881
St. Patrick	London	246,061	247,731	(1,670)	186,305	236,834	241,758	(4,924)	205,279
St. Peter's Cathedral Basilica	London	1,058,366	1,001,340	57,026	13,199	1,101,227	1,078,314	22,913	167,655
St. Stephen of Hungary	London	5,289	4,025	1,264	3,565	1,575	1,261	314	3,636
Ste. Marguerite D'Youville	London	41,612	44,019	(2,407)	73,714	62,474	48,600	13,874	75,196
St. Patrick	Lucan	226,710	185,709	41,001	224,088	192,265	191,936	329	257,467
St. Mary	Maidstone	129,654	130,664	(1,010)	536,217	124,142	142,800	(18,658)	546,995
St. Clement	McGregor	169,615	136,148	33,467	1,774	174,516	110,480	64,037	72,957
St. Vincent de Paul	Mitchell	113,282	98,744	14,538	190,009	106,822	117,748	(10,926)	211,739
Our Lady of Mount Carmel	Mount Carmel	125,093	121,483	3,610	203,463	125,887	125,836	51	217,667
Immaculée Conception	Pain Court	213,362	216,555	(3,193)	257,058	210,228	217,440	(7,212)	211,967
Sacred Heart	Parkhill	112,346	99,890	12,456	387,787	128,702	122,729	5,973	317,515

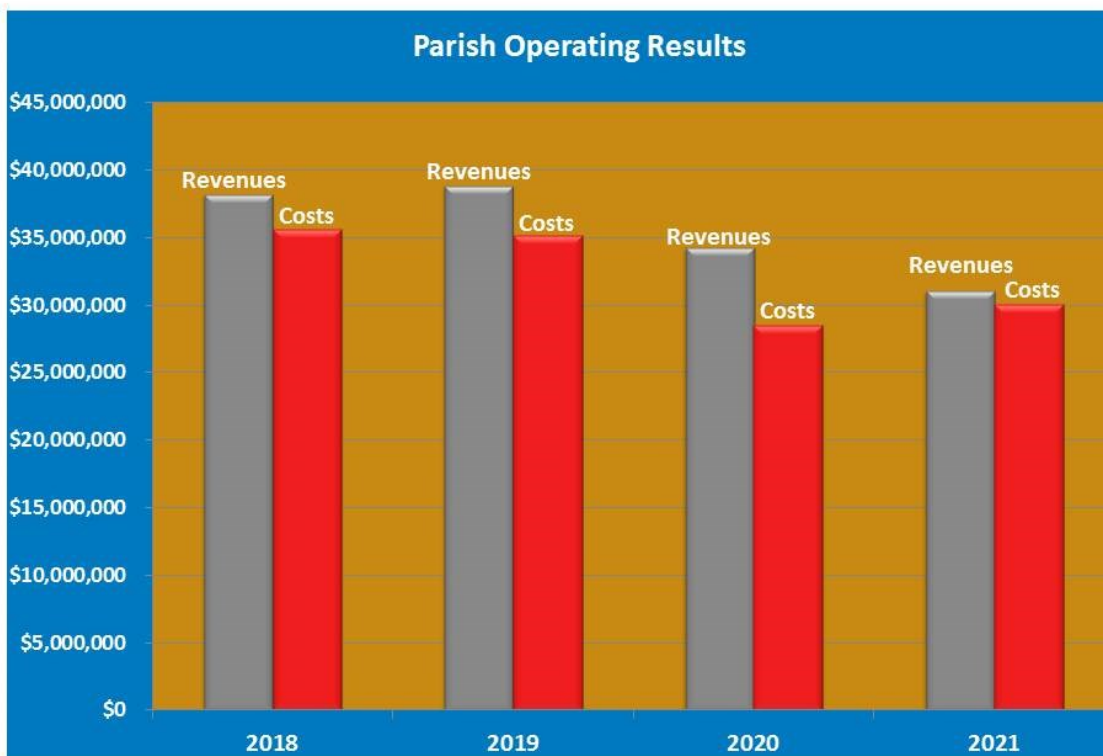
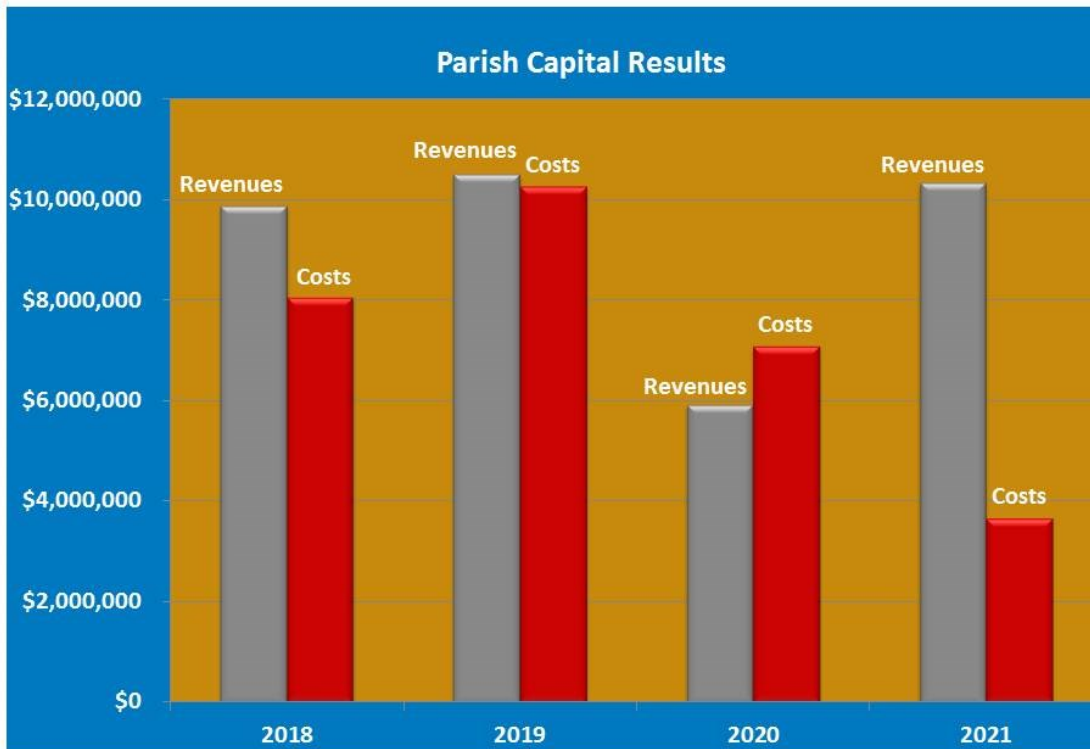
# 2021 Financial Report

		Calendar Year 2020				Calendar Year 2021			
Parish Name	Municipality	Revenues	Costs	Surplus (Deficit)	Savings (Loan) *	Revenues	Costs	Surplus (Deficit)	Savings (Loan) *
Star of the Sea	Pelee Island	4,654	8,120	(3,466)	62,066	3,486	18,833	(15,347)	18,828
St. Philip	Petrolia	181,676	165,982	15,694	377,116	197,923	173,410	24,513	411,442
St. Cecilia	Port Dover	140,033	117,329	22,704	(23,056)	127,867	122,585	5,283	83
Sacred Heart	Port Lambton	166,975	115,507	51,468	179,279	151,881	138,975	12,906	206,229
St. Michael	Ridgetown	146,418	133,625	12,793	19,601	145,630	140,137	5,493	1,994
St. Joseph	River Canard	426,366	367,870	58,496	(219,469)	447,413	409,162	38,251	0
Our Lady of Mercy	Samia	380,380	364,577	15,803	(29,174)	364,708	373,098	(8,390)	9,083
Paroisse St-Thomas D'Aquin	Samia	165,010	158,463	6,547	38,975	161,002	165,929	(4,927)	39,758
Queen of Peace	Samia	130,443	114,249	16,194	57,787	119,476	112,241	7,234	58,948
Sacred Heart	Samia	446,662	381,922	64,740	427,985	436,595	419,198	17,396	256,593
St. Benedict	Samia	337,295	322,299	14,996	366,212	314,317	352,953	(38,636)	373,573
St. James	Seaforth	148,614	134,286	14,328	35,432	147,394	148,354	(960)	62,013
St. Mary	Simcoe	286,454	236,208	50,246	617,968	267,642	217,550	50,092	771,795
St. Peter	St. Joseph	86,199	88,151	(1,952)	63,747	84,580	81,153	3,427	65,028
Holy Name of Mary	St. Mary's	172,423	156,418	16,005	29,812	143,014	165,788	(22,774)	40,600
Holy Angels	St. Thomas	410,497	299,826	110,671	(957,135)	374,518	347,479	27,039	(845,163)
St. Anne	St. Thomas	495,079	399,127	95,952	324,990	484,509	425,872	58,637	397,408
Immaculate Conception	Stratford	189,978	190,665	(687)	289,014	183,196	210,216	(27,020)	299,779
St. Joseph	Stratford	599,906	476,829	123,077	0	622,521	580,043	42,478	306,610
All Saints	Strathroy	507,689	436,386	71,303	182,652	554,245	511,788	42,457	186,324
Ste. Anne	Tecumseh	731,429	690,252	41,177	(325,547)	801,451	746,064	55,388	1,107
St. Paul	Thamesville	65,289	93,245	(27,956)	314,155	65,538	93,234	(27,697)	287,241
St. Francis Xavier	Tilbury	229,374	254,528	(25,154)	(44,088)	272,653	226,257	46,396	46
St. Peter Parish	Tilbury	67,066	76,368	(9,302)	336	52,869	99,177	(46,308)	60,606
St. Mary	Tillsonburg	403,005	386,950	16,055	229,295	380,119	421,902	(41,783)	298,375
Holy Family	Wallaceburg	185,902	140,267	45,635	83,879	166,550	156,469	10,081	100,729
Our Lady Help of Christians	Wallaceburg	323,971	228,978	94,993	309,297	359,061	294,836	64,225	371,193
St. Bernard of Clairvaux	Waterford	139,801	114,171	25,630	33,381	141,023	131,413	9,609	61,743
Our Lady Help of Christians	Watford	110,208	102,268	7,940	41,160	102,110	108,771	(6,661)	41,987
St. Mary	West Lome	161,524	130,602	30,922	131,224	159,631	139,308	20,323	158,301
Assumption	Windsor	550,593	641,163	(90,570)	585,118	499,062	552,003	(52,941)	442,033
Corpus Christi	Windsor	551,245	468,374	82,871	(742,791)	554,521	438,003	116,519	66,923
Holy Trinity	Windsor	266,566	243,819	22,747	667,354	278,722	305,749	(27,026)	680,768
Immaculate Heart	Windsor	205,914	208,974	(3,060)	87,833	248,836	229,620	19,216	89,598
Most Precious Blood	Windsor	323,872	300,862	23,010	325,636	317,279	324,263	(6,984)	342,363
Our Lady of Guadalupe	Windsor	403,373	314,902	88,471	(869,208)	354,353	328,774	25,580	(712,282)
Our Lady of Mt. Carmel	Windsor	656,209	489,199	167,010	609,504	606,440	481,395	125,045	723,704
Our Lady of Perpetual Help	Windsor	231,770	226,318	5,452	140,473	221,836	219,352	2,484	143,296
Our Lady of the Atonement	Windsor	386,132	320,232	65,900	358,196	401,904	349,382	52,521	365,396
Paroisse St-Jerome	Windsor	154,047	160,307	(6,260)	58,642	173,329	178,909	(5,580)	174,896
San Juan Diego of Guadalupe	Windsor	23,015	15,640	7,375	58,032	31,250	24,976	6,275	59,198
St. Alphonsus	Windsor	237,121	252,622	(15,501)	469,771	226,706	301,106	(74,400)	702,848
St. Angela Merici	Windsor	289,089	436,911	(147,822)	(1,485,339)	225,127	276,138	(51,011)	(1,512,839)
St. Anthony of Padua	Windsor	9,370	16,406	(7,036)	286,056	1,885	13,054	(11,169)	291,806
St. Daniel Comboni	Windsor	2,136	2,902	(766)	0	1,567	543	1,024	0
St. Francis of Assisi	Windsor	409,231	309,518	99,713	50,743	322,855	283,016	39,840	51,763
St. John Vianney	Windsor	346,209	333,185	13,024	268,099	333,276	343,392	(10,116)	273,488
St. Michael	Windsor	27,424	33,549	(6,125)	28,827	27,312	24,125	3,187	29,407
St. Philippe & St. Anne	Windsor	104,583	88,047	16,536	109,310	80,533	88,125	(7,592)	111,507
St. Theresa	Windsor	92,702	118,251	(25,549)	(2,982)	128,106	133,838	(5,732)	(52,967)
St. Vincent De Paul	Windsor	77,177	101,274	(24,097)	113,653	66,075	87,335	(21,260)	115,937
Sts. Cyril & Methodius	Windsor	48,638	46,392	2,246	273,911	60,184	62,824	(2,640)	269,407
Sacred Heart	Wingham	99,272	115,588	(16,316)	0	79,285	93,652	(14,367)	0
St. John the Evangelist	Woodslee	140,234	125,755	14,479	114,279	142,334	107,807	34,526	207,061
Holy Cross	Woodstock	79,894	60,049	19,845	55,294	73,957	59,217	14,740	56,405
Holy Trinity	Woodstock	526,030	501,708	24,322	(65,387)	486,677	509,072	(22,395)	26,766
St. Boniface	Zurich	139,336	133,221	6,115	160,790	139,575	134,792	4,783	164,021

\* Savings or loan with the Diocese of London Parish Deposit and Loan Fund. Balance does not include bank accounts of the parish.

This schedule excludes London Latin Mass and St. Benedict Tridentine

## 2021 Financial Report





## 2021 Financial Report

