

2022 Financial Report

Each year, the Diocese of London publishes the financial results of our Diocese, parishes, and diocesan cemeteries. This year's report provides the results for the year ended December 31, 2022. The figures are taken from two sources: the annual audited financial statements of the Diocese of London, parishes, and diocesan operated cemeteries as well as our internal records. This report does not include the financial results of St. Peter's Seminary.

At the end of 2022, Dave Savel retired after serving the Diocese as the Episcopal Director of Administrative Services for 17 years. Dave provided much wisdom and insight over his years at the Diocesan Centre, and we are grateful to him for his leadership and prudent stewardship.

Parishes

Parish collections and donations increased 7.0% from \$23.93 million in 2021 to \$25.56 million in 2022.

The elimination of the Canada Emergency Wage Subsidy (CEWS) in 2022 resulted in an overall reduction of \$2.2 million worth of financial support.

In spite of the elimination of CEWS, total parish operating revenues increased 5% from \$31.0 million to \$32.6 million.

Parish ministry, sacramental and operating costs increased by 6% from 2021 to 2022. Parish operating surplus (before capital donations and costs) increased from \$983,000 in 2021 to \$1.08 million in 2022.

Capital donations decreased 1.4%, from \$4.24 million in 2021 to \$4.18 million in 2022. Proceeds from the sale of parish properties were \$907,000 in 2022 compared to \$6.1 million in 2021.

Parishes increased capital spending 21.7%, from \$3.7 million in 2021 to \$4.5 million in 2022.

On an overall basis (i.e. operating and capital



DIOCESE OF
LONDON

results combined), our parishes had a net surplus of \$1.7 million in 2022 compared to \$7.7 million in 2021. The major factor in the difference was the sale of capital assets in 2021.

Included in parish operating revenues above was \$2.4 million of bequests in 2022 and \$964,000 in 2021. Bequests are money or property left to our parishes in the Last Will and Testament of

deceased parishioners or priests.

Of our 117 parishes and communities, 47 incurred an operating deficit in 2021 and 66 in 2022. Operating results include day-to-day

receipts (Sunday offertory) and expenditures such as ministry, outreach, salaries, utilities, and repairs and maintenance.

The Parish Deposit and Loan Fund has successfully operated since 1964, and functions essentially like a parish "credit union." Parishes with excess funds, or those saving for a capital project, deposit monies with the Fund and earn interest. Parishes in need of funding for capital projects can apply to the Parish Building and Loan Commission to borrow. Our Parish Deposit and Loan Fund cash and short-term investments balance was \$22.3 million in 2021 and \$25.8 million in 2022. The increase in cash and short-term investments was due to an increase in parishes investing in the Fund. At the end of

*Please consider the Church when
preparing your Will.*
www.dol.ca/legacy

2022 Financial Report

2022, there were 123 parishes, parish cemeteries and diocesan entities with money on deposit, totaling \$31 million. The average deposit balance was \$252,000.

At the end of 2021, there were 13 parishes and diocesan entities in a loan position (i.e., owed money to the Fund), totaling \$6.6 million. The average loan balance was \$507,000.

Capital Projects

Major capital projects in excess of \$100,000 took place at the following parishes and communities:

2021

Brights Grove: St. Michael's

Kinkora: St. Patrick

London: St. George, St. John the Divine

Sarnia: Sacred Heart

Strathroy: All Saints

Windsor: Assumption

2022

Chatham: St. Joseph Spirit and Life Centre

Kingsville: St. John de Brebeuf

Tilbury: St. Peter on the Thames

Thamesville: St. Paul

Windsor: Assumption

Windsor: Atonement

Diocese of London (Diocesan Centre)

Investment returns (realized and unrealized capital gains as well as income) were negative in 2022 for our endowment funds. The endowment funds provide income to operate diocesan programs. In 2021, the investment returns were \$3.5 million and in 2022 the investment returns saw a loss of \$2 million. This performance was not unusual in 2022 given the volatility of the market. These investment losses contributed to a Diocesan Centre operating loss of \$632,000 in 2022. These losses were covered with previously accumulated savings.

The Diocesan Centre did not receive any bequests in 2022 or 2021. The pension fund for our priests (St. John Evangelist Pension Fund Society) received bequests of \$4,000 in 2022 and \$34,000 in 2021. Bequests are monies or property left in the Last Will and Testament of deceased parishioners and priests.

We continue to pay the price for crimes related to sexual misconduct. The price can only be partially measured in financial terms; the spiritual cost is far greater. The financial results noted above do not include expenses related to sexual abuse claims and the sale of non-parish assets. We are selling off non-parish assets to pay for the financial cost of misconduct.

We still have a number of outstanding cases. Although we expect insurance to pay a portion of our costs, the financial cost to the Diocese is still high. We are doing our utmost to make fair and reasonable settlements with victims of sexual abuse as quickly as possible. In addition, the Diocese assists victims with counseling.

Diocesan Cemeteries

In addition to our 67 parish cemeteries, there are cemeteries in Windsor-Essex, Sarnia and London managed directly by the Diocese. Diocesan-managed cemeteries revenue increased from \$9.9 million in 2021 to \$10.0 million in 2022. Diocesan-managed cemeteries earned a surplus of \$2.9 million in 2021 and \$2.3 million in 2022.

The cemeteries are governed by the Ontario Funeral, Burial and Cremation Services Act. By law, whenever a pre-planned sale is made, the money must be invested with our trustee until the service or product has been provided. In addition, also by law, when a sale is made, a certain percentage of the money must be invested with our trustee to provide perpetual care and maintenance funding. For example, when a grave is sold, 40% of the money must be invested with the trustee. Interest and dividends

2022 Financial Report

can be withdrawn on the invested care and maintenance money but the rest of the money cannot be removed. The amount invested with our trustee for pre-planned sales \$20.8 million in 2021 and \$21.3 million in 2022. The perpetual care and maintenance fund balance was \$56.8 million in 2021 and \$60.5 million in 2022. The perpetual care and maintenance funds provide income to help pay for the operating costs of the cemeteries.

Have you considered pre-planning your cemetery arrangements?

Planning your cemetery arrangements in advance brings peace of mind to you and your family. Please consider pre-planning directly with one of our diocesan or parish cemeteries. At the same time, we recommend you consider plans for your funeral Mass (i.e., church, readings, and music) and make those plans known to your family.

Please consider the Church when preparing your Last Will and Testament.

As an example, you could leave a portion of your estate to your local parish, Diocese of London, St. John the Evangelist Pension Fund Society (priest pension) or St. Peter's Seminary. A charitable receipt will be issued to your estate, which will reduce your taxes payable. Another way to do this is to designate your parish, etc. as one of the beneficiaries of your RRSP, RPP or RRIF. This can significantly reduce your taxes payable upon death. Our parishes received generous bequests from dearly departed Catholics of \$964,000 in 2021 and \$2.4 million in 2022.

Accountability & Responsibility

Each Family of Parishes is required to have a finance committee to provide counsel to the

pastor. Each parish in a family must submit a financial report to the Diocese annually. Families of Parishes are required to present a financial report to their parishioners for each parish at least annually. Every parish, cemetery and diocesan bank account requires two signatures on all bank documents, including cheques.

Our consolidated diocesan and parish financial statements and the financial statements of cemeteries managed by the Diocese are audited annually by KPMG (London and Windsor).

The Diocese has an internal audit program. This program is led by our Audit Committee, and diocesan administration, and is quite comprehensive. The internal audit review takes 2 to 3 days per parish or diocesan entity.

Each parish and the Diocese of London are registered charities and therefore must file a charity return (similar to a tax return) by June 30 each year. Most of the information on the return is made public on the Canada Revenue Agency (CRA) website. If you would like to see more detailed information about your parish, diocese or any other Canadian registered charity, you can do so by visiting the CRA website, <https://www.canada.ca/en/revenue-agency.html>, and click Charities and Giving.

The Diocese has an administrative group reporting to Bishop Fabbro which relies heavily on the discipline and review of our plans and budgets by our Diocese Finance Committee, chaired by Egidio Sovran of Maidstone (Essex County). This objective committee, comprised of people from across the Diocese with significant expertise, forms part of our internal control system to ensure that we make prudent financial decisions. The committee is a third party that is independent of administration and makes recommendations and gives advice when and where it deems necessary.

Please contact Andrew Jardine, CFO, at the Diocesan Centre if you are interested in serving on the Finance Committee, Audit Committee, Investment Committee or the Building and Loan Commission.

2022 Financial Report

We also have two subcommittees. The Investment Committee, chaired by Dave Savel of London, oversees the investment of our cemetery trust funds, accumulated surpluses and our Pentecost 2000 endowment funds. The Audit Committee oversees internal audits and meets with our external auditors, KPMG, to plan the annual financial audits and then review the financial statements and auditors report. These committees analyze our practices and policies, assess risks, and provide proactive advice.

Consistent with Goal #6 of our Pastoral Plan, our Diocese follows sound business practices: we prepare an annual budget; actual results are compared to budget monthly; we have an annual external audit; we conduct reviews; we develop policies where needed, ensuring that decisions are made within a policy framework; and we strive to be accountable, prudent, and transparent with the donations that you give us. For more information on our policies please visit our webpage at www.dol.ca and click on the link at the bottom of the homepage.

The Diocese of London secures and protects its data using multiple methods. Firewalls have been installed at all sites. Terminal services have been deployed at nearly all sites and all application data and files are stored at a secure data centre.

Finance Committee

Egidio Sovran (Chair) (Maidstone)
 Marina Clemens (Windsor)
 Fr. John Comiskey (London)
 Ken Deane (London)
 Most Rev. Ronald Fabbro, CSB (ex officio)
 Brian Galea (London)
 David MacDonald (Windsor)
 Fr. John Pirt (London)
 Kathryn Poole (Sarnia)
 Dave Savel (London)
 David Sharp (London)
 Steve Stefanko (London)
 Harry Van Bavel (London)






Investment Committee

Dave Savel (Chair) (London)
 Steve Hunter (London)
 John Ianozzi (Point Edward)
 Terry McBride (London)
 John Mockler (London)
 Ben Legge (London)
 Charlie Bedard (London)

Audit Committee

Dennis Staudt (Kingsville)
 Andrew Jones (Sarnia)
 Michael Lavoie (Essex)

Some statistics from our churches, with 2020 and 2021 being impacted by the pandemic:

	Baptisms	First Communions	Confirmations	Marriages	Funerals
2020	2,020	2,251	2,030	253	1,884
2021	1,599	244	1,573	327	1,425
2022	1,529	2,146	1,948	404	1,671
					

2022 Financial Report

Building and Loan Commission

Andrew Jardine (Chair) (London)
Dennis Collins (St. Thomas)
Fr. John Comiskey (London)
Fr. Al Dufraimont (Delhi)
Tim Firth (London)
Gloria Grieve (Corunna)
Chris Hales (Lakeshore)
Rodger Luxton (Chatham)
Steve Pfaff (London)
Dave Savel (London)

Pentecost 2000 Update

Pentecost 2000 was a five-year (1989-94) major fundraising campaign in the Diocese of London to establish endowment funds for St. Peter's Seminary, St. Peter's Cathedral Basilica and ministry programs of the Diocese of London. Parishioners across our Diocese responded very generously: the original endowment balance from the campaign was \$15.3 million.

As promised during the original campaign, the Diocese holds custody of these funds as trustee and is responsible for administering them as endowment funds in accordance with the

endowment policies established by the Diocese of London.

The funds have been prudently invested according to investment policies and goals established by our Investment Committee, with the assistance of our investment advisors. In accordance with a policy established by our Finance Committee, 4.25% of the market value of the fund is paid out annually to the Seminary, Cathedral and Diocese programs. The payout policy and percentage was developed to preserve the purchasing power (inflation protection) of the endowment funds and prevent wild swings in the amount paid out. Whether we earn 12% or lose 2%, we still pay out 4.25%. The excess income (above 4.25%) is reinvested in the endowment funds to provide for increasing payout amounts in the years to come to keep pace with inflation.

Our investment returns were 6.4% in 2021 and -4.23% in 2022. Our 2021 five- and ten-year annualized returns were 4.7% and 6.17%, respectively.

At December 31, the Pentecost 2000 balances held in trust by the Diocese were as follows:

	2021	2022
St. Peter's Seminary	\$11.8 million	\$10.7 million
Diocese of London ministry programs	\$8.9 million	\$8.5 million
St. Peter's Cathedral Basilica	\$2.1 million	\$1.9 million
Total	\$22.8 million	\$21.1 million

2022 Financial Report - Parish Operating Results

Parish Name	Municipality	Calendar Year 2021				Calendar Year 2022			
		Revenues	Costs	Surplus (Deficit)	Savings (Loan) *	Revenues	Costs	Surplus (Deficit)	Savings (Loan) *
St. John the Baptist	Amherstburg	488,046	460,213	27,833	1,771,036	470,877	466,904	3,973	1,886,082
Our Lady of Sorrows	Aylmer	158,340	148,979	9,361	184,083	179,844	154,176	25,668	221,877
Sts. Simon and Jude	Belle River	463,131	518,347	(55,216)	195,908	437,489	531,673	(94,184)	198,858
St. Mary	Blenheim	185,441	189,847	(4,406)	(97,393)	208,325	212,090	(3,765)	(71,964)
St. Michael	Brights Grove	279,083	253,277	25,806	819,266	248,077	267,149	(19,072)	204,462
St. Ambrose	Brussels	55,789	52,802	2,987	20,169	53,055	66,352	(13,297)	20,472
Blessed Sacrament	Chatham	392,473	321,754	70,719	181,061	349,681	318,231	31,450	191,801
Our Lady of Victory	Chatham	73,601	82,874	(9,272)	58,622	81,944	101,463	(19,519)	59,504
St. Agnes	Chatham	280,225	293,838	(13,613)	43,991	243,298	267,735	(24,437)	44,653
St. Joseph	Chatham	328,584	422,778	(94,195)	204,038	316,842	400,581	(83,739)	176,895
St. Ursula	Chatham	281,446	313,454	(32,008)	353,113	275,732	305,969	(30,237)	358,429
Visitation	Comber	332,794	276,854	55,940	(1,446,693)	273,865	270,339	3,526	(1,401,190)
St. Joseph	Corunna	275,453	249,877	25,576	102,782	234,033	233,035	998	104,329
Sacred Heart	Delaware	65,333	46,617	18,716	551,451	3,135	6,664	(3,529)	559,753
Our Lady, Queen of Martyrs	Delhi	286,426	229,519	56,908	788,924	260,579	263,055	(2,476)	800,802
St. Michael's	Dresden	67,625	49,634	17,991	185,622	72,576	57,655	14,921	205,610
St. Patrick	Dublin	129,837	122,671	7,165	202,934	122,621	126,026	(3,405)	218,664
Holy Name of Jesus	Essex	352,778	306,193	46,584	353,784	287,822	331,244	(43,422)	409,534
Precious Blood	Exeter	131,086	115,719	15,367	(510,426)	125,258	118,332	6,926	(497,724)
St. Christopher	Forest	148,647	129,368	19,279	45	149,200	150,186	(986)	45
St. Charles Garnier	Glencoe	101,669	121,174	(19,506)	53,618	111,865	93,353	18,512	54,425
St. Peter	Goderich	228,088	258,682	(30,594)	289,983	225,147	248,153	(23,006)	258,842
Immaculate Heart of Mary	Grand Bend	100,174	96,170	4,004	558,017	114,036	97,591	16,445	566,418
St. Anthony of Padua	Harrow	145,959	146,853	(894)	50,932	180,920	180,543	377	51,698
Sacred Heart	Ingersoll	245,938	220,189	25,749	562,116	243,494	216,472	27,022	590,468
St. John de Brebeuf & Companions	Kingsville	217,427	189,443	27,984	832,646	245,449	225,887	19,562	934,534
St. Patrick	Kinkora	131,648	159,921	(28,274)	430,057	179,898	175,459	4,439	305,965
Good Shepherd	Lakeshore	800,046	731,306	68,740	576,800	700,974	707,128	(6,154)	737,587
Sacred Heart	Langton	198,619	216,579	(17,960)	321,756	199,218	187,160	12,058	382,350
Sacred Heart	LaSalle	377,420	345,760	31,660	106,564	380,441	366,071	14,370	195,442
St. Paul	LaSalle	206,299	223,187	(16,888)	133,275	185,646	196,452	(10,806)	146,511
St. Michael	Leamington	754,390	700,667	53,723	363,090	905,369	887,478	17,891	389,816
St. Joseph	Listowel	175,258	121,351	53,907	107,352	164,169	157,906	6,263	163,512
Holy Cross	London	290,396	240,394	50,002	(391,178)	306,065	284,201	21,864	(419,704)
Holy Family	London	1,068,896	1,002,216	66,680	227,304	1,001,769	1,111,561	(109,792)	230,726
Mary Immaculate	London	415,486	405,092	10,394	164,170	374,417	407,649	(33,232)	166,642
Our Lady of Czestochowa	London	417,636	408,225	9,411	834,988	408,582	441,630	(33,048)	2,613,950
Our Lady of the Holy Rosary	London	10,659	12,595	(1,936)	0	19,120	13,812	5,308	0
Our Lady of Siluva	London	23,872	22,068	1,804	88,717	2,180	3,198	(1,018)	90,053
St. Andrew Kim	London	137,991	131,419	6,573	(295,534)	208,579	189,519	19,060	(236,200)
St. Andrew the Apostle	London	274,747	264,377	10,371	73,603	298,205	287,327	10,878	125,105
St. Francis - St. Martin	London	229,004	301,957	(72,954)	22,710	251,353	324,209	(72,856)	23,051
St. George	London	828,070	885,508	(57,437)	996,569	790,183	1,024,027	(233,844)	408,240
St. John the Divine	London	388,902	497,740	(108,838)	46,345	364,611	498,452	(133,841)	(92,706)
St. Josephine Bakhita	London	1,358	1,290	67	0	1,941	601	1,340	0
St. Justin	London	495,035	545,901	(50,866)	147,617	550,005	600,396	(50,391)	149,324
St. Leopold Mandic	London	158,555	149,162	9,393	573,329	169,923	186,959	(17,036)	581,960
St. Mary	London	316,833	328,972	(12,139)	597,173	335,476	381,466	(45,990)	712,053
St. Michael	London	884,352	821,118	63,234	131,881	825,803	729,764	96,039	213,213
St. Patrick	London	236,834	241,758	(4,924)	205,279	226,654	297,044	(70,390)	258,738
St. Peter's Cathedral Basilica	London	1,101,227	1,078,314	22,913	167,655	1,239,613	1,144,196	95,417	634,834
St. Stephen of Hungary	London	1,575	1,261	314	3,636	763	1,203	(440)	3,691
Ste. Marguerite D'Youville	London	62,474	48,600	13,874	75,196	59,767	53,751	6,016	76,327
St. Patrick	Lucan	192,265	191,936	329	257,467	194,204	234,505	(40,301)	246,315
St. Mary	Maidstone	124,142	142,800	(18,658)	546,995	142,595	133,535	9,060	555,231
St. Clement	McGregor	174,516	110,480	64,037	72,957	196,125	123,925	72,200	149,690
St. Vincent de Paul	Mitchell	106,822	117,748	(10,926)	211,739	91,970	129,412	(37,442)	204,891
Our Lady of Mount Camel	Mount Camel	125,887	125,836	51	217,667	120,136	130,963	(10,827)	220,944
Immaculée Conception	Pain Court	210,228	217,440	(7,212)	211,967	196,855	181,887	14,968	215,158
Sacred Heart	Parkhill	128,702	122,729	5,973	317,515	177,875	123,109	54,766	319,560

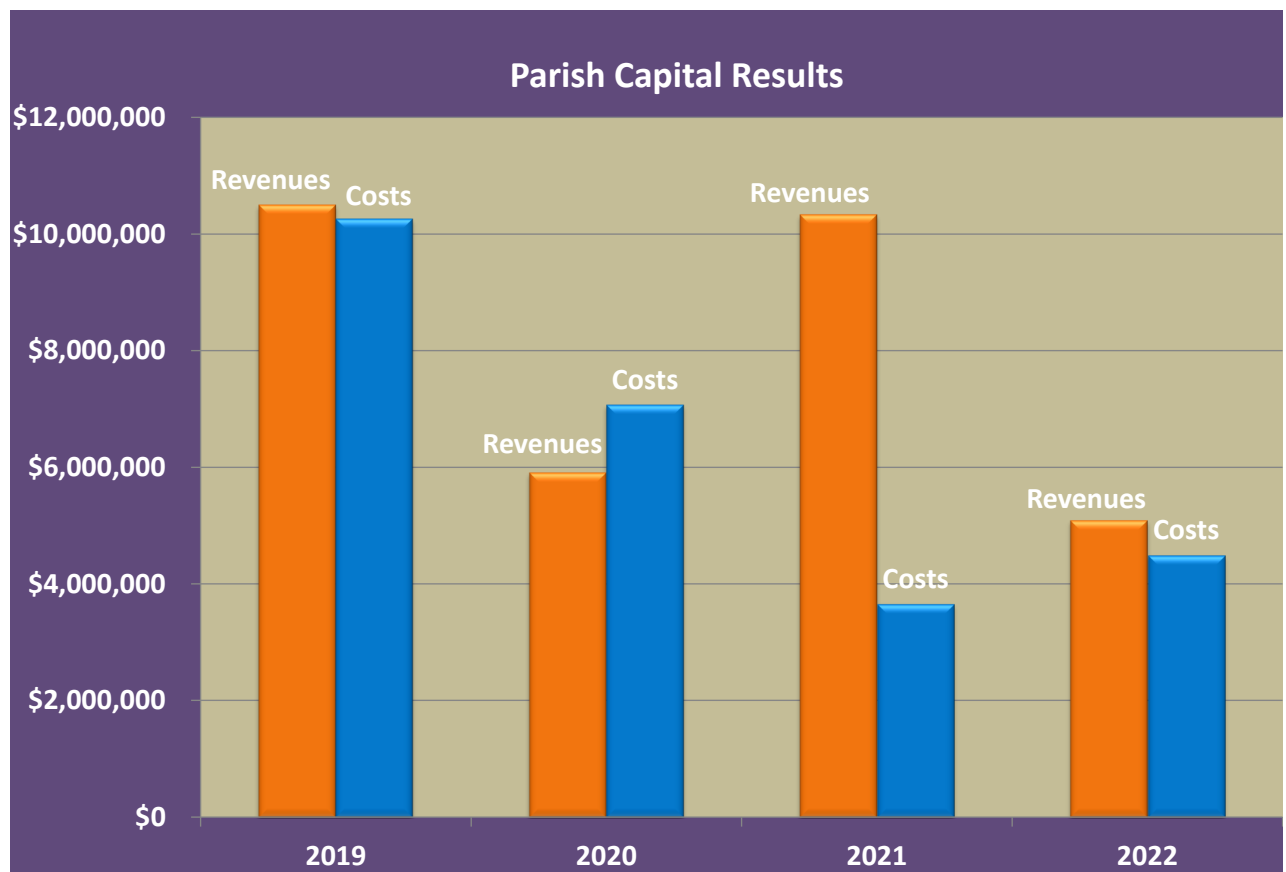
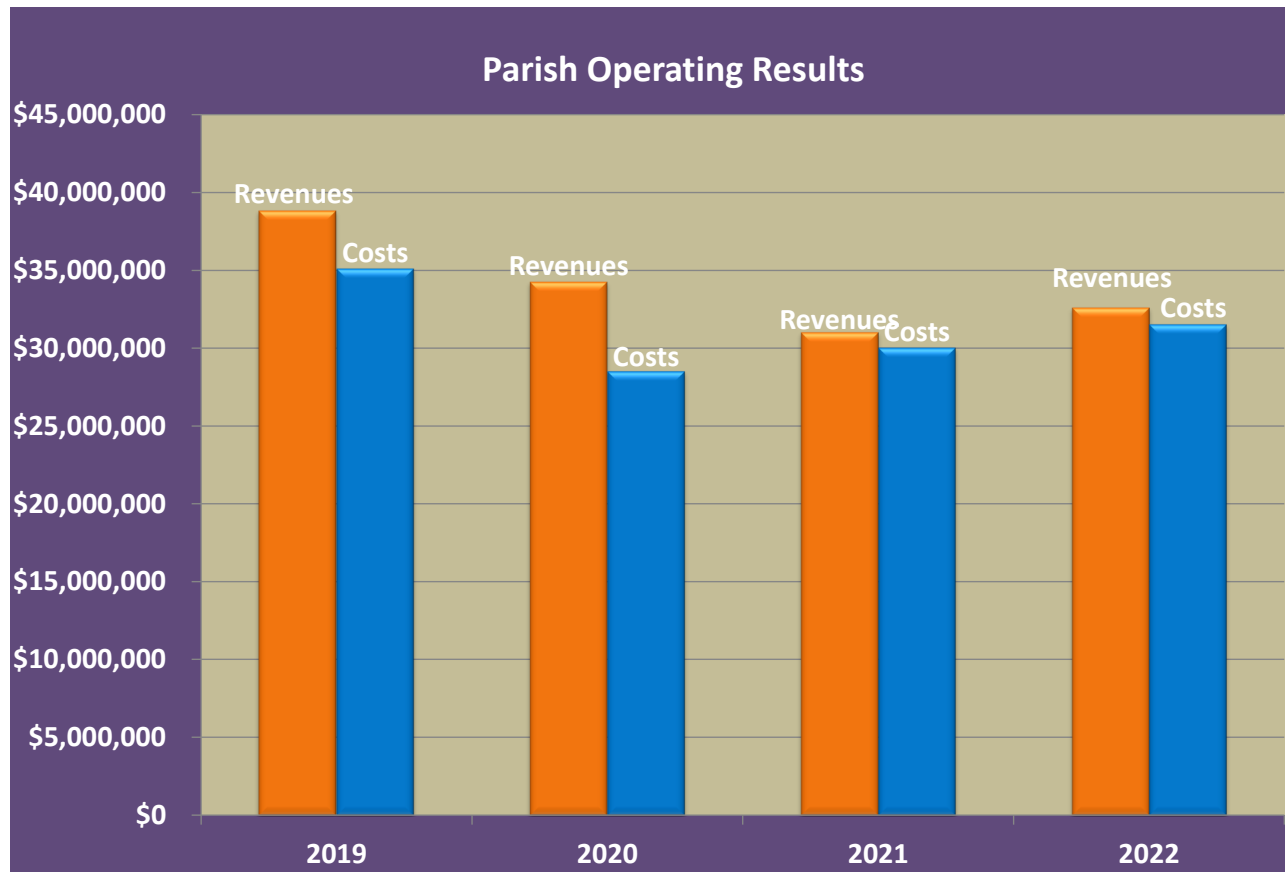
2022 Financial Report - Parish Operating Results

Parish Name	Municipality	Calendar Year 2021				Calendar Year 2022			
		Revenues	Costs	Surplus (Deficit)	Savings (Loan) *	Revenues	Costs	Surplus (Deficit)	Savings (Loan) *
Star of the Sea	Pelee Island	3,486	18,833	(15,347)	18,828	4,968	12,161	(7,193)	19,111
St. Philip	Petrolia	197,923	173,410	24,513	411,442	170,306	173,933	(3,627)	403,929
St. Cecilia	Port Dover	127,867	122,585	5,283	83	128,310	141,841	(13,531)	120
Sacred Heart	Port Lambton	151,881	138,975	12,906	206,229	134,674	144,818	(10,144)	157,339
St. Michael	Ridgetown	145,630	140,137	5,493	1,994	139,065	155,723	(16,658)	50,536
St. Joseph	River Canard	447,413	409,162	38,251	0	430,672	393,364	37,308	285,290
Our Lady of Mercy	Samia	364,708	373,098	(8,390)	9,083	328,899	404,532	(75,633)	12,648
Paroisse St-Thomas D'Aquin	Samia	161,002	165,929	(4,927)	39,758	143,452	176,999	(33,547)	40,356
Queen of Peace	Samia	119,476	112,241	7,234	58,948	120,821	130,851	(10,030)	59,835
Sacred Heart	Samia	436,595	419,198	17,396	256,593	405,157	430,615	(25,458)	224,607
St. Benedict	Samia	314,317	352,953	(38,636)	373,573	319,819	371,917	(52,098)	379,197
St. James	Seaforth	147,394	148,354	(960)	62,013	161,378	159,107	2,271	52,890
St. Mary	Simcoe	267,642	217,550	50,092	771,795	257,913	242,706	15,207	813,446
St. Peter	St. Joseph	84,580	81,153	3,427	65,028	101,001	92,156	8,845	66,007
Holy Name of Mary	St. Mary's	143,014	165,788	(22,774)	40,600	134,950	167,083	(32,133)	31,517
Holy Angels	St. Thomas	374,518	347,479	27,039	(845,163)	346,740	356,657	(9,917)	(610,571)
St. Anne	St. Thomas	484,509	425,872	58,637	397,408	521,258	476,300	44,958	454,746
Immaculate Conception	Stratford	183,196	210,216	(27,020)	299,779	163,571	207,840	(44,269)	365,285
St. Joseph	Stratford	622,521	580,043	42,478	306,610	553,475	566,094	(12,619)	404,819
All Saints	Strathroy	554,245	511,788	42,457	186,324	674,238	618,710	55,528	404,303
Ste. Anne	Tecumseh	801,451	746,064	55,388	1,107	693,378	723,314	(29,936)	358,608
St. Paul	Thamesville	65,538	93,234	(27,697)	287,241	64,784	94,988	(30,204)	(42,130)
St. Francis Xavier	Tilbury	272,653	226,257	46,396	46	182,213	213,624	(31,411)	83,931
St. Peter	Tilbury	52,869	99,177	(46,308)	60,606	58,745	134,237	(75,492)	(14,861)
St. Mary	Tillsonburg	380,119	421,902	(41,783)	298,375	400,161	397,942	2,219	827,746
Holy Family	Wallaceburg	166,550	156,469	10,081	100,729	150,722	164,257	(13,535)	102,348
Our Lady Help of Christians	Wallaceburg	359,061	294,836	64,225	371,193	298,898	299,811	(913)	373,906
St. Bernard of Clairvaux	Waterford	141,023	131,413	9,609	61,743	138,763	147,334	(8,571)	62,672
Our Lady Help of Christians	Watford	102,110	108,771	(6,661)	41,987	122,186	105,613	16,573	14,373
St. Mary	West Lome	159,631	139,308	20,323	158,301	168,134	170,532	(2,398)	195,707
Assumption	Windsor	499,062	552,003	(52,941)	442,033	752,110	762,423	(10,313)	316,444
Corpus Christi	Windsor	554,521	438,003	116,519	66,923	550,757	469,728	81,029	147,851
Holy Trinity	Windsor	278,722	305,749	(27,026)	680,768	342,567	362,192	(19,625)	711,018
Immaculate Heart	Windsor	248,836	229,620	19,216	89,598	202,047	218,461	(16,414)	90,947
Most Precious Blood	Windsor	317,279	324,263	(6,984)	342,363	320,784	341,356	(20,572)	327,364
Our Lady of Guadalupe	Windsor	354,353	328,774	25,580	(712,282)	371,232	361,213	10,019	(617,235)
Our Lady of Mt. Carmel	Windsor	606,440	481,395	125,045	723,704	598,747	469,128	129,619	810,148
Our Lady of Perpetual Help	Windsor	221,836	219,352	2,484	143,296	231,887	226,955	4,932	145,453
Our Lady of the Atonement	Windsor	401,904	349,382	52,521	365,396	409,853	385,651	24,202	375,377
St-Jerome	Windsor	173,329	178,909	(5,580)	174,896	179,724	178,767	957	177,529
San Juan Diego of Guadalupe	Windsor	31,250	24,976	6,275	59,198	45,673	38,291	7,382	65,159
St. Alphonsus	Windsor	226,706	301,106	(74,400)	702,848	224,513	313,671	(89,158)	610,120
St. Angela Merici	Windsor	225,127	276,138	(51,011)	(1,512,839)	246,763	350,310	(103,547)	(1,541,759)
St. Anthony of Padua	Windsor	1,885	13,054	(11,169)	291,806	3,450	12,832	(9,382)	286,178
St. Daniel Comboni	Windsor	1,567	543	1,024	0	4,583	1,469	3,114	0
St. Francis of Assisi	Windsor	322,855	283,016	39,840	51,763	247,188	222,014	25,174	153,952
St. John Vianney	Windsor	333,276	343,392	(10,116)	273,488	325,902	358,519	(32,617)	277,605
St. Michael	Windsor	27,312	24,125	3,187	29,407	19,972	13,825	6,147	29,849
St. Philippe & St. Anne	Windsor	80,533	88,125	(7,592)	111,507	121,464	104,316	17,148	214,464
St. Theresa	Windsor	128,106	133,838	(5,732)	(52,967)	157,619	166,120	(8,501)	(39,790)
St. Vincent De Paul	Windsor	66,075	87,335	(21,260)	115,937	59,634	96,104	(36,470)	87,498
Sts. Cyril & Methodius	Windsor	60,184	62,824	(2,640)	269,407	55,801	69,067	(13,266)	253,398
Sacred Heart	Wingham	79,285	93,652	(14,367)	0	74,861	110,876	(36,015)	0
St. John the Evangelist	Woodslee	142,334	107,807	34,526	207,061	126,375	120,985	5,390	210,178
Holy Cross	Woodstock	73,957	59,217	14,740	56,405	87,500	77,327	10,173	57,254
Holy Trinity	Woodstock	486,677	509,072	(22,395)	26,766	503,143	533,501	(30,358)	27,169
St. Boniface	Zurich	139,575	134,792	4,783	164,021	163,435	154,196	9,239	159,815

* Savings or loan with the Diocese of London Parish Deposit and Loan Fund. Balance does not include bank accounts of the parish.

This schedule excludes London Latin Mass and St. Benedict Tridentine

2022 Financial Report



2022 Financial Report

