

Dear Future 2nd Grade Parents and Families,

My name is Mrs. Ramsammy and I will be your child's second grade teacher for the upcoming school year. I am very excited about all the learning and fun that is to come. In order to have a successful start to 2nd grade, it is very important that we keep on working during the summer months.

This packet was designed to provide incoming second graders with fun educational activities that will help reinforce their Language Arts, Writing, and Mathematics skills. A supply list for September is also provided.

With regards to Reading, the students are required to read 4 books over the summer. They are to read 2 required books and they are to choose 2 additional books from the book lists attached. They are to choose 1 Fiction and 1 Non-Fiction books. After reading the required books, students are to complete the activities attached. They are also required to complete 2 book reports for their books of choice. These projects will be graded as part of their Reading average for First Quarter. Please encourage your children to read more than 4 books over the summer.

With regards to Writing, the students are to complete the Writing activities attached. These activities are targeted to help them stay creative in their writing while providing me information that will help me know your children better. The writing activities will also be graded as part of the Language Arts average for First Quarter.

With regards to Mathematics, the students are to complete the activities provided to the best of their ability. They are aligned with the Common Core Standards and will help enhance their math skills that they learned in the First Grade. The Math activities will be graded as part of their Mathematics average for the First Quarter.

If we work together, I believe the students will be able to achieve and surpass the goals for second grade. By keeping them active readers, and keeping them up to date with their Math skills, the students will have a strong foundation to start the year. Have a fun-filled summer and enjoy your reading. Thank you for your help and cooperation. I look forward to meeting you all in September.

Sincerely,

Mrs. Ramsammy

MATHEMATICS PACKET

10 5 54
26 18

St. Francis of Assisi
4300 Baychester Ave.
Bronx, New York 10466
718- 994- 4650

Name _____

Directions: Answer the following questions and show all work

1 Jen has 8 apples. Pat has 10 apples. How many more apples does Pat have than Jen? Draw a picture to illustrate this math sentence.

$$8 + \underline{\quad} = 10$$

$$10 - 8 = \underline{\quad}$$

2. Lauren has 7 apples. Ashley has 10 apples. How many fewer apples does Lauren have than Ashley? Draw a picture to illustrate this math sentence.

$$7 + \underline{\quad} = 10$$

$$10 - 7 = \underline{\quad}$$

3. Cat has 3 more apples than Jon. Jon has 4 apples. How many apples does Cat have? Fill in the math sentence to complete the question.

$$\underline{\quad} + \underline{\quad} = \underline{\quad}$$

Name _____

4. Cat has 3 fewer apples than Jon. Jon has 4 apples. How many apples does Cat have? Fill in the math sentence to complete the question.

$$\underline{\hspace{1cm}} - \underline{\hspace{1cm}} = \underline{\hspace{1cm}}$$

5. Sam has 5 more apples than Matt. Sam has 7 apples. How many apples does Sam have? Draw a picture to illustrate this math sentence.

$$7 - 5 = \underline{\hspace{1cm}}$$

$$5 + \underline{\hspace{1cm}} = 7$$

6. Ten bunnies were sitting on the grass. Some more bunnies hopped there. Now, there are 12 bunnies on the grass. How many bunnies hopped over there? Fill in the math sentence to answer the question.

$$\underline{\hspace{1cm}} + \underline{\hspace{1cm}} = \underline{\hspace{1cm}}$$

7. 12 cookies are on the table. 5 of them are chocolate chip and the rest are sugar cookies. How many apples are sugar cookies?

$$\underline{\hspace{1cm}} + \underline{\hspace{1cm}} = \underline{\hspace{1cm}}$$

$$\underline{\hspace{1cm}} - \underline{\hspace{1cm}} = \underline{\hspace{1cm}}$$

Name _____

8. Katie solved a subtraction problem. She used $6 + 5 = 11$ to help her solve it. Which subtraction problem did she solve?

Ⓐ $12 - 6 = 6$

Ⓑ $11 - 5 = 6$

Ⓒ $10 - 6 = 4$

Ⓓ $6 - 5 = 1$

9. Sherry solved a subtraction problem. She used $5 + 9 = 14$ to help her solve it. Which subtraction problem did she solve?

Ⓐ $14 - 9 = 5$

Ⓑ $9 - 5 = 4$

Ⓒ $16 - 9 = 7$

Ⓓ $5 + 14 = 19$

10. Brian solved a subtraction problem. He used $10 + 12 = 22$ to help him solve it. Which Subtraction problem did he solve?

Ⓐ $22 - 2 = 20$

Ⓑ $12 + 10 = 22$




Ⓒ $20 - 10 = 10$

Ⓓ $22 - 12 = 10$

Name

Directions: Complete the following math questions to the best of your ability.

1. Count the counters. Circle groups of 10 and write the digits on the lines.

		<hr/> tens	<hr/> ones
		<hr/> tens	<hr/> ones

Name _____

2. Molly has 45 square legos. How many groups of 10 could she make? Draw the square legos in the box below.

tens	ones

3. Jack has 26 balls for baseball practice. There are 10 balls in each bucket. Draw a picture to solve. Write the numbers.

How many buckets are there_____?

How many balls are left over_____?

Name _____

Which is Longest?

Materials you will need: basket of pencils, crayons, erasers and other small objects

1. Collect a crayon, a pencil, and an eraser and order them from shortest to longest.
2. Draw and label the objects.
3. Repeat with three different objects.

Word Bank: short shorter shortest long longer longest

Name _____

DIRECTIONS: Read the following directions and answer the following math problems and show your work.

Compare. Choose $<$, $=$, OR $>$

1. 91 _____ 91

2. 34 _____ 40

3. 10 _____ 8

4. 45 _____ 55

Count on to add.

1. What is 3 MORE than 52?

a. 82

b. 58

c. 55

d. 53

2. What is 6 MORE than 67

a. 73

b. 61

c. 74

d. 72

Solve: Two friends share a pizza. How is the pizza cut to make equal parts?
Draw a picture to illustrate how the pizza would be shared

a. the pizza is cut into thirds.


b. the pizza is cut into halves.

c. the pizza is cut into fourths.

d. the pizza is not cut at all.

Name _____


DIRECTIONS: Read the story and answer the questions for each.



1. Claire loved to stop at the candy store once a week to buy herself a treat. There was a new sign above the counter. The sign said that when you buy your first piece of candy it will cost 5 cents, but each piece of candy after that would cost only 3 cents.

Claire thought this was an excellent time to spend 20 cents in her pocket. How many pieces of candy did Claire have after giving the clerk her 20 cents?

READING PACKET



St. Francis of Assisi
4300 Baychester Ave.
Bronx, NY
718-994-4650

2025-09-17

Dear Future 2nd grade Parents and Students,

In this Packet you will find all of the reading activities that need to be completed for September. There are activities for both required texts. There are also (2) book report graphic organizers that need to be completed for the fiction and non-fiction text.

Remember the students are required to read (4) books over the summer. The children are to read (2) required books and they are to choose (2) additional books from the book lists attached.

They are to choose (1) FICTION and (1) NON-FICTION book.. These projects will be graded and part of their Reading average for 1st quarter. Please encourage your children to read more than the 4 books over the summer.

Reading Assignment JUNE 2017

Summer Reading List

Required Text:

1. *If You Give A Mouse A Cookie* by Laura Joffie Numeroff (Fiction)

* Although this story is familiar to the students the activities that are attached are challenging and at grade level for them.

2. *Gross Out! Animals That Do Disgusting Things* by Ginger Clarke (Non- Fiction)

Books to Choose From

Fiction	Non - Fiction
<i>Alexander and the Terrible, Horrible, No Good, Very Bad Day</i>	<i>Sharks</i> by Gail Gibbons
<i>Amelia Bedelia</i> (series) by Peggy Parish	<i>Helen Keller and the Big Storm</i> by Patricia Lakin
<i>Summer of the Sea Serpent</i> by Mary Pope Osbourne	<i>I am Rosa Parks</i> by Rosa Parks
<i>Back Home</i> by Gloria Jean Pinkey	<i>World's Largest Plants</i> by Susan Blackaby
<i>Never Spit on Your Shoes</i> by Denyz Cazet	<i>Actual Size</i> by Steve Jenkins
<i>Dr. DeSoto</i> by William Steig	<i>My Librarian is a Camel: How Books Are Brought to Children Around the World</i> by Margriet Ruur
<i>Two Bad Ants</i> by Chris VanaAllsburg	<i>The Busy Body Books: A Kid's Guide to Fitness</i> by Lizzy Rockwell
<i>Henery and Mudge</i> (series) by Cynthia Rylant	<i>We All Come From Different Cultures</i> by Melissa Higgins
<i>Rodeo Queen</i> by Marci Peschke.	

Name _____

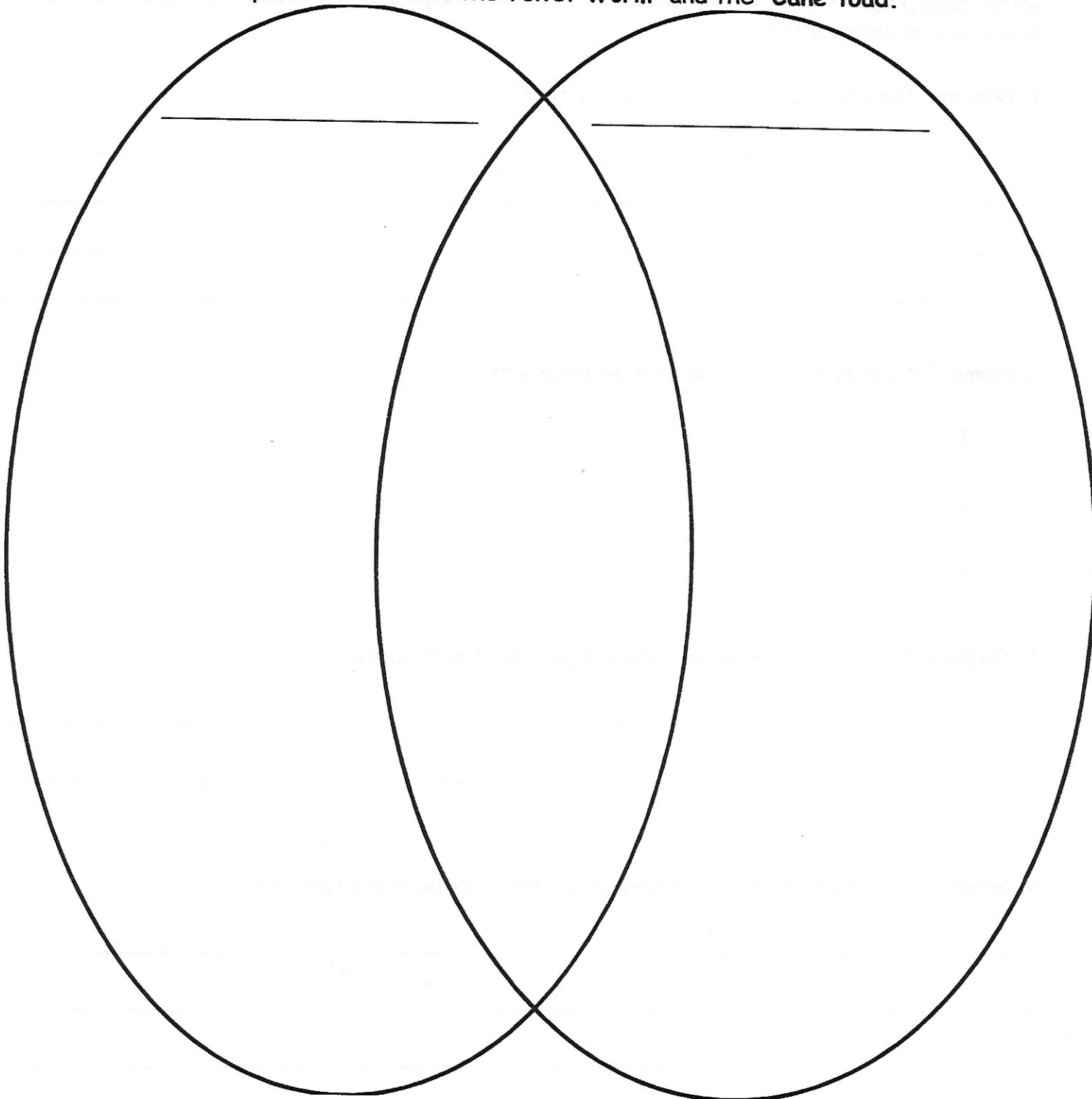


Summer Reading Assignment: Activity 1 Let's Compare

Gross Out! Animals That Do Disgusting Things

By: Ginjer Clarke

Directions: In this story you read about a lot of different kinds of animals. Use the Venn Diagram below to Compare and Contrast the Velvet Worm and the Cane toad.



Name _____

Summer Reading Assignment: *Activity 2 Let's Look Back In The Text*



Gross Out! Animals That Do Disgusting Things
By: *Ginjer Clarke*

Directions: Pages 10 and 11 talk about the red- bellied piranhas. Answer the questions below in complete sentences.

1. Why are the red- bellied piranhas scary fish ?

2. Name (3) things the red- bellied piranhas eat.

1.

2.

3.

3. On Page 11 in the text how fast does it say the finish eating?

4. What did you find most interesting about the red- bellied piranhas?

Name _____

Summer Reading Assignment:

Activity 3 What's your favorite disgusting animal?

Gross Out! Animals That Do Disgusting Things

By: Ginjer Clarke



Directions: Chapter 4 in this book was all about mammals. Read through the chapter again. In box # 1 name (3) interesting facts you learned about the mammal you like the best. In box # 2 draw an illustration of the mammal.

1.

2.

Name _____

Summer Reading Assignment: *Activity 1 Plot questions*

If You Give A Mouse A Cookie
By: Laura Joffe Numeroff



Directions: Read *If You Give A Mouse A Cookie*. After reading the book answer the questions about the book. You may use the book to answer each question and be sure to answer each questions with complete sentences.

1. What are some of the things the mouse asked for in the story?

2. Why did the mouse want a mirror? _____

3. Where did this story take place? _____

4. What did the mouse want done with his picture?

Based on: *If You Give a Mouse a Cookie* by Laura Numeroff

Name _____






Summer Reading Assignment: Activity 2 Sequencing**If You Give A Mouse A Cookie****By: Laura Joffie Numeroff**

Directions: After reading "If You Give A Mouse A Cookie," use the pictures on the next page to help you complete the Sequence Chart. Sequence the pictures in the correct order of the events in the story. Label the pictures in number order 1,2,3,4,5,6,7,8. Provide a short sentence about what happened in sequence on the chart.

	Sequence the Story
1.	
2.	
3.	
4.	
5.	
6.	
7.	
8.	


Pictures for Sequencing Activity:

Cut out and paste in sequence on the circle chart and number the pictures.



ILLUSTRATE

DRAW A PICTURE OF YOUR DAY WITH THE MOUSE.





If You Give a mouse a Cookie


Directions: In “If You Give a Mouse a Cookie,” the mouse visited the boy’s house for the day. What would you do if the mouse visited you for a play date? On the lines below, write a story about what you and the mouse would do together. Draw a picture in the box to go along with your story.

This image shows a single sheet of white paper with horizontal ruling lines. The lines are evenly spaced and run across the width of the page. There are no margins, text, or other markings on the paper.

Name _____

Summer Reading Assignment: *Non Fiction*

Directions: After reading your non-fiction Complete the questions below. Use Complete Sentences.



1. Title : _____

2. Author: _____

3. Illustrator: _____

Who or what is the book about?

Why did you choose this book?

What was something new you learned?

Can you name 3 new words you learned and say what they mean?

1. _____

2. _____

3. _____

Name _____

Summer Reading Assignment: Fiction Book Choice

Directions: After reading your fiction Book Choice, complete the chart below using information from the text.

Title: _____

Author: _____

1. Setting

Where:

When:

2. Main Problem

3. Characters

Main Characters: _____

Other Characters: _____

3. Solution to the Main Problem

Dear Future 2nd grade Parents and Students,

In this Packet you will find all writing activities that are to be completed and brought in the first day of School. These writing activities are targeted at developing writing skills while providing me information that will help me get to know the 2nd graders better.

The writing activities will also be graded as part of your students Language Arts average for 1st quarter.

Name _____

DEAR TEACHER

Directions: Write a letter to me introducing yourself! You can tell me anything you would like me to know about you. You may want to tell me about some of your hobbies, or maybe what your favorite food is! I would love to know how you feel about going into second grade and if you have any questions for me. I will read your letter and write back to you during the first week of school!

Dear Ms. Ramsammy,

FROM _____

Name _____



Unforgettable Summer

Directions: Answer the questions below using complete sentences.

You have just finished first grade. What ^{was} your favorite
part of the year?

Now that the summer is here, what are you most excited about? Write 3 sentences about things you want to do this summer.

If you can go anywhere for vacation this summer, where would you go and why would you go there?

Name

Create your own story

Directions: Create a story about your favorite animal.

Make sure you include CHARACTER, SETTING, A MAIN PROBLEM and a SOLUTION. (not all lines need to be used) Once you are done writing, Create a picture on the blank page about your story.

This image shows a single sheet of white paper with horizontal ruling lines. The lines are evenly spaced and run across the width of the page. There are no margins, text, or other markings on the paper.

Blank lined paper with horizontal ruling lines.

My Illustration of my story...

WRITING PACKET



St. Francis of Assisi
4300 Baychester Ave.
Bronx, NY
718-994-4650

9057-2118