




Pre-K 4
Summer Packet

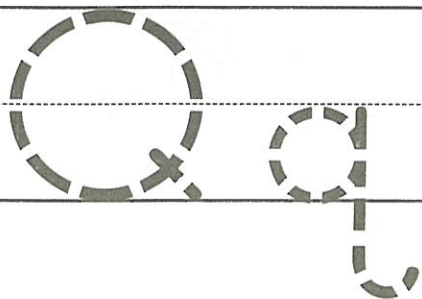
Return September 8, 2023

The Queen's Quilt


Color each space with the letter **Q** yellow.
Color all the other spaces green.



Trace and write.



Name _____






Trace the Q's and q.

Quincy Quail likes quiet.

Now write the Q's and q.

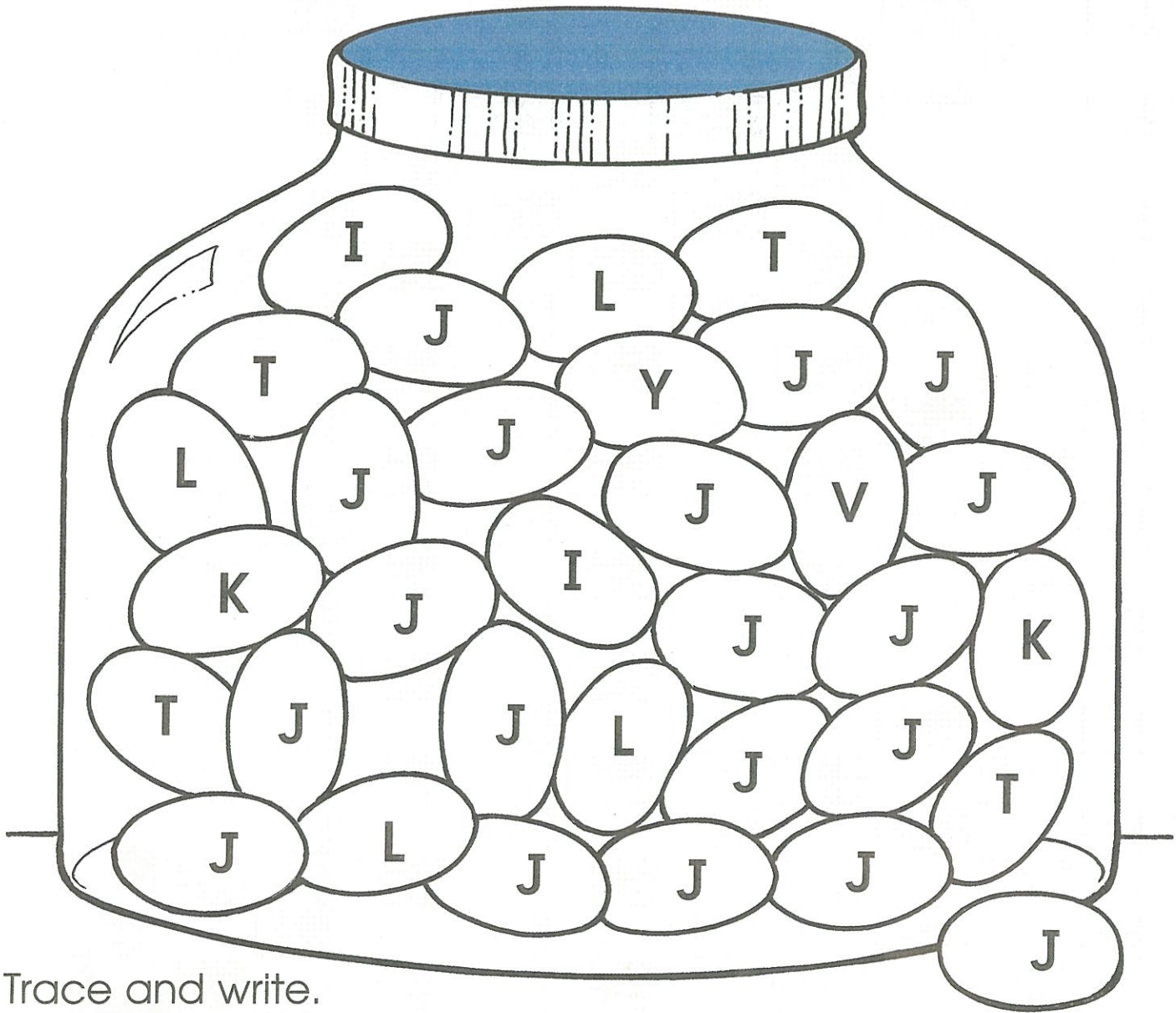
Quincy Quail likes quiet.

Add q's and then read the words.

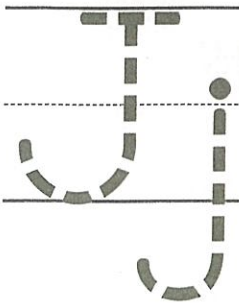
 <p>_____ ueen</p>	 <p>_____ uilt</p>	 <p>_____ uiet</p>	<p>Now draw and write your own Qq word.</p> <p>_____</p>
---	---	---	--

Jelly Beans

Color each jelly bean with the letter J.




Trace and write.



Name _____

✿ Trace the J and j.

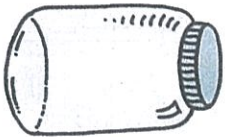

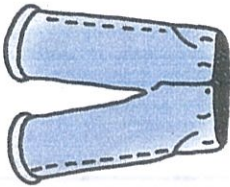
Jaguar loves jam.



✿ Now write the J and j.


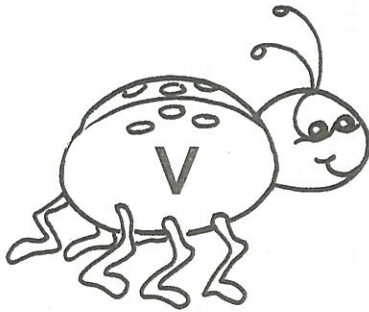

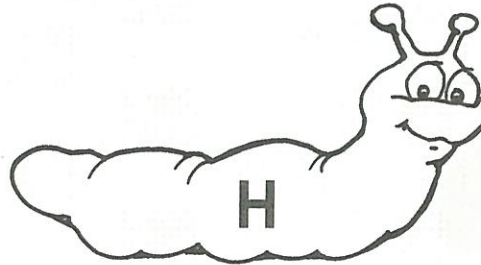
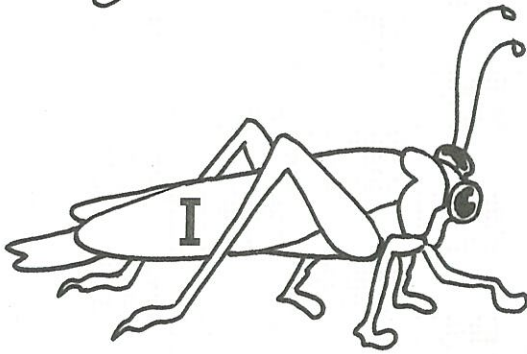
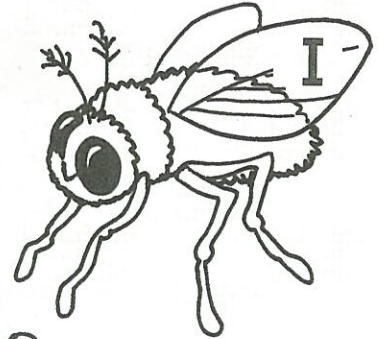


Jaguar loves jam.

✿ Add j's and then read the words.


 <p>_____ ar</p>	 <p>_____ ump</p>	 <p>_____ eans</p>	<p>Now draw and write your own Jj word.</p> <p>_____</p>
---	--	---	--

Icky Insects

Color each insect with the letter I.



Trace and write.



On another sheet of paper, draw a picture of something you think is icky.

Name _____

✿ Trace the I and is.






I is on an ice-berg.

✿ Now write the I and is.


I is on an ice-berg.

✿ Add is and then read the words.



 <p>_____ ice cream</p>	 <p>_____ cicle</p>	 <p>_____ ron</p>	<p>Now draw and write your own Ii word.</p> <p>_____</p>
--	--	--	--

Seven Seashells

Trace and write.



Color 7 shells in each box.



Seashells by the Seashore


Count each kind of shell in the picture. Write the total number next to the correct shell. Circle the shells that total 7.

How many?  _____



























How many?  _____

How many?  _____

How many?  _____


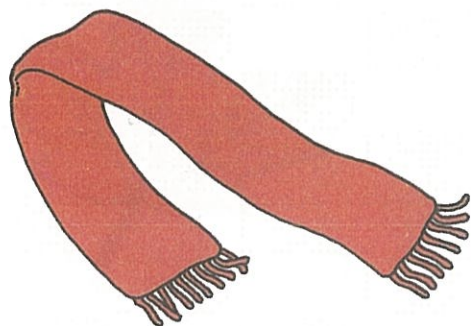


Circle the number that tells how many.

       6 7	      6 7
      6 7	       6 7

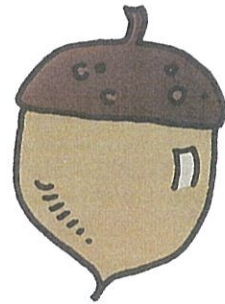





Signs of Spring

Circle the things you see in the spring.











Signs of Fall

Circle the things you see in the fall.



Sweet Spotted Buddies

Color the dog with more spots in each picture.









Moving Along













Look at the picture.



Write the number.

How many?	<input type="text"/>		<input type="text"/>		<input type="text"/>	
	<input type="text"/>		<input type="text"/>		<input type="text"/>	

How many in all?

	and		<input type="text"/>		and		<input type="text"/>
	and		<input type="text"/>		and		<input type="text"/>
	and		<input type="text"/>		and		<input type="text"/>










Twelve Tasty Treats

Trace and write.

12




Count the candy in each jar. Color each jar with 12.



Gingerbread Man

Help the Gingerbread Man find his gingerbread house. Color the path that goes in order from 1 to 12.





Count the lollipops in the picture. Draw more lollipops to make 12.

5, 6 ... Flowers to Pick

Draw an oval around each group of 5.






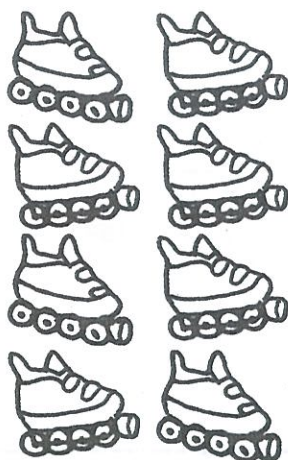
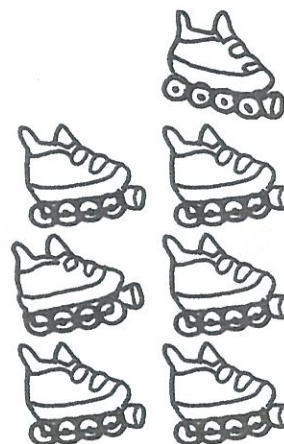

Draw a rectangle around each group of 6.




7, 8... Time to Skate

Color each group of 7 red.

Color each group of 8 yellow.






Ten Railroad Ties

Trace and write.

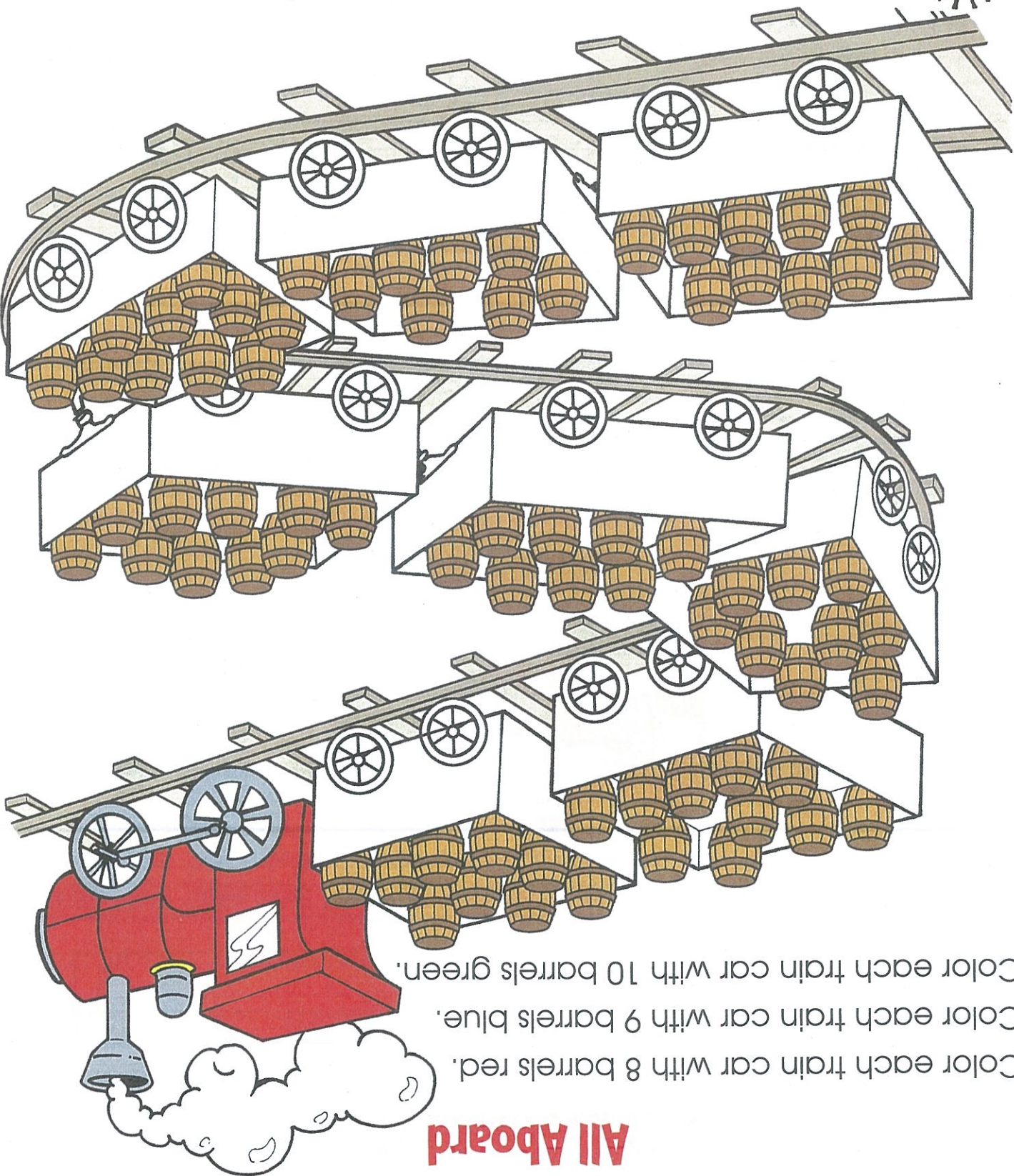
Tracing practice lines consisting of a solid top line, a dashed middle line, and a solid bottom line. A dashed circle is provided for tracing on the right side of the lines.

Help Tina Train find the right track. Count each railroad tie. Color the track with 10 railroad ties red.



All Aboard


Color each train car with 8 barrels red.
Color each train car with 9 barrels blue.
Color each train car with 10 barrels green.




On another sheet of paper, draw a train with 10 train cars.

Two Talking Turtles

Trace and write.



Color each circle with 2 dots.




© Scholastic Inc.










Count how many telephones you have at home.

Mrs. Tacky Turtle

Circle the number that tells how many.




	1	2
	1	2
	1	2
	1	2
	1	2
	1	2
	1	2



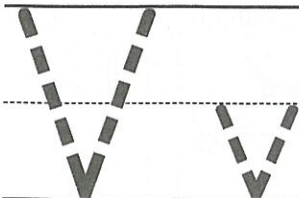
What else could Mrs. Turtle wear? Draw 2 of them.

Voting for Veggies

Color each veggie green that has the letter **V** hidden on it.



Trace and write.

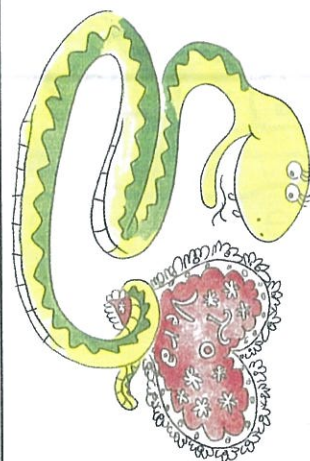


Veggie begins with the letter **V**. On another sheet of paper, draw your two favorite veggies.

Name _____

✿ Trace the V's and v.

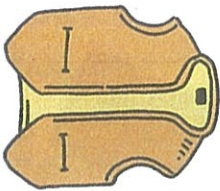
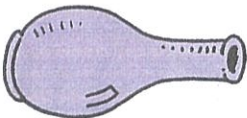
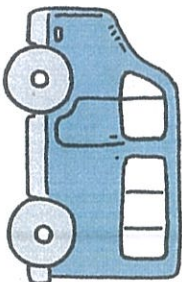
Vera Viper has a Valentine.



✿ Now write the V's and v.

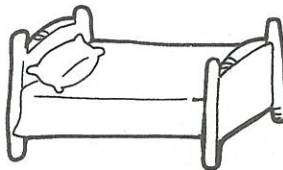
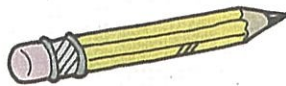
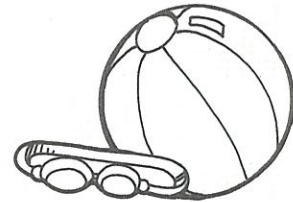


_____era _____iper has a _____alentine.

✿ Add v's and then read the words.

 <p>_____est</p>	 <p>_____ase</p>	 <p>_____an</p>	<p>Now draw and write your own Vv word.</p> <p>_____</p>
---	---	--	--



Together Is Better

Color the picture that goes with the first picture in each row.




Special Helpers


Draw a line to match the workers to their tools.



First Things First





Write 1 by what happened first.



Write 2 by what happened second.



Write 3 by what happened third.



Perfect Order

Write 1 by what happened first.

Write 2 by what happened second.

Write 3 by what happened third.






















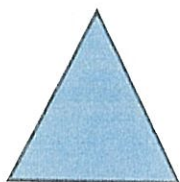


Draw and color the shape that comes next in each pattern.




1.






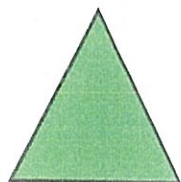
2.



3.







4.



Draw and color the shape that comes next in each pattern.



1.



2.



3.

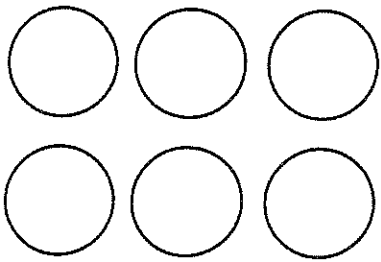


4.




SHAPES


Match the numbers & trace them




4



6





9



3



The Four Seasons

Trace the season words, then
decorate the tree to match each season. *Page 4*



spring

summer



fall

winter

Preschool **MATH** Subtraction

Count the bugs, then cross out the number of bugs you need to subtract. How many do you have left?

Then color in the bugs at the bottom of the page!


 $7 - 4 = \underline{3}$

 $5 - 4 = \underline{\quad}$

 $4 - 1 = \underline{\quad}$

 $6 - 3 = \underline{\quad}$

 $5 - 2 = \underline{\quad}$

 $8 - 4 = \underline{\quad}$

