



"Journey with Hope" - Hebrews 6:18-19

Diocese of Fargo
Status of 2025 God's Gift Appeal

Diocese of Fargo
Office of Stewardship and Development

Parish:	Number of Households	Number of Donors	Percent Participation	Total Amout of Gifts Pledged	Outstanding Pledge Balance	Total Amount of Gifts Received	Average Gift Amount	Parish Goal	Over/ Under to Goal	Percent to Goal
Totals for entire Diocese:	24,005	5,915	24.64%	\$2,932,184.66	\$145,714.21	\$2,786,470.45	\$495.72	\$3,773,301.00	(\$841,116.34)	77.71%
Anamoose, St. Francis Xavier	73	27	36.99%	\$10,210.20	\$540.75	\$9,669.45	\$378.16	\$12,272.58	(\$2,062.38)	83.20%
Aneta, Sacred Heart	14	6	42.86%	\$3,060.00		\$3,060.00	\$510.00	\$2,895.00	\$165.00	105.70%
Argusville, St. William	62	26	41.94%	\$12,260.00	\$675.00	\$11,585.00	\$471.54	\$13,333.01	(\$1,073.01)	91.95%
Ashley, St. David	32	12	37.50%	\$6,525.00	\$250.00	\$6,275.00	\$543.75	\$6,976.91	(\$451.91)	93.52%
Balta, Our Lady of Mt. Carmel	54	14	25.93%	\$6,455.04	\$153.13	\$6,301.91	\$461.07	\$8,385.14	(\$1,930.10)	76.98%
Bechyne, SS. Peter & Paul	35	21	60.00%	\$9,910.33	\$0.00	\$9,910.33	\$471.92	\$8,134.35	\$1,775.98	121.83%
Belcourt, St. Ann	165	22	13.33%	\$12,381.00	\$195.00	\$12,186.00	\$562.77	\$17,926.00	(\$5,545.00)	69.07%
Belcourt, St. Anthony	24	1	4.17%	\$400.00		\$400.00	\$400.00	\$3,865.10	(\$3,465.10)	10.35%
Belcourt, St. Benedict	48	7	14.58%	\$2,830.00	\$0.00	\$2,830.00	\$404.29	\$5,423.51	(\$2,593.51)	52.18%
Bisbee, Holy Rosary	22	10	45.45%	\$1,695.00		\$1,695.00	\$169.50	\$5,290.74	(\$3,595.74)	32.04%
Bottineau, St. Mark	200	43	21.50%	\$15,711.00	\$204.00	\$15,507.00	\$365.37	\$41,156.70	(\$25,445.70)	38.17%
Buchanan, St. Margaret	36	15	41.67%	\$5,362.48	\$120.00	\$5,242.48	\$357.50	\$5,642.78	(\$280.30)	95.03%
Buffalo, St. Thomas	43	13	30.23%	\$6,980.00		\$6,980.00	\$536.92	\$10,217.09	(\$3,237.09)	68.32%
Cando, Sacred Heart	82	25	30.49%	\$11,448.00	\$506.00	\$10,942.00	\$457.92	\$19,808.35	(\$8,360.35)	57.79%
Carrington, Sacred Heart	196	60	30.61%	\$32,166.00	\$3,250.00	\$28,916.00	\$536.10	\$38,771.49	(\$6,605.49)	82.96%
Casselton, St. Leo	257	62	24.12%	\$38,133.00	\$4,237.61	\$33,895.39	\$615.05	\$64,992.17	(\$26,859.17)	58.67%
Cavalier, St. Brigid	92	24	26.09%	\$10,426.00	\$0.00	\$10,426.00	\$434.42	\$21,890.32	(\$11,464.32)	47.63%
Cayuga, SS. Peter & Paul	26	19	73.08%	\$9,288.00	\$31.00	\$9,257.00	\$488.84	\$7,286.13	\$2,001.87	127.48%
Cooperstown, St. George	62	33	53.23%	\$10,815.00		\$10,815.00	\$327.73	\$13,911.24	(\$3,096.24)	77.74%
Crystal, St. Patrick	30	12	40.00%	\$4,615.00		\$4,615.00	\$384.58	\$8,518.23	(\$3,903.23)	54.18%
Dazey, St. Mary	37	17	45.95%	\$6,532.00	\$150.00	\$6,382.00	\$384.24	\$7,885.85	(\$1,353.85)	82.83%
Devils Lake, St. Joseph	970	260	26.80%	\$127,327.00	\$3,942.50	\$123,384.50	\$489.72	\$130,009.17	(\$2,682.17)	97.94%
Dickey, Assumption	27	8	29.63%	\$1,070.00	\$0.00	\$1,070.00	\$133.75	\$3,831.08	(\$2,761.08)	27.93%
Drake, St. Margaret Mary	79	24	30.38%	\$7,495.00	\$0.00	\$7,495.00	\$312.29	\$10,699.45	(\$3,204.45)	70.05%
Drayton, St. Edward	56	12	21.43%	\$6,034.00		\$6,034.00	\$502.83	\$11,825.72	(\$5,791.72)	51.02%
Dunseith, St. Michael the Archangel	107	14	13.08%	\$3,075.00	\$100.00	\$2,975.00	\$219.64	\$12,968.23	(\$9,893.23)	23.71%
Edgeley, Transfiguration	92	28	30.43%	\$11,921.00	\$25.00	\$11,896.00	\$425.75	\$23,602.57	(\$11,681.57)	50.51%
Ellendale, St. Helena	73	23	31.51%	\$9,784.00	\$800.00	\$8,984.00	\$425.39	\$19,369.93	(\$9,585.93)	50.51%
Enderlin, St. Patrick	79	23	29.11%	\$7,540.00	\$2,500.00	\$5,040.00	\$327.83	\$10,185.50	(\$2,645.50)	74.03%
Esmond, St. Boniface	43	16	37.21%	\$8,326.00		\$8,326.00	\$520.38	\$7,468.87	\$857.13	111.48%
Fairmount, St. Anthony	53	21	39.62%	\$6,900.00		\$6,900.00	\$328.57	\$9,542.75	(\$2,642.75)	72.31%
Fargo, Cathedral of St. Mary	436	122	27.98%	\$87,561.30	\$7,296.08	\$80,265.22	\$717.72	\$73,864.86	\$13,696.44	118.54%
Fargo, Holy Spirit	859	260	30.27%	\$157,832.88	\$10,306.85	\$147,526.03	\$607.05	\$143,630.29	\$14,202.59	109.89%
Fargo, Nativity	1,247	227	18.20%	\$93,907.04	\$2,513.61	\$91,393.43	\$413.69	\$134,548.83	(\$40,641.79)	69.79%
Fargo, SS. Anne & Joachim	1,679	361	21.50%	\$260,969.22	\$23,439.79	\$237,529.43	\$722.91	\$252,088.82	\$8,880.40	103.52%
Fargo, St. Anthony of Padua	652	206	31.60%	\$95,111.04	\$6,914.51	\$88,196.53	\$461.70	\$95,840.54	(\$729.50)	99.24%
Fargo, St. Paul Newman	30	22	73.33%	\$17,900.00	\$870.00	\$17,030.00	\$813.64	\$8,812.77	\$9,087.23	203.11%
Fessenden, St. Augustine	50	19	38.00%	\$8,100.00		\$8,100.00	\$426.32	\$10,569.95	(\$2,469.95)	76.63%



"Journey with Hope" – Hebrews 6:18-19

Diocese of Fargo
Status of 2025 God's Gift Appeal

Diocese of Fargo
Office of Stewardship and Development

Parish:	Number of Households	Number of Donors	Percent Participation	Total Amout of Gifts Pledged	Outstanding Pledge Balance	Total Amount of Gifts Received	Average Gift Amount	Parish Goal	Over/ Under to Goal	Percent to Goal
Fingal, Holy Trinity	63	22	34.92%	\$7,975.00	\$90.00	\$7,885.00	\$362.50	\$11,812.43	(\$3,837.43)	67.51%
Finley, St. Olaf	24	4	16.67%	\$510.00		\$510.00	\$127.50	\$4,642.50	(\$4,132.50)	10.99%
Forman, St. Mary	66	27	40.91%	\$13,342.48		\$13,342.48	\$494.17	\$13,341.73	\$0.75	100.01%
Fort Totten, Seven Dolors	37	4	10.81%	\$1,450.00	\$75.00	\$1,375.00	\$362.50	\$6,670.00	(\$5,220.00)	21.74%
Fullerton, St. Patrick	24	8	33.33%	\$8,100.00		\$8,100.00	\$1,012.50	\$6,636.00	\$1,464.00	122.06%
Geneseo, St. Martin	41	11	26.83%	\$5,135.00		\$5,135.00	\$466.82	\$6,701.49	(\$1,566.49)	76.62%
Grafton, St. John the Evangelist	487	88	18.07%	\$46,605.04	\$2,568.76	\$44,036.28	\$529.60	\$87,229.45	(\$40,624.41)	53.43%
Grand Forks, Holy Family	1,052	204	19.39%	\$84,848.00	\$5,221.24	\$79,626.76	\$415.92	\$140,859.94	(\$56,011.94)	60.24%
Grand Forks, St. Mary	410	92	22.44%	\$53,132.00	\$244.50	\$52,887.50	\$577.52	\$73,040.26	(\$19,908.26)	72.74%
Grand Forks, St. Michael	1,433	279	19.47%	\$138,549.00	\$6,422.50	\$132,126.50	\$496.59	\$208,832.52	(\$70,283.52)	66.34%
Grand Forks, St. Thomas Aquinas	39	12	30.77%	\$4,325.00	\$670.00	\$3,655.00	\$360.42	\$13,493.17	(\$9,168.17)	32.05%
Gwinner, St. Vincent	35	6	17.14%	\$3,020.00		\$3,020.00	\$503.33	\$7,209.51	(\$4,189.51)	41.89%
Hankinson, St. Philip	185	54	29.19%	\$21,720.00	\$0.00	\$21,720.00	\$402.22	\$30,878.94	(\$9,158.94)	70.34%
Harvey, St. Cecilia	238	96	40.34%	\$48,635.00	\$1,370.00	\$47,265.00	\$506.61	\$43,340.67	\$5,294.33	112.22%
Hillsboro, St. Rose of Lima	189	50	26.46%	\$21,973.00	\$890.01	\$21,082.99	\$439.46	\$28,591.06	(\$6,618.06)	76.85%
Hope, St. Agatha	55	22	40.00%	\$11,004.00		\$11,004.00	\$500.18	\$9,715.14	\$1,288.86	113.27%
Horace, St. Benedict	235	66	28.09%	\$44,763.83	\$3,510.00	\$41,253.83	\$678.24	\$62,009.82	(\$17,245.99)	72.19%
Hunter, St. Agnes	25	4	16.00%	\$1,800.00		\$1,800.00	\$450.00	\$7,230.59	(\$5,430.59)	24.89%
Jamestown, Basilica of St. James	997	230	23.07%	\$140,555.58	\$7,975.86	\$132,579.72	\$611.11	\$154,604.17	(\$14,048.59)	90.91%
Jessie, St. Lawrence	35	17	48.57%	\$9,596.00	\$25.00	\$9,571.00	\$564.47	\$8,120.35	\$1,475.65	118.17%
Karlsruhe, SS. Peter & Paul	37	6	16.22%	\$2,150.00	\$225.00	\$1,925.00	\$358.33	\$7,701.00	(\$5,551.00)	27.92%
Kensal, St. John	21	9	42.86%	\$3,450.00		\$3,450.00	\$383.33	\$6,110.39	(\$2,660.39)	56.46%
Kindred, St. Maurice	96	28	29.17%	\$15,923.92	\$1,085.00	\$14,838.92	\$568.71	\$19,885.76	(\$3,961.84)	80.08%
Knox, St. Mary	25	6	24.00%	\$3,680.00		\$3,680.00	\$613.33	\$4,401.86	(\$721.86)	83.60%
Lakota, St. Mary	66	24	36.36%	\$5,710.00	\$0.00	\$5,710.00	\$237.92	\$11,226.26	(\$5,516.26)	50.86%
Lamoure, Holy Rosary	100	47	47.00%	\$19,505.00	\$1,225.00	\$18,280.00	\$415.00	\$25,432.34	(\$5,927.34)	76.69%
Langdon, St. Alphonsus	319	87	27.27%	\$34,903.50	\$351.00	\$34,552.50	\$401.19	\$33,317.20	\$1,586.30	104.76%
Lankin, St. Joseph	30	15	50.00%	\$8,840.63	\$133.28	\$8,707.35	\$589.38	\$8,071.33	\$769.30	109.53%
Larimore, St. Stephen	151	30	19.87%	\$14,953.00	\$2,476.00	\$12,477.00	\$498.43	\$26,259.64	(\$11,306.64)	56.94%
Leeds, St. Vincent de Paul	25	7	28.00%	\$1,235.00	\$0.00	\$1,235.00	\$176.43	\$5,089.59	(\$3,854.59)	24.27%
Lidgerwood, St. Boniface	134	50	37.31%	\$25,180.00	\$4,040.00	\$21,140.00	\$503.60	\$23,021.28	\$2,158.72	109.38%
Lisbon, St. Aloysius	171	48	28.07%	\$16,181.36	\$750.00	\$15,431.36	\$337.11	\$32,405.53	(\$16,224.17)	49.93%
Maddock, St. William	49	19	38.78%	\$10,210.00		\$10,210.00	\$537.37	\$10,565.75	(\$355.75)	96.63%
Mantador, SS. Peter & Paul	55	27	49.09%	\$20,177.63		\$20,177.63	\$747.32	\$10,787.67	\$9,389.96	187.04%
Manvel, St. Timothy	131	38	29.01%	\$14,355.00	\$542.50	\$13,812.50	\$377.76	\$23,573.88	(\$9,218.88)	60.89%
Mayville, Our Lady of Peace	108	40	37.04%	\$20,498.00	\$194.00	\$20,304.00	\$512.45	\$27,042.03	(\$6,544.03)	75.80%
McClusky, Holy Family	19	4	21.05%	\$1,750.00		\$1,750.00	\$437.50	\$3,758.24	(\$2,008.24)	46.56%
McHenry, SS. Peter & Paul	26	17	65.38%	\$5,681.40	\$200.00	\$5,481.40	\$334.20	\$5,310.59	\$370.81	106.98%
Medina, St. Mary	30	16	53.33%	\$5,645.00		\$5,645.00	\$352.81	\$8,045.00	(\$2,400.00)	70.17%



"Journey with Hope" - Hebrews 6:18-19

Diocese of Fargo
Status of 2025 God's Gift Appeal

Diocese of Fargo
Office of Stewardship and Development

Parish:	Number of Households	Number of Donors	Percent Participation	Total Amout of Gifts Pledged	Outstanding Pledge Balance	Total Amount of Gifts Received	Average Gift Amount	Parish Goal	Over/ Under to Goal	Percent to Goal
Michigan, St. Lawrence O'Toole	44	14	31.82%	\$3,500.82	\$421.90	\$3,078.92	\$250.06	\$8,525.04	(\$5,024.22)	41.07%
Milnor, St. Arnold	64	17	26.56%	\$7,010.00		\$7,010.00	\$412.35	\$10,012.45	(\$3,002.45)	70.01%
Minto, Sacred Heart	167	54	32.34%	\$18,360.40	\$365.00	\$17,995.40	\$340.01	\$32,171.56	(\$13,811.16)	57.07%
Mooreton, St. Anthony	64	21	32.81%	\$9,010.00	\$450.00	\$8,560.00	\$429.05	\$13,635.43	(\$4,625.43)	66.08%
Munich, St. Mary	66	30	45.45%	\$23,475.00		\$23,475.00	\$782.50	\$16,385.41	\$7,089.59	143.27%
Napoleon, St. Philip Neri	250	90	36.00%	\$47,197.88	\$350.00	\$46,847.88	\$524.42	\$57,398.56	(\$10,200.68)	82.23%
Neché, SS. Nereus & Achilleus	23	7	30.43%	\$3,550.00	\$375.00	\$3,175.00	\$507.14	\$5,773.02	(\$2,223.02)	61.49%
Nekoma, St. Edward	19	6	31.58%	\$1,320.00	\$150.00	\$1,170.00	\$220.00	\$2,533.04	(\$1,213.04)	52.11%
New Rockford, St. John	172	62	36.05%	\$24,915.00	\$2,100.00	\$22,815.00	\$401.85	\$34,237.29	(\$9,322.29)	72.77%
Nortonville, Holy Spirit	21	8	38.10%	\$1,519.00		\$1,519.00	\$189.88	\$3,833.03	(\$2,314.03)	39.63%
Oakes, St. Charles Borromeo	165	59	35.76%	\$38,125.00	\$1,710.00	\$36,415.00	\$646.19	\$34,027.20	\$4,097.80	112.04%
Oakwood, Sacred Heart	38	16	42.11%	\$5,190.00	\$150.00	\$5,040.00	\$324.38	\$9,148.44	(\$3,958.44)	56.73%
Park River, St. Mary	158	69	43.67%	\$31,500.00	\$1,358.72	\$30,141.28	\$456.52	\$33,022.65	(\$1,522.65)	95.39%
Pembina, Assumption	40	19	47.50%	\$6,980.00	\$225.00	\$6,755.00	\$367.37	\$8,731.81	(\$1,751.81)	79.94%
Pisek, St. John Nepomucene	72	32	44.44%	\$13,961.00	\$100.00	\$13,861.00	\$436.28	\$14,805.65	(\$844.65)	94.30%
Reynolds, Our Lady of Perpetual Help	84	42	50.00%	\$22,966.00	\$1,030.00	\$21,936.00	\$546.81	\$24,804.83	(\$1,838.83)	92.59%
Rock Lake, Immaculate Heart of Mary	17	1	5.88%	\$300.00		\$300.00	\$300.00	\$4,219.06	(\$3,919.06)	7.11%
Rolette, Sacred Heart	60	14	23.33%	\$10,675.00		\$10,675.00	\$762.50	\$13,410.63	(\$2,735.63)	79.60%
Rolla, St. Joachim	61	17	27.87%	\$9,565.00	\$0.00	\$9,565.00	\$562.65	\$18,464.12	(\$8,899.12)	51.80%
Rugby, St. Therese/Little Flower	447	127	28.41%	\$50,624.33	\$1,645.00	\$48,979.33	\$398.62	\$72,622.27	(\$21,997.94)	69.71%
Saint John, St. John the Baptist	121	9	7.44%	\$2,100.00		\$2,100.00	\$233.33	\$18,309.43	(\$16,209.43)	11.47%
Saint Michael, St. Michael's Indian Mission	71	13	18.31%	\$13,600.00		\$13,600.00	\$1,046.15	\$14,225.71	(\$625.71)	95.60%
Sanborn, Sacred Heart	60	15	25.00%	\$4,301.00	\$300.00	\$4,001.00	\$286.73	\$11,287.56	(\$6,986.56)	38.10%
Selz, St. Anthony	37	20	54.05%	\$7,691.00	\$40.00	\$7,651.00	\$384.55	\$6,335.30	\$1,355.70	121.40%
Sheldon, Our Lady of the Scapular	46	13	28.26%	\$5,868.00	\$40.00	\$5,828.00	\$451.38	\$6,780.34	(\$912.34)	86.54%
Starkweather, Assumption of B.V.M.	19	9	47.37%	\$6,400.00	\$0.00	\$6,400.00	\$711.11	\$4,544.00	\$1,856.00	140.85%
Steele, St. Francis de Sales	85	28	32.94%	\$15,046.00	\$150.00	\$14,896.00	\$537.36	\$15,903.11	(\$857.11)	94.61%
Sykeston, St. Elizabeth	40	17	42.50%	\$5,250.00	\$60.00	\$5,190.00	\$308.82	\$7,855.09	(\$2,605.09)	66.84%
Tappen, St. Paul	25	4	16.00%	\$850.00		\$850.00	\$212.50	\$4,456.16	(\$3,606.16)	19.07%
Thompson, St. Jude	147	36	24.49%	\$21,875.00	\$1,572.50	\$20,302.50	\$607.64	\$27,708.16	(\$5,833.16)	78.95%
Tokio, Christ the King	6		0.00%	\$0.00				\$1,251.00	(\$1,251.00)	0.00%
Tolna, St. Joseph	28	14	50.00%	\$6,248.00	\$300.00	\$5,948.00	\$446.29	\$6,209.25	\$38.75	100.62%
Towner, St. Cecilia	109	39	35.78%	\$12,439.98	\$0.00	\$12,439.98	\$318.97	\$19,018.68	(\$6,578.70)	65.41%
Unaffiliated	1,231	49	3.98%	\$15,183.07	\$145.00	\$15,038.07	\$309.86	\$34,427.57	(\$19,244.50)	44.10%
Valley City, St. Catherine	457	142	31.07%	\$69,323.00	\$2,827.50	\$66,495.50	\$488.19	\$72,440.21	(\$3,117.21)	95.70%
Velva, St. Cecilia	138	29	21.01%	\$10,825.00	\$0.00	\$10,825.00	\$373.28	\$28,881.64	(\$18,056.64)	37.48%
Verona, St. Raphael	15	5	33.33%	\$1,775.00		\$1,775.00	\$355.00	\$2,080.80	(\$305.80)	85.30%
Veseleyville, St. Luke	24	18	75.00%	\$11,400.00	\$762.00	\$10,638.00	\$633.33	\$8,464.87	\$2,935.13	134.67%
Wahpeton, St. John	794	173	21.79%	\$68,400.00	\$3,559.00	\$64,841.00	\$395.38	\$115,121.79	(\$46,721.79)	59.42%



"Journey with Hope" – Hebrews 6:18-19

Diocese of Fargo
Status of 2025 God's Gift Appeal

Diocese of Fargo
Office of Stewardship and Development

Parish:	Number of Households	Number of Donors	Percent Participation	Total Amout of Gifts Pledged	Outstanding Pledge Balance	Total Amout of Gifts Received	Average Gift Amount	Parish Goal	Over/ Under to Goal	Percent to Goal
Walhalla, St. Boniface	151	23	15.23%	\$10,790.00	\$1,700.00	\$9,090.00	\$469.13	\$24,327.52	(\$13,537.52)	44.35%
Warsaw, St. Stanislaus	85	30	35.29%	\$18,115.00	\$100.00	\$18,015.00	\$603.83	\$25,064.67	(\$6,949.67)	72.27%
West Fargo, Blessed Sacrament	430	164	38.14%	\$68,801.00	\$3,895.25	\$64,905.75	\$419.52	\$71,975.59	(\$3,174.59)	95.59%
West Fargo, Holy Cross	2,089	303	14.50%	\$140,151.28	\$9,196.86	\$130,954.42	\$462.55	\$241,511.81	(\$101,360.53)	58.03%
Westhope, St. Andrew	64	9	14.06%	\$4,225.00	\$0.00	\$4,225.00	\$469.44	\$13,986.20	(\$9,761.20)	30.21%
Willow City, Notre Dame des Victoires	17	8	47.06%	\$4,350.00		\$4,350.00	\$543.75	\$4,102.19	\$247.81	106.04%
Wimbledon, St. Boniface	58	15	25.86%	\$6,715.00		\$6,715.00	\$447.67	\$10,239.88	(\$3,524.88)	65.58%
Windsor, St. Mathias of Windsor	28	14	50.00%	\$12,380.00	\$750.00	\$11,630.00	\$884.29	\$8,112.03	\$4,267.97	152.61%
Wishek, St. Patrick	67	22	32.84%	\$6,778.00	\$0.00	\$6,778.00	\$308.09	\$12,323.12	(\$5,545.12)	55.00%
Wyndmere, St. John the Baptist	90	38	42.22%	\$12,700.00	\$520.00	\$12,180.00	\$334.21	\$21,406.23	(\$8,706.23)	59.33%
Zeeland, St. Andrew	56	22	39.29%	\$13,735.00	\$60.00	\$13,675.00	\$624.32	\$16,782.50	(\$3,047.50)	81.84%
Totals:	24,005	5,915	24.64%	\$2,932,184.66	\$145,714.21	\$2,786,470.45	\$495.72	\$3,773,301.00	(\$841,116.34)	77.71%

Number of parishes:

- 100% of goal or above: 26
- 75% to 99% of goal: 33
- 50% to 74% of goal: 42
- 25% to 49% of goal: 16
- Below 25% of goal: 10



"Journey with Hope" – Hebrews 6:18-19

Diocese of Fargo
Status of 2025 God's Gift Appeal

Diocese of Fargo
Office of Stewardship and Development

Parish:	Number of Households	Number of Donors	Percent Participation	Total Amout of Gifts Pledged	Outstanding Pledge Balance	Total Amount of Gifts Received	Average Gift Amount	Parish Goal	Over/ Under to Goal	Percent to Goal
Totals for entire Diocese:	24,005	5,912	24.63%	\$2,920,912.03	\$155,098.19	\$2,765,813.84	\$494.06	\$3,773,301.00	(\$852,388.97)	77.41%
Anamoose, St. Francis Xavier	73	27	36.99%	\$10,210.20	\$540.75	\$9,669.45	\$378.16	\$12,272.58	(\$2,062.38)	83.20%
Aneta, Sacred Heart	14	6	42.86%	\$3,060.00		\$3,060.00	\$510.00	\$2,895.00	\$165.00	105.70%
Argusville, St. William	62	26	41.94%	\$12,260.00	\$675.00	\$11,585.00	\$471.54	\$13,333.01	(\$1,073.01)	91.95%
Ashley, St. David	32	12	37.50%	\$6,525.00	\$250.00	\$6,275.00	\$543.75	\$6,976.91	(\$451.91)	93.52%
Balta, Our Lady of Mt. Carmel	54	14	25.93%	\$6,455.04	\$306.26	\$6,148.78	\$461.07	\$8,385.14	(\$1,930.10)	76.98%
Bechyne, SS. Peter & Paul	35	21	60.00%	\$9,910.33	\$0.00	\$9,910.33	\$471.92	\$8,134.35	\$1,775.98	121.83%
Belcourt, St. Ann	165	22	13.33%	\$12,381.00	\$195.00	\$12,186.00	\$562.77	\$17,926.00	(\$5,545.00)	69.07%
Belcourt, St. Anthony	24	1	4.17%	\$400.00		\$400.00	\$400.00	\$3,865.10	(\$3,465.10)	10.35%
Belcourt, St. Benedict	48	7	14.58%	\$2,830.00	\$0.00	\$2,830.00	\$404.29	\$5,423.51	(\$2,593.51)	52.18%
Bisbee, Holy Rosary	22	10	45.45%	\$1,695.00		\$1,695.00	\$169.50	\$5,290.74	(\$3,595.74)	32.04%
Bottineau, St. Mark	200	43	21.50%	\$15,711.00	\$204.00	\$15,507.00	\$365.37	\$41,156.70	(\$25,445.70)	38.17%
Buchanan, St. Margaret	36	15	41.67%	\$5,362.48	\$120.00	\$5,242.48	\$357.50	\$5,642.78	(\$280.30)	95.03%
Buffalo, St. Thomas	43	13	30.23%	\$6,980.00		\$6,980.00	\$536.92	\$10,217.09	(\$3,237.09)	68.32%
Cando, Sacred Heart	82	25	30.49%	\$11,448.00	\$506.00	\$10,942.00	\$457.92	\$19,808.35	(\$8,360.35)	57.79%
Carrington, Sacred Heart	196	60	30.61%	\$32,166.00	\$3,650.00	\$28,516.00	\$536.10	\$38,771.49	(\$6,605.49)	82.96%
Casselton, St. Leo	257	62	24.12%	\$38,133.00	\$4,237.61	\$33,895.39	\$615.05	\$64,992.17	(\$26,859.17)	58.67%
Cavalier, St. Brigid	92	24	26.09%	\$10,426.00	\$0.00	\$10,426.00	\$434.42	\$21,890.32	(\$11,464.32)	47.63%
Cayuga, SS. Peter & Paul	26	19	73.08%	\$9,288.00	\$31.00	\$9,257.00	\$488.84	\$7,286.13	\$2,001.87	127.48%
Cooperstown, St. George	62	33	53.23%	\$10,815.00		\$10,815.00	\$327.73	\$13,911.24	(\$3,096.24)	77.74%
Crystal, St. Patrick	30	12	40.00%	\$4,615.00		\$4,615.00	\$384.58	\$8,518.23	(\$3,903.23)	54.18%
Dazey, St. Mary	37	17	45.95%	\$6,532.00	\$150.00	\$6,382.00	\$384.24	\$7,885.85	(\$1,353.85)	82.83%
Devils Lake, St. Joseph	970	260	26.80%	\$127,327.00	\$3,942.50	\$123,384.50	\$489.72	\$130,009.17	(\$2,682.17)	97.94%
Dickey, Assumption	27	8	29.63%	\$1,070.00	\$0.00	\$1,070.00	\$133.75	\$3,831.08	(\$2,761.08)	27.93%
Drake, St. Margaret Mary	79	24	30.38%	\$7,495.00	\$0.00	\$7,495.00	\$312.29	\$10,699.45	(\$3,204.45)	70.05%
Drayton, St. Edward	56	12	21.43%	\$6,034.00		\$6,034.00	\$502.83	\$11,825.72	(\$5,791.72)	51.02%
Dunseith, St. Michael the Archangel	107	14	13.08%	\$3,075.00	\$100.00	\$2,975.00	\$219.64	\$12,968.23	(\$9,893.23)	23.71%
Edgeley, Transfiguration	92	28	30.43%	\$11,921.00	\$25.00	\$11,896.00	\$425.75	\$23,602.57	(\$11,681.57)	50.51%
Ellendale, St. Helena	73	23	31.51%	\$9,784.00	\$800.00	\$8,984.00	\$425.39	\$19,369.93	(\$9,585.93)	50.51%
Enderlin, St. Patrick	79	23	29.11%	\$7,540.00	\$2,500.00	\$5,040.00	\$327.83	\$10,185.50	(\$2,645.50)	74.03%
Esmond, St. Boniface	43	16	37.21%	\$8,326.00		\$8,326.00	\$520.38	\$7,468.87	\$857.13	111.48%
Fairmount, St. Anthony	53	21	39.62%	\$6,900.00		\$6,900.00	\$328.57	\$9,542.75	(\$2,642.75)	72.31%
Fargo, Cathedral of St. Mary	436	122	27.98%	\$87,449.30	\$7,656.08	\$79,793.22	\$716.80	\$73,864.86	\$13,584.44	118.39%
Fargo, Holy Spirit	859	260	30.27%	\$157,822.88	\$10,761.85	\$147,061.03	\$607.01	\$143,630.29	\$14,192.59	109.88%
Fargo, Nativity	1,247	227	18.20%	\$93,644.04	\$3,003.61	\$90,640.43	\$412.53	\$134,548.83	(\$40,904.79)	69.60%
Fargo, SS. Anne & Joachim	1,679	361	21.50%	\$260,699.22	\$24,497.29	\$236,201.93	\$722.16	\$252,088.82	\$8,610.40	103.42%
Fargo, St. Anthony of Padua	652	206	31.60%	\$95,071.04	\$7,303.76	\$87,767.28	\$461.51	\$95,840.54	(\$769.50)	99.20%
Fargo, St. Paul Newman	30	22	73.33%	\$17,900.00	\$870.00	\$17,030.00	\$813.64	\$8,812.77	\$9,087.23	203.11%
Fessenden, St. Augustine	50	19	38.00%	\$8,100.00		\$8,100.00	\$426.32	\$10,569.95	(\$2,469.95)	76.63%



"Journey with Hope" – Hebrews 6:18-19

Diocese of Fargo
Status of 2025 God's Gift Appeal

Diocese of Fargo
Office of Stewardship and Development

Parish:	Number of Households	Number of Donors	Percent Participation	Total Amout of Gifts Pledged	Outstanding Pledge Balance	Total Amount of Gifts Received	Average Gift Amount	Parish Goal	Over/ Under to Goal	Percent to Goal
Fingal, Holy Trinity	63	22	34.92%	\$7,975.00	\$90.00	\$7,885.00	\$362.50	\$11,812.43	(\$3,837.43)	67.51%
Finley, St. Olaf	24	4	16.67%	\$510.00		\$510.00	\$127.50	\$4,642.50	(\$4,132.50)	10.99%
Forman, St. Mary	66	27	40.91%	\$13,342.48		\$13,342.48	\$494.17	\$13,341.73	\$0.75	100.01%
Fort Totten, Seven Dolors	37	4	10.81%	\$1,450.00	\$75.00	\$1,375.00	\$362.50	\$6,670.00	(\$5,220.00)	21.74%
Fullerton, St. Patrick	24	8	33.33%	\$8,100.00		\$8,100.00	\$1,012.50	\$6,636.00	\$1,464.00	122.06%
Geneseo, St. Martin	41	11	26.83%	\$5,135.00		\$5,135.00	\$466.82	\$6,701.49	(\$1,566.49)	76.62%
Grafton, St. John the Evangelist	487	88	18.07%	\$46,605.04	\$2,673.76	\$43,931.28	\$529.60	\$87,229.45	(\$40,624.41)	53.43%
Grand Forks, Holy Family	1,052	204	19.39%	\$84,828.00	\$5,505.82	\$79,322.18	\$415.82	\$140,859.94	(\$56,031.94)	60.22%
Grand Forks, St. Mary	410	92	22.44%	\$53,082.00	\$244.50	\$52,837.50	\$576.98	\$73,040.26	(\$19,958.26)	72.67%
Grand Forks, St. Michael	1,433	279	19.47%	\$138,549.00	\$7,172.50	\$131,376.50	\$496.59	\$208,832.52	(\$70,283.52)	66.34%
Grand Forks, St. Thomas Aquinas	39	12	30.77%	\$4,325.00	\$730.00	\$3,595.00	\$360.42	\$13,493.17	(\$9,168.17)	32.05%
Gwinner, St. Vincent	35	6	17.14%	\$3,020.00		\$3,020.00	\$503.33	\$7,209.51	(\$4,189.51)	41.89%
Hankinson, St. Philip	185	54	29.19%	\$21,620.00	\$100.00	\$21,520.00	\$400.37	\$30,878.94	(\$9,258.94)	70.02%
Harvey, St. Cecilia	238	96	40.34%	\$48,635.00	\$1,370.00	\$47,265.00	\$506.61	\$43,340.67	\$5,294.33	112.22%
Hillsboro, St. Rose of Lima	189	50	26.46%	\$21,973.00	\$940.01	\$21,032.99	\$439.46	\$28,591.06	(\$6,618.06)	76.85%
Hope, St. Agatha	55	22	40.00%	\$11,004.00		\$11,004.00	\$500.18	\$9,715.14	\$1,288.86	113.27%
Horace, St. Benedict	235	66	28.09%	\$44,625.83	\$3,510.00	\$41,115.83	\$676.15	\$62,009.82	(\$17,383.99)	71.97%
Hunter, St. Agnes	25	4	16.00%	\$1,800.00		\$1,800.00	\$450.00	\$7,230.59	(\$5,430.59)	24.89%
Jamestown, Basilica of St. James	997	230	23.07%	\$140,495.58	\$8,272.53	\$132,223.05	\$610.85	\$154,604.17	(\$14,108.59)	90.87%
Jessie, St. Lawrence	35	17	48.57%	\$9,596.00	\$25.00	\$9,571.00	\$564.47	\$8,120.35	\$1,475.65	118.17%
Karlsruhe, SS. Peter & Paul	37	6	16.22%	\$2,150.00	\$300.00	\$1,850.00	\$358.33	\$7,701.00	(\$5,551.00)	27.92%
Kensal, St. John	21	9	42.86%	\$3,450.00		\$3,450.00	\$383.33	\$6,110.39	(\$2,660.39)	56.46%
Kindred, St. Maurice	96	28	29.17%	\$15,923.92	\$1,397.50	\$14,526.42	\$568.71	\$19,885.76	(\$3,961.84)	80.08%
Knox, St. Mary	25	6	24.00%	\$3,680.00		\$3,680.00	\$613.33	\$4,401.86	(\$721.86)	83.60%
Lakota, St. Mary	66	24	36.36%	\$5,710.00	\$200.00	\$5,510.00	\$237.92	\$11,226.26	(\$5,516.26)	50.86%
Lamoure, Holy Rosary	100	47	47.00%	\$19,505.00	\$1,375.00	\$18,130.00	\$415.00	\$25,432.34	(\$5,927.34)	76.69%
Langdon, St. Alphonsus	319	87	27.27%	\$34,903.50	\$413.50	\$34,490.00	\$401.19	\$33,317.20	\$1,586.30	104.76%
Lankin, St. Joseph	30	15	50.00%	\$8,840.63	\$166.61	\$8,674.02	\$589.38	\$8,071.33	\$769.30	109.53%
Larimore, St. Stephen	151	30	19.87%	\$14,953.00	\$2,936.00	\$12,017.00	\$498.43	\$26,259.64	(\$11,306.64)	56.94%
Leeds, St. Vincent de Paul	25	7	28.00%	\$1,235.00	\$0.00	\$1,235.00	\$176.43	\$5,089.59	(\$3,854.59)	24.27%
Lidgerwood, St. Boniface	134	50	37.31%	\$25,180.00	\$4,190.00	\$20,990.00	\$503.60	\$23,021.28	\$2,158.72	109.38%
Lisbon, St. Aloysius	171	48	28.07%	\$16,181.36	\$750.00	\$15,431.36	\$337.11	\$32,405.53	(\$16,224.17)	49.93%
Maddock, St. William	49	19	38.78%	\$10,210.00		\$10,210.00	\$537.37	\$10,565.75	(\$355.75)	96.63%
Mantador, SS. Peter & Paul	55	26	47.27%	\$12,588.00		\$12,588.00	\$484.15	\$10,787.67	\$1,800.33	116.69%
Manvel, St. Timothy	131	38	29.01%	\$14,355.00	\$573.75	\$13,781.25	\$377.76	\$23,573.88	(\$9,218.88)	60.89%
Mayville, Our Lady of Peace	108	40	37.04%	\$20,468.00	\$194.00	\$20,274.00	\$511.70	\$27,042.03	(\$6,574.03)	75.69%
McClusky, Holy Family	19	4	21.05%	\$1,750.00		\$1,750.00	\$437.50	\$3,758.24	(\$2,008.24)	46.56%
McHenry, SS. Peter & Paul	26	17	65.38%	\$5,681.40	\$300.00	\$5,381.40	\$334.20	\$5,310.59	\$370.81	106.98%
Medina, St. Mary	30	16	53.33%	\$5,645.00		\$5,645.00	\$352.81	\$8,045.00	(\$2,400.00)	70.17%



"Journey with Hope" - Hebrews 6:18-19

Diocese of Fargo
Status of 2025 God's Gift Appeal

Diocese of Fargo
Office of Stewardship and Development

Parish:	Number of Households	Number of Donors	Percent Participation	Total Amout of Gifts Pledged	Outstanding Pledge Balance	Total Amount of Gifts Received	Average Gift Amount	Parish Goal	Over/ Under to Goal	Percent to Goal
Michigan, St. Lawrence O'Toole	44	14	31.82%	\$3,500.82	\$421.90	\$3,078.92	\$250.06	\$8,525.04	(\$5,024.22)	41.07%
Milnor, St. Arnold	64	17	26.56%	\$7,010.00		\$7,010.00	\$412.35	\$10,012.45	(\$3,002.45)	70.01%
Minto, Sacred Heart	167	54	32.34%	\$18,295.40	\$530.00	\$17,765.40	\$338.80	\$32,171.56	(\$13,876.16)	56.87%
Mooreton, St. Anthony	64	21	32.81%	\$9,010.00	\$450.00	\$8,560.00	\$429.05	\$13,635.43	(\$4,625.43)	66.08%
Munich, St. Mary	66	30	45.45%	\$23,475.00		\$23,475.00	\$782.50	\$16,385.41	\$7,089.59	143.27%
Napoleon, St. Philip Neri	250	90	36.00%	\$47,197.88	\$350.00	\$46,847.88	\$524.42	\$57,398.56	(\$10,200.68)	82.23%
Neché, SS. Nereus & Achilleus	23	7	30.43%	\$3,550.00	\$375.00	\$3,175.00	\$507.14	\$5,773.02	(\$2,223.02)	61.49%
Nekoma, St. Edward	19	6	31.58%	\$1,320.00	\$150.00	\$1,170.00	\$220.00	\$2,533.04	(\$1,213.04)	52.11%
New Rockford, St. John	172	62	36.05%	\$24,915.00	\$2,100.00	\$22,815.00	\$401.85	\$34,237.29	(\$9,322.29)	72.77%
Nortonville, Holy Spirit	21	8	38.10%	\$1,519.00		\$1,519.00	\$189.88	\$3,833.03	(\$2,314.03)	39.63%
Oakes, St. Charles Borromeo	165	59	35.76%	\$38,125.00	\$1,710.00	\$36,415.00	\$646.19	\$34,027.20	\$4,097.80	112.04%
Oakwood, Sacred Heart	38	16	42.11%	\$5,190.00	\$150.00	\$5,040.00	\$324.38	\$9,148.44	(\$3,958.44)	56.73%
Park River, St. Mary	158	69	43.67%	\$31,500.00	\$1,507.47	\$29,992.53	\$456.52	\$33,022.65	(\$1,522.65)	95.39%
Pembina, Assumption	40	19	47.50%	\$6,980.00	\$375.00	\$6,605.00	\$367.37	\$8,731.81	(\$1,751.81)	79.94%
Pisek, St. John Nepomucene	72	32	44.44%	\$13,961.00	\$150.00	\$13,811.00	\$436.28	\$14,805.65	(\$844.65)	94.30%
Reynolds, Our Lady of Perpetual Help	84	41	48.81%	\$20,966.00	\$1,030.00	\$19,936.00	\$511.37	\$24,804.83	(\$3,838.83)	84.52%
Rock Lake, Immaculate Heart of Mary	17	1	5.88%	\$300.00		\$300.00	\$300.00	\$4,219.06	(\$3,919.06)	7.11%
Rolette, Sacred Heart	60	14	23.33%	\$10,675.00		\$10,675.00	\$762.50	\$13,410.63	(\$2,735.63)	79.60%
Rolla, St. Joachim	61	17	27.87%	\$9,565.00	\$0.00	\$9,565.00	\$562.65	\$18,464.12	(\$8,899.12)	51.80%
Rugby, St. Therese/Little Flower	447	127	28.41%	\$50,624.33	\$1,645.00	\$48,979.33	\$398.62	\$72,622.27	(\$21,997.94)	69.71%
Saint John, St. John the Baptist	121	9	7.44%	\$2,100.00		\$2,100.00	\$233.33	\$18,309.43	(\$16,209.43)	11.47%
Saint Michael, St. Michael's Indian Mission	71	13	18.31%	\$13,600.00		\$13,600.00	\$1,046.15	\$14,225.71	(\$625.71)	95.60%
Sanborn, Sacred Heart	60	15	25.00%	\$4,301.00	\$300.00	\$4,001.00	\$286.73	\$11,287.56	(\$6,986.56)	38.10%
Selz, St. Anthony	37	20	54.05%	\$7,691.00	\$40.00	\$7,651.00	\$384.55	\$6,335.30	\$1,355.70	121.40%
Sheldon, Our Lady of the Scapular	46	13	28.26%	\$5,868.00	\$40.00	\$5,828.00	\$451.38	\$6,780.34	(\$912.34)	86.54%
Starkweather, Assumption of B.V.M.	19	9	47.37%	\$6,400.00	\$0.00	\$6,400.00	\$711.11	\$4,544.00	\$1,856.00	140.85%
Steele, St. Francis de Sales	85	28	32.94%	\$15,046.00	\$150.00	\$14,896.00	\$537.36	\$15,903.11	(\$857.11)	94.61%
Sykeston, St. Elizabeth	40	17	42.50%	\$5,250.00	\$60.00	\$5,190.00	\$308.82	\$7,855.09	(\$2,605.09)	66.84%
Tappen, St. Paul	25	4	16.00%	\$850.00		\$850.00	\$212.50	\$4,456.16	(\$3,606.16)	19.07%
Thompson, St. Jude	147	36	24.49%	\$21,875.00	\$1,697.50	\$20,177.50	\$607.64	\$27,708.16	(\$5,833.16)	78.95%
Tokio, Christ the King	6		0.00%	\$0.00				\$1,251.00	(\$1,251.00)	0.00%
Tolna, St. Joseph	28	14	50.00%	\$6,248.00	\$450.00	\$5,798.00	\$446.29	\$6,209.25	\$38.75	100.62%
Towner, St. Cecilia	109	39	35.78%	\$12,439.98	\$0.00	\$12,439.98	\$318.97	\$19,018.68	(\$6,578.70)	65.41%
Unaffiliated	1,231	49	3.98%	\$15,183.07	\$225.00	\$14,958.07	\$309.86	\$34,427.57	(\$19,244.50)	44.10%
Valley City, St. Catherine	457	142	31.07%	\$69,248.00	\$3,152.50	\$66,095.50	\$487.66	\$72,440.21	(\$3,192.21)	95.59%
Velva, St. Cecilia	138	29	21.01%	\$10,805.00	\$0.00	\$10,805.00	\$372.59	\$28,881.64	(\$18,076.64)	37.41%
Verona, St. Raphael	15	5	33.33%	\$1,775.00		\$1,775.00	\$355.00	\$2,080.80	(\$305.80)	85.30%
Veseleyville, St. Luke	24	18	75.00%	\$11,400.00	\$862.00	\$10,538.00	\$633.33	\$8,464.87	\$2,935.13	134.67%
Wahpeton, St. John	794	173	21.79%	\$68,400.00	\$3,559.00	\$64,841.00	\$395.38	\$115,121.79	(\$46,721.79)	59.42%



"Journey with Hope" - Hebrews 6:18-19

Diocese of Fargo
Status of 2025 God's Gift Appeal

Diocese of Fargo
Office of Stewardship and Development

Parish:	Number of Households	Number of Donors	Percent Participation	Total Amout of Gifts Pledged	Outstanding Pledge Balance	Total Amout of Gifts Received	Average Gift Amount	Parish Goal	Over/ Under to Goal	Percent to Goal
Walhalla, St. Boniface	151	23	15.23%	\$10,790.00	\$1,700.00	\$9,090.00	\$469.13	\$24,327.52	(\$13,537.52)	44.35%
Warsaw, St. Stanislaus	85	30	35.29%	\$18,115.00	\$100.00	\$18,015.00	\$603.83	\$25,064.67	(\$6,949.67)	72.27%
West Fargo, Blessed Sacrament	430	164	38.14%	\$68,796.00	\$4,421.50	\$64,374.50	\$419.49	\$71,975.59	(\$3,179.59)	95.58%
West Fargo, Holy Cross	2,089	302	14.46%	\$139,726.28	\$10,235.13	\$129,491.15	\$462.67	\$241,511.81	(\$101,785.53)	57.85%
Westhope, St. Andrew	64	9	14.06%	\$4,225.00	\$0.00	\$4,225.00	\$469.44	\$13,986.20	(\$9,761.20)	30.21%
Willow City, Notre Dame des Victoires	17	8	47.06%	\$4,350.00		\$4,350.00	\$543.75	\$4,102.19	\$247.81	106.04%
Wimbledon, St. Boniface	58	15	25.86%	\$6,715.00		\$6,715.00	\$447.67	\$10,239.88	(\$3,524.88)	65.58%
Windsor, St. Mathias of Windsor	28	14	50.00%	\$12,380.00	\$750.00	\$11,630.00	\$884.29	\$8,112.03	\$4,267.97	152.61%
Wishek, St. Patrick	67	22	32.84%	\$6,778.00	\$0.00	\$6,778.00	\$308.09	\$12,323.12	(\$5,545.12)	55.00%
Wyndmere, St. John the Baptist	90	38	42.22%	\$12,700.00	\$520.00	\$12,180.00	\$334.21	\$21,406.23	(\$8,706.23)	59.33%
Zeeland, St. Andrew	56	22	39.29%	\$13,735.00	\$60.00	\$13,675.00	\$624.32	\$16,782.50	(\$3,047.50)	81.84%
Totals:	24,005	5,912	24.63%	\$2,920,912.03	\$155,098.19	\$2,765,813.84	\$494.06	\$3,773,301.00	(\$852,388.97)	77.41%

Number of parishes:

- 100% of goal or above: 26
- 75% to 99% of goal: 33
- 50% to 74% of goal: 42
- 25% to 49% of goal: 16
- Below 25% of goal: 10



"Journey with Hope" - Hebrews 6:18-19

Diocese of Fargo
Status of 2025 God's Gift Appeal

Diocese of Fargo
Office of Stewardship and Development

Parish:	Number of Households	Number of Donors	Percent Participation	Total Amout of Gifts Pledged	Outstanding Pledge Balance	Total Amount of Gifts Received	Average Gift Amount	Parish Goal	Over/ Under to Goal	Percent to Goal
Totals for entire Diocese:	24,005	5,907	24.61%	\$2,916,187.73	\$166,442.97	\$2,749,744.76	\$493.68	\$3,773,301.00	(\$857,113.27)	77.28%
Anamoose, St. Francis Xavier	73	27	36.99%	\$10,210.20	\$540.75	\$9,669.45	\$378.16	\$12,272.58	(\$2,062.38)	83.20%
Aneta, Sacred Heart	14	6	42.86%	\$3,060.00		\$3,060.00	\$510.00	\$2,895.00	\$165.00	105.70%
Argusville, St. William	62	26	41.94%	\$12,260.00	\$832.50	\$11,427.50	\$471.54	\$13,333.01	(\$1,073.01)	91.95%
Ashley, St. David	32	12	37.50%	\$6,525.00	\$250.00	\$6,275.00	\$543.75	\$6,976.91	(\$451.91)	93.52%
Balta, Our Lady of Mt. Carmel	54	14	25.93%	\$6,455.04	\$306.26	\$6,148.78	\$461.07	\$8,385.14	(\$1,930.10)	76.98%
Bechyne, SS. Peter & Paul	35	21	60.00%	\$9,910.33	\$0.00	\$9,910.33	\$471.92	\$8,134.35	\$1,775.98	121.83%
Belcourt, St. Ann	165	22	13.33%	\$12,381.00	\$395.00	\$11,986.00	\$562.77	\$17,926.00	(\$5,545.00)	69.07%
Belcourt, St. Anthony	24	1	4.17%	\$400.00		\$400.00	\$400.00	\$3,865.10	(\$3,465.10)	10.35%
Belcourt, St. Benedict	48	7	14.58%	\$2,830.00	\$37.50	\$2,792.50	\$404.29	\$5,423.51	(\$2,593.51)	52.18%
Bisbee, Holy Rosary	22	10	45.45%	\$1,695.00		\$1,695.00	\$169.50	\$5,290.74	(\$3,595.74)	32.04%
Bottineau, St. Mark	200	43	21.50%	\$15,711.00	\$226.00	\$15,485.00	\$365.37	\$41,156.70	(\$25,445.70)	38.17%
Buchanan, St. Margaret	36	15	41.67%	\$5,362.48	\$140.00	\$5,222.48	\$357.50	\$5,642.78	(\$280.30)	95.03%
Buffalo, St. Thomas	43	13	30.23%	\$6,980.00		\$6,980.00	\$536.92	\$10,217.09	(\$3,237.09)	68.32%
Cando, Sacred Heart	82	25	30.49%	\$11,448.00	\$812.00	\$10,636.00	\$457.92	\$19,808.35	(\$8,360.35)	57.79%
Carrington, Sacred Heart	196	60	30.61%	\$32,166.00	\$3,650.00	\$28,516.00	\$536.10	\$38,771.49	(\$6,605.49)	82.96%
Casselton, St. Leo	257	62	24.12%	\$37,983.00	\$4,673.86	\$33,309.14	\$612.63	\$64,992.17	(\$27,009.17)	58.44%
Cavalier, St. Brigid	92	24	26.09%	\$10,426.00	\$0.00	\$10,426.00	\$434.42	\$21,890.32	(\$11,464.32)	47.63%
Cayuga, SS. Peter & Paul	26	19	73.08%	\$9,288.00	\$62.00	\$9,226.00	\$488.84	\$7,286.13	\$2,001.87	127.48%
Cooperstown, St. George	62	33	53.23%	\$10,815.00		\$10,815.00	\$327.73	\$13,911.24	(\$3,096.24)	77.74%
Crystal, St. Patrick	30	12	40.00%	\$4,615.00		\$4,615.00	\$384.58	\$8,518.23	(\$3,903.23)	54.18%
Dazey, St. Mary	37	17	45.95%	\$6,532.00	\$150.00	\$6,382.00	\$384.24	\$7,885.85	(\$1,353.85)	82.83%
Devils Lake, St. Joseph	970	260	26.80%	\$127,327.00	\$4,782.50	\$122,544.50	\$489.72	\$130,009.17	(\$2,682.17)	97.94%
Dickey, Assumption	27	8	29.63%	\$1,070.00	\$0.00	\$1,070.00	\$133.75	\$3,831.08	(\$2,761.08)	27.93%
Drake, St. Margaret Mary	79	24	30.38%	\$7,495.00	\$0.00	\$7,495.00	\$312.29	\$10,699.45	(\$3,204.45)	70.05%
Drayton, St. Edward	56	12	21.43%	\$6,034.00		\$6,034.00	\$502.83	\$11,825.72	(\$5,791.72)	51.02%
Dunseith, St. Michael the Archangel	107	14	13.08%	\$3,075.00	\$100.00	\$2,975.00	\$219.64	\$12,968.23	(\$9,893.23)	23.71%
Edgeley, Transfiguration	92	28	30.43%	\$11,921.00	\$50.00	\$11,871.00	\$425.75	\$23,602.57	(\$11,681.57)	50.51%
Ellendale, St. Helena	73	23	31.51%	\$9,769.00	\$800.00	\$8,969.00	\$424.74	\$19,369.93	(\$9,600.93)	50.43%
Enderlin, St. Patrick	79	23	29.11%	\$7,540.00	\$2,500.00	\$5,040.00	\$327.83	\$10,185.50	(\$2,645.50)	74.03%
Esmond, St. Boniface	43	16	37.21%	\$8,326.00		\$8,326.00	\$520.38	\$7,468.87	\$857.13	111.48%
Fairmount, St. Anthony	53	21	39.62%	\$6,900.00		\$6,900.00	\$328.57	\$9,542.75	(\$2,642.75)	72.31%
Fargo, Cathedral of St. Mary	436	120	27.52%	\$86,224.30	\$8,193.08	\$78,031.22	\$718.54	\$73,864.86	\$12,359.44	116.73%
Fargo, Holy Spirit	859	259	30.15%	\$157,462.88	\$11,415.60	\$146,047.28	\$607.96	\$143,630.29	\$13,832.59	109.63%
Fargo, Nativity	1,247	227	18.20%	\$93,024.04	\$3,229.38	\$89,794.66	\$409.80	\$134,548.83	(\$41,524.79)	69.14%
Fargo, SS. Anne & Joachim	1,679	361	21.50%	\$260,484.22	\$25,450.42	\$235,033.80	\$721.56	\$252,088.82	\$8,395.40	103.33%
Fargo, St. Anthony of Padua	652	206	31.60%	\$94,971.04	\$7,977.51	\$86,993.53	\$461.02	\$95,840.54	(\$869.50)	99.09%
Fargo, St. Paul Newman	30	22	73.33%	\$17,900.00	\$870.00	\$17,030.00	\$813.64	\$8,812.77	\$9,087.23	203.11%
Fessenden, St. Augustine	50	19	38.00%	\$8,100.00		\$8,100.00	\$426.32	\$10,569.95	(\$2,469.95)	76.63%



"Journey with Hope" – Hebrews 6:18-19

Diocese of Fargo
Status of 2025 God's Gift Appeal

Diocese of Fargo
Office of Stewardship and Development

Parish:	Number of Households	Number of Donors	Percent Participation	Total Amout of Gifts Pledged	Outstanding Pledge Balance	Total Amount of Gifts Received	Average Gift Amount	Parish Goal	Over/ Under to Goal	Percent to Goal
Fingal, Holy Trinity	63	22	34.92%	\$7,975.00	\$90.00	\$7,885.00	\$362.50	\$11,812.43	(\$3,837.43)	67.51%
Finley, St. Olaf	24	4	16.67%	\$510.00		\$510.00	\$127.50	\$4,642.50	(\$4,132.50)	10.99%
Forman, St. Mary	66	27	40.91%	\$13,342.48		\$13,342.48	\$494.17	\$13,341.73	\$0.75	100.01%
Fort Totten, Seven Dolors	37	4	10.81%	\$1,450.00	\$75.00	\$1,375.00	\$362.50	\$6,670.00	(\$5,220.00)	21.74%
Fullerton, St. Patrick	24	8	33.33%	\$8,100.00		\$8,100.00	\$1,012.50	\$6,636.00	\$1,464.00	122.06%
Geneseo, St. Martin	41	11	26.83%	\$5,135.00		\$5,135.00	\$466.82	\$6,701.49	(\$1,566.49)	76.62%
Grafton, St. John the Evangelist	487	88	18.07%	\$46,605.04	\$3,053.76	\$43,551.28	\$529.60	\$87,229.45	(\$40,624.41)	53.43%
Grand Forks, Holy Family	1,052	204	19.39%	\$84,828.00	\$5,518.32	\$79,309.68	\$415.82	\$140,859.94	(\$56,031.94)	60.22%
Grand Forks, St. Mary	410	92	22.44%	\$53,082.00	\$275.75	\$52,806.25	\$576.98	\$73,040.26	(\$19,958.26)	72.67%
Grand Forks, St. Michael	1,433	279	19.47%	\$138,479.00	\$8,022.50	\$130,456.50	\$496.34	\$208,832.52	(\$70,353.52)	66.31%
Grand Forks, St. Thomas Aquinas	39	12	30.77%	\$4,325.00	\$730.00	\$3,595.00	\$360.42	\$13,493.17	(\$9,168.17)	32.05%
Gwinner, St. Vincent	35	6	17.14%	\$3,020.00		\$3,020.00	\$503.33	\$7,209.51	(\$4,189.51)	41.89%
Hankinson, St. Philip	185	54	29.19%	\$21,620.00	\$100.00	\$21,520.00	\$400.37	\$30,878.94	(\$9,258.94)	70.02%
Harvey, St. Cecilia	238	96	40.34%	\$48,575.00	\$1,665.00	\$46,910.00	\$505.99	\$43,340.67	\$5,234.33	112.08%
Hillsboro, St. Rose of Lima	189	50	26.46%	\$21,973.00	\$1,180.01	\$20,792.99	\$439.46	\$28,591.06	(\$6,618.06)	76.85%
Hope, St. Agatha	55	22	40.00%	\$11,004.00		\$11,004.00	\$500.18	\$9,715.14	\$1,288.86	113.27%
Horace, St. Benedict	235	66	28.09%	\$44,625.83	\$3,710.00	\$40,915.83	\$676.15	\$62,009.82	(\$17,383.99)	71.97%
Hunter, St. Agnes	25	4	16.00%	\$1,800.00		\$1,800.00	\$450.00	\$7,230.59	(\$5,430.59)	24.89%
Jamestown, Basilica of St. James	997	230	23.07%	\$140,495.58	\$9,240.03	\$131,255.55	\$610.85	\$154,604.17	(\$14,108.59)	90.87%
Jessie, St. Lawrence	35	17	48.57%	\$9,596.00	\$50.00	\$9,546.00	\$564.47	\$8,120.35	\$1,475.65	118.17%
Karlsruhe, SS. Peter & Paul	37	6	16.22%	\$2,150.00	\$300.00	\$1,850.00	\$358.33	\$7,701.00	(\$5,551.00)	27.92%
Kensal, St. John	21	9	42.86%	\$3,450.00		\$3,450.00	\$383.33	\$6,110.39	(\$2,660.39)	56.46%
Kindred, St. Maurice	96	28	29.17%	\$15,923.92	\$1,457.50	\$14,466.42	\$568.71	\$19,885.76	(\$3,961.84)	80.08%
Knox, St. Mary	25	6	24.00%	\$3,680.00		\$3,680.00	\$613.33	\$4,401.86	(\$721.86)	83.60%
Lakota, St. Mary	66	24	36.36%	\$5,710.00	\$200.00	\$5,510.00	\$237.92	\$11,226.26	(\$5,516.26)	50.86%
Lamoure, Holy Rosary	100	47	47.00%	\$19,505.00	\$1,375.00	\$18,130.00	\$415.00	\$25,432.34	(\$5,927.34)	76.69%
Langdon, St. Alphonsus	319	87	27.27%	\$34,903.50	\$488.50	\$34,415.00	\$401.19	\$33,317.20	\$1,586.30	104.76%
Lankin, St. Joseph	30	15	50.00%	\$8,840.63	\$166.61	\$8,674.02	\$589.38	\$8,071.33	\$769.30	109.53%
Larimore, St. Stephen	151	30	19.87%	\$14,953.00	\$3,150.00	\$11,803.00	\$498.43	\$26,259.64	(\$11,306.64)	56.94%
Leeds, St. Vincent de Paul	25	7	28.00%	\$1,235.00	\$0.00	\$1,235.00	\$176.43	\$5,089.59	(\$3,854.59)	24.27%
Lidgerwood, St. Boniface	134	50	37.31%	\$25,180.00	\$4,190.00	\$20,990.00	\$503.60	\$23,021.28	\$2,158.72	109.38%
Lisbon, St. Aloysius	171	48	28.07%	\$16,181.36	\$850.00	\$15,331.36	\$337.11	\$32,405.53	(\$16,224.17)	49.93%
Maddock, St. William	49	19	38.78%	\$10,210.00		\$10,210.00	\$537.37	\$10,565.75	(\$355.75)	96.63%
Mantador, SS. Peter & Paul	55	26	47.27%	\$12,588.00		\$12,588.00	\$484.15	\$10,787.67	\$1,800.33	116.69%
Manvel, St. Timothy	131	38	29.01%	\$14,355.00	\$603.75	\$13,751.25	\$377.76	\$23,573.88	(\$9,218.88)	60.89%
Mayville, Our Lady of Peace	108	40	37.04%	\$20,468.00	\$263.00	\$20,205.00	\$511.70	\$27,042.03	(\$6,574.03)	75.69%
McClusky, Holy Family	19	4	21.05%	\$1,650.00		\$1,650.00	\$412.50	\$3,758.24	(\$2,108.24)	43.90%
McHenry, SS. Peter & Paul	26	17	65.38%	\$5,681.40	\$375.00	\$5,306.40	\$334.20	\$5,310.59	\$370.81	106.98%
Medina, St. Mary	30	16	53.33%	\$5,645.00		\$5,645.00	\$352.81	\$8,045.00	(\$2,400.00)	70.17%



"Journey with Hope" – Hebrews 6:18-19

Diocese of Fargo
Status of 2025 God's Gift Appeal

Diocese of Fargo
Office of Stewardship and Development

Parish:	Number of Households	Number of Donors	Percent Participation	Total Amout of Gifts Pledged	Outstanding Pledge Balance	Total Amount of Gifts Received	Average Gift Amount	Parish Goal	Over/ Under to Goal	Percent to Goal
Michigan, St. Lawrence O'Toole	44	14	31.82%	\$3,500.82	\$506.28	\$2,994.54	\$250.06	\$8,525.04	(\$5,024.22)	41.07%
Milnor, St. Arnold	64	17	26.56%	\$7,010.00		\$7,010.00	\$412.35	\$10,012.45	(\$3,002.45)	70.01%
Minto, Sacred Heart	167	54	32.34%	\$18,295.40	\$585.00	\$17,710.40	\$338.80	\$32,171.56	(\$13,876.16)	56.87%
Mooreton, St. Anthony	64	21	32.81%	\$9,010.00	\$450.00	\$8,560.00	\$429.05	\$13,635.43	(\$4,625.43)	66.08%
Munich, St. Mary	66	30	45.45%	\$23,375.00		\$23,375.00	\$779.17	\$16,385.41	\$6,989.59	142.66%
Napoleon, St. Philip Neri	250	90	36.00%	\$47,197.88	\$350.00	\$46,847.88	\$524.42	\$57,398.56	(\$10,200.68)	82.23%
Neché, SS. Nereus & Achilleus	23	7	30.43%	\$3,550.00	\$500.00	\$3,050.00	\$507.14	\$5,773.02	(\$2,223.02)	61.49%
Nekoma, St. Edward	19	6	31.58%	\$1,320.00	\$150.00	\$1,170.00	\$220.00	\$2,533.04	(\$1,213.04)	52.11%
New Rockford, St. John	172	62	36.05%	\$24,885.00	\$2,180.00	\$22,705.00	\$401.37	\$34,237.29	(\$9,352.29)	72.68%
Nortonville, Holy Spirit	21	8	38.10%	\$1,519.00		\$1,519.00	\$189.88	\$3,833.03	(\$2,314.03)	39.63%
Oakes, St. Charles Borromeo	165	59	35.76%	\$38,125.00	\$1,710.00	\$36,415.00	\$646.19	\$34,027.20	\$4,097.80	112.04%
Oakwood, Sacred Heart	38	16	42.11%	\$5,190.00	\$150.00	\$5,040.00	\$324.38	\$9,148.44	(\$3,958.44)	56.73%
Park River, St. Mary	158	69	43.67%	\$31,500.00	\$1,507.47	\$29,992.53	\$456.52	\$33,022.65	(\$1,522.65)	95.39%
Pembina, Assumption	40	19	47.50%	\$6,980.00	\$375.00	\$6,605.00	\$367.37	\$8,731.81	(\$1,751.81)	79.94%
Pisek, St. John Nepomucene	72	32	44.44%	\$13,961.00	\$150.00	\$13,811.00	\$436.28	\$14,805.65	(\$844.65)	94.30%
Reynolds, Our Lady of Perpetual Help	84	41	48.81%	\$20,966.00	\$1,030.00	\$19,936.00	\$511.37	\$24,804.83	(\$3,838.83)	84.52%
Rock Lake, Immaculate Heart of Mary	17	1	5.88%	\$300.00		\$300.00	\$300.00	\$4,219.06	(\$3,919.06)	7.11%
Rolette, Sacred Heart	60	14	23.33%	\$10,675.00		\$10,675.00	\$762.50	\$13,410.63	(\$2,735.63)	79.60%
Rolla, St. Joachim	61	17	27.87%	\$9,540.00	\$0.00	\$9,540.00	\$561.18	\$18,464.12	(\$8,924.12)	51.67%
Rugby, St. Therese/Little Flower	447	127	28.41%	\$50,624.33	\$2,045.00	\$48,579.33	\$398.62	\$72,622.27	(\$21,997.94)	69.71%
Saint John, St. John the Baptist	121	9	7.44%	\$2,100.00		\$2,100.00	\$233.33	\$18,309.43	(\$16,209.43)	11.47%
Saint Michael, St. Michael's Indian Mission	71	13	18.31%	\$13,600.00		\$13,600.00	\$1,046.15	\$14,225.71	(\$625.71)	95.60%
Sanborn, Sacred Heart	60	15	25.00%	\$4,301.00	\$300.00	\$4,001.00	\$286.73	\$11,287.56	(\$6,986.56)	38.10%
Selz, St. Anthony	37	20	54.05%	\$7,691.00	\$80.00	\$7,611.00	\$384.55	\$6,335.30	\$1,355.70	121.40%
Sheldon, Our Lady of the Scapular	46	13	28.26%	\$5,868.00	\$60.00	\$5,808.00	\$451.38	\$6,780.34	(\$912.34)	86.54%
Starkweather, Assumption of B.V.M.	19	9	47.37%	\$6,400.00	\$0.00	\$6,400.00	\$711.11	\$4,544.00	\$1,856.00	140.85%
Steele, St. Francis de Sales	85	28	32.94%	\$15,046.00	\$150.00	\$14,896.00	\$537.36	\$15,903.11	(\$857.11)	94.61%
Sykeston, St. Elizabeth	40	17	42.50%	\$5,250.00	\$140.00	\$5,110.00	\$308.82	\$7,855.09	(\$2,605.09)	66.84%
Tappen, St. Paul	25	4	16.00%	\$850.00		\$850.00	\$212.50	\$4,456.16	(\$3,606.16)	19.07%
Thompson, St. Jude	147	36	24.49%	\$21,875.00	\$1,722.50	\$20,152.50	\$607.64	\$27,708.16	(\$5,833.16)	78.95%
Tokio, Christ the King	6		0.00%	\$0.00				\$1,251.00	(\$1,251.00)	0.00%
Tolna, St. Joseph	28	14	50.00%	\$6,248.00	\$450.00	\$5,798.00	\$446.29	\$6,209.25	\$38.75	100.62%
Towner, St. Cecilia	109	39	35.78%	\$12,439.98	\$0.00	\$12,439.98	\$318.97	\$19,018.68	(\$6,578.70)	65.41%
Unaffiliated	1,231	49	3.98%	\$15,183.07	\$250.00	\$14,933.07	\$309.86	\$34,427.57	(\$19,244.50)	44.10%
Valley City, St. Catherine	457	142	31.07%	\$69,228.00	\$3,340.00	\$65,888.00	\$487.52	\$72,440.21	(\$3,212.21)	95.57%
Velva, St. Cecilia	138	29	21.01%	\$10,805.00	\$0.00	\$10,805.00	\$372.59	\$28,881.64	(\$18,076.64)	37.41%
Verona, St. Raphael	15	5	33.33%	\$1,775.00		\$1,775.00	\$355.00	\$2,080.80	(\$305.80)	85.30%
Veseleyville, St. Luke	24	18	75.00%	\$11,400.00	\$862.00	\$10,538.00	\$633.33	\$8,464.87	\$2,935.13	134.67%
Wahpeton, St. John	794	173	21.79%	\$68,399.00	\$4,164.00	\$64,235.00	\$395.37	\$115,121.79	(\$46,722.79)	59.41%



"Journey with Hope" – Hebrews 6:18-19

Diocese of Fargo
Status of 2025 God's Gift Appeal

Diocese of Fargo
Office of Stewardship and Development

Parish:	Number of Households	Number of Donors	Percent Participation	Total Amout of Gifts Pledged	Outstanding Pledge Balance	Total Amout of Gifts Received	Average Gift Amount	Parish Goal	Over/ Under to Goal	Percent to Goal
Walhalla, St. Boniface	151	23	15.23%	\$10,790.00	\$1,700.00	\$9,090.00	\$469.13	\$24,327.52	(\$13,537.52)	44.35%
Warsaw, St. Stanislaus	85	30	35.29%	\$18,115.00	\$200.00	\$17,915.00	\$603.83	\$25,064.67	(\$6,949.67)	72.27%
West Fargo, Blessed Sacrament	430	163	37.91%	\$68,546.00	\$4,976.50	\$63,569.50	\$420.53	\$71,975.59	(\$3,429.59)	95.24%
West Fargo, Holy Cross	2,089	301	14.41%	\$138,342.98	\$10,435.13	\$127,907.85	\$459.61	\$241,511.81	(\$103,168.83)	57.28%
Westhope, St. Andrew	64	9	14.06%	\$4,225.00	\$0.00	\$4,225.00	\$469.44	\$13,986.20	(\$9,761.20)	30.21%
Willow City, Notre Dame des Victoires	17	8	47.06%	\$4,350.00		\$4,350.00	\$543.75	\$4,102.19	\$247.81	106.04%
Wimbledon, St. Boniface	58	15	25.86%	\$6,715.00		\$6,715.00	\$447.67	\$10,239.88	(\$3,524.88)	65.58%
Windsor, St. Mathias of Windsor	28	14	50.00%	\$12,380.00	\$750.00	\$11,630.00	\$884.29	\$8,112.03	\$4,267.97	152.61%
Wishek, St. Patrick	67	22	32.84%	\$6,778.00	\$0.00	\$6,778.00	\$308.09	\$12,323.12	(\$5,545.12)	55.00%
Wyndmere, St. John the Baptist	90	38	42.22%	\$12,700.00	\$540.00	\$12,160.00	\$334.21	\$21,406.23	(\$8,706.23)	59.33%
Zeeland, St. Andrew	56	22	39.29%	\$13,735.00	\$60.00	\$13,675.00	\$624.32	\$16,782.50	(\$3,047.50)	81.84%
Totals:	24,005	5,907	24.61%	\$2,916,187.73	\$166,442.97	\$2,749,744.76	\$493.68	\$3,773,301.00	(\$857,113.27)	77.28%

Number of parishes:

- 100% of goal or above: 26
- 75% to 99% of goal: 33
- 50% to 74% of goal: 42
- 25% to 49% of goal: 16
- Below 25% of goal: 10



"Journey with Hope" - Hebrews 6:18-19

Diocese of Fargo
Status of 2025 God's Gift Appeal

Diocese of Fargo
Office of Stewardship and Development

Parish:	Number of Households	Number of Donors	Percent Participation	Total Amout of Gifts Pledged	Outstanding Pledge Balance	Total Amount of Gifts Received	Average Gift Amount	Parish Goal	Over/ Under to Goal	Percent to Goal
Totals for entire Diocese:	24,005	5,899	24.57%	\$2,909,101.73	\$174,640.70	\$2,734,461.03	\$493.15	\$3,773,301.00	(\$864,199.27)	77.10%
Anamoose, St. Francis Xavier	73	27	36.99%	\$10,210.20	\$540.75	\$9,669.45	\$378.16	\$12,272.58	(\$2,062.38)	83.20%
Aneta, Sacred Heart	14	6	42.86%	\$3,060.00		\$3,060.00	\$510.00	\$2,895.00	\$165.00	105.70%
Argusville, St. William	62	26	41.94%	\$12,260.00	\$982.50	\$11,277.50	\$471.54	\$13,333.01	(\$1,073.01)	91.95%
Ashley, St. David	32	12	37.50%	\$6,525.00	\$300.00	\$6,225.00	\$543.75	\$6,976.91	(\$451.91)	93.52%
Balta, Our Lady of Mt. Carmel	54	14	25.93%	\$6,455.04	\$306.26	\$6,148.78	\$461.07	\$8,385.14	(\$1,930.10)	76.98%
Bechyne, SS. Peter & Paul	35	21	60.00%	\$9,910.33	\$0.00	\$9,910.33	\$471.92	\$8,134.35	\$1,775.98	121.83%
Belcourt, St. Ann	165	22	13.33%	\$12,381.00	\$395.00	\$11,986.00	\$562.77	\$17,926.00	(\$5,545.00)	69.07%
Belcourt, St. Anthony	24	1	4.17%	\$400.00		\$400.00	\$400.00	\$3,865.10	(\$3,465.10)	10.35%
Belcourt, St. Benedict	48	7	14.58%	\$2,830.00	\$37.50	\$2,792.50	\$404.29	\$5,423.51	(\$2,593.51)	52.18%
Bisbee, Holy Rosary	22	10	45.45%	\$1,695.00		\$1,695.00	\$169.50	\$5,290.74	(\$3,595.74)	32.04%
Bottineau, St. Mark	200	43	21.50%	\$15,711.00	\$226.00	\$15,485.00	\$365.37	\$41,156.70	(\$25,445.70)	38.17%
Buchanan, St. Margaret	36	15	41.67%	\$5,362.48	\$140.00	\$5,222.48	\$357.50	\$5,642.78	(\$280.30)	95.03%
Buffalo, St. Thomas	43	13	30.23%	\$6,980.00		\$6,980.00	\$536.92	\$10,217.09	(\$3,237.09)	68.32%
Cando, Sacred Heart	82	25	30.49%	\$11,448.00	\$812.00	\$10,636.00	\$457.92	\$19,808.35	(\$8,360.35)	57.79%
Carrington, Sacred Heart	196	60	30.61%	\$32,166.00	\$3,650.00	\$28,516.00	\$536.10	\$38,771.49	(\$6,605.49)	82.96%
Casselton, St. Leo	257	61	23.74%	\$37,943.00	\$4,758.86	\$33,184.14	\$622.02	\$64,992.17	(\$27,049.17)	58.38%
Cavalier, St. Brigid	92	24	26.09%	\$10,426.00	\$0.00	\$10,426.00	\$434.42	\$21,890.32	(\$11,464.32)	47.63%
Cayuga, SS. Peter & Paul	26	19	73.08%	\$9,288.00	\$62.00	\$9,226.00	\$488.84	\$7,286.13	\$2,001.87	127.48%
Cooperstown, St. George	62	33	53.23%	\$10,815.00		\$10,815.00	\$327.73	\$13,911.24	(\$3,096.24)	77.74%
Crystal, St. Patrick	30	12	40.00%	\$4,615.00		\$4,615.00	\$384.58	\$8,518.23	(\$3,903.23)	54.18%
Dazey, St. Mary	37	17	45.95%	\$6,532.00	\$150.00	\$6,382.00	\$384.24	\$7,885.85	(\$1,353.85)	82.83%
Devils Lake, St. Joseph	970	260	26.80%	\$127,327.00	\$4,965.00	\$122,362.00	\$489.72	\$130,009.17	(\$2,682.17)	97.94%
Dickey, Assumption	27	8	29.63%	\$1,070.00	\$0.00	\$1,070.00	\$133.75	\$3,831.08	(\$2,761.08)	27.93%
Drake, St. Margaret Mary	79	24	30.38%	\$7,495.00	\$0.00	\$7,495.00	\$312.29	\$10,699.45	(\$3,204.45)	70.05%
Drayton, St. Edward	56	12	21.43%	\$6,034.00		\$6,034.00	\$502.83	\$11,825.72	(\$5,791.72)	51.02%
Dunseith, St. Michael the Archangel	107	14	13.08%	\$3,075.00	\$100.00	\$2,975.00	\$219.64	\$12,968.23	(\$9,893.23)	23.71%
Edgeley, Transfiguration	92	27	29.35%	\$11,521.00	\$50.00	\$11,471.00	\$426.70	\$23,602.57	(\$12,081.57)	48.81%
Ellendale, St. Helena	73	23	31.51%	\$9,769.00	\$1,000.00	\$8,769.00	\$424.74	\$19,369.93	(\$9,600.93)	50.43%
Enderlin, St. Patrick	79	23	29.11%	\$7,540.00	\$2,500.00	\$5,040.00	\$327.83	\$10,185.50	(\$2,645.50)	74.03%
Esmond, St. Boniface	43	16	37.21%	\$8,326.00		\$8,326.00	\$520.38	\$7,468.87	\$857.13	111.48%
Fairmount, St. Anthony	53	21	39.62%	\$6,900.00		\$6,900.00	\$328.57	\$9,542.75	(\$2,642.75)	72.31%
Fargo, Cathedral of St. Mary	436	120	27.52%	\$86,174.30	\$8,914.69	\$77,259.61	\$718.12	\$73,864.86	\$12,309.44	116.66%
Fargo, Holy Spirit	859	259	30.15%	\$157,212.88	\$11,980.60	\$145,232.28	\$607.00	\$143,630.29	\$13,582.59	109.46%
Fargo, Nativity	1,247	227	18.20%	\$93,024.04	\$3,378.13	\$89,645.91	\$409.80	\$134,548.83	(\$41,524.79)	69.14%
Fargo, SS. Anne & Joachim	1,679	360	21.44%	\$259,763.22	\$26,050.42	\$233,712.80	\$721.56	\$252,088.82	\$7,674.40	103.04%
Fargo, St. Anthony of Padua	652	206	31.60%	\$94,971.04	\$8,541.95	\$86,429.09	\$461.02	\$95,840.54	(\$869.50)	99.09%
Fargo, St. Paul Newman	30	22	73.33%	\$17,900.00	\$1,110.00	\$16,790.00	\$813.64	\$8,812.77	\$9,087.23	203.11%
Fessenden, St. Augustine	50	19	38.00%	\$8,100.00		\$8,100.00	\$426.32	\$10,569.95	(\$2,469.95)	76.63%



"Journey with Hope" - Hebrews 6:18-19

Diocese of Fargo
Status of 2025 God's Gift Appeal

Diocese of Fargo
Office of Stewardship and Development

Parish:	Number of Households	Number of Donors	Percent Participation	Total Amout of Gifts Pledged	Outstanding Pledge Balance	Total Amount of Gifts Received	Average Gift Amount	Parish Goal	Over/ Under to Goal	Percent to Goal
Fingal, Holy Trinity	63	22	34.92%	\$7,975.00	\$90.00	\$7,885.00	\$362.50	\$11,812.43	(\$3,837.43)	67.51%
Finley, St. Olaf	24	4	16.67%	\$510.00		\$510.00	\$127.50	\$4,642.50	(\$4,132.50)	10.99%
Forman, St. Mary	66	27	40.91%	\$13,342.48		\$13,342.48	\$494.17	\$13,341.73	\$0.75	100.01%
Fort Totten, Seven Dolors	37	4	10.81%	\$1,450.00	\$75.00	\$1,375.00	\$362.50	\$6,670.00	(\$5,220.00)	21.74%
Fullerton, St. Patrick	24	8	33.33%	\$8,100.00		\$8,100.00	\$1,012.50	\$6,636.00	\$1,464.00	122.06%
Geneseo, St. Martin	41	10	24.39%	\$3,910.00		\$3,910.00	\$391.00	\$6,701.49	(\$2,791.49)	58.35%
Grafton, St. John the Evangelist	487	87	17.86%	\$46,205.04	\$3,263.14	\$42,941.90	\$531.09	\$87,229.45	(\$41,024.41)	52.97%
Grand Forks, Holy Family	1,052	204	19.39%	\$84,828.00	\$5,518.32	\$79,309.68	\$415.82	\$140,859.94	(\$56,031.94)	60.22%
Grand Forks, St. Mary	410	92	22.44%	\$52,602.00	\$275.75	\$52,326.25	\$571.76	\$73,040.26	(\$20,438.26)	72.02%
Grand Forks, St. Michael	1,433	279	19.47%	\$137,679.00	\$8,427.50	\$129,251.50	\$493.47	\$208,832.52	(\$71,153.52)	65.93%
Grand Forks, St. Thomas Aquinas	39	12	30.77%	\$4,325.00	\$730.00	\$3,595.00	\$360.42	\$13,493.17	(\$9,168.17)	32.05%
Gwinner, St. Vincent	35	6	17.14%	\$3,020.00		\$3,020.00	\$503.33	\$7,209.51	(\$4,189.51)	41.89%
Hankinson, St. Philip	185	54	29.19%	\$21,620.00	\$100.00	\$21,520.00	\$400.37	\$30,878.94	(\$9,258.94)	70.02%
Harvey, St. Cecilia	238	96	40.34%	\$48,575.00	\$1,665.00	\$46,910.00	\$505.99	\$43,340.67	\$5,234.33	112.08%
Hillsboro, St. Rose of Lima	189	50	26.46%	\$21,788.00	\$1,396.68	\$20,391.32	\$435.76	\$28,591.06	(\$6,803.06)	76.21%
Hope, St. Agatha	55	22	40.00%	\$11,004.00		\$11,004.00	\$500.18	\$9,715.14	\$1,288.86	113.27%
Horace, St. Benedict	235	66	28.09%	\$44,560.83	\$4,035.00	\$40,525.83	\$675.16	\$62,009.82	(\$17,448.99)	71.86%
Hunter, St. Agnes	25	4	16.00%	\$1,800.00		\$1,800.00	\$450.00	\$7,230.59	(\$5,430.59)	24.89%
Jamestown, Basilica of St. James	997	229	22.97%	\$140,095.58	\$9,490.03	\$130,605.55	\$611.77	\$154,604.17	(\$14,508.59)	90.62%
Jessie, St. Lawrence	35	17	48.57%	\$9,596.00	\$50.00	\$9,546.00	\$564.47	\$8,120.35	\$1,475.65	118.17%
Karlsruhe, SS. Peter & Paul	37	6	16.22%	\$2,150.00	\$300.00	\$1,850.00	\$358.33	\$7,701.00	(\$5,551.00)	27.92%
Kensal, St. John	21	9	42.86%	\$3,450.00		\$3,450.00	\$383.33	\$6,110.39	(\$2,660.39)	56.46%
Kindred, St. Maurice	96	28	29.17%	\$15,923.92	\$1,457.50	\$14,466.42	\$568.71	\$19,885.76	(\$3,961.84)	80.08%
Knox, St. Mary	25	6	24.00%	\$3,680.00		\$3,680.00	\$613.33	\$4,401.86	(\$721.86)	83.60%
Lakota, St. Mary	66	24	36.36%	\$5,710.00	\$200.00	\$5,510.00	\$237.92	\$11,226.26	(\$5,516.26)	50.86%
Lamoure, Holy Rosary	100	47	47.00%	\$19,505.00	\$1,375.00	\$18,130.00	\$415.00	\$25,432.34	(\$5,927.34)	76.69%
Langdon, St. Alphonsus	319	87	27.27%	\$34,903.50	\$488.50	\$34,415.00	\$401.19	\$33,317.20	\$1,586.30	104.76%
Lankin, St. Joseph	30	15	50.00%	\$8,840.63	\$166.61	\$8,674.02	\$589.38	\$8,071.33	\$769.30	109.53%
Larimore, St. Stephen	151	30	19.87%	\$14,953.00	\$3,500.00	\$11,453.00	\$498.43	\$26,259.64	(\$11,306.64)	56.94%
Leeds, St. Vincent de Paul	25	7	28.00%	\$1,235.00	\$0.00	\$1,235.00	\$176.43	\$5,089.59	(\$3,854.59)	24.27%
Lidgerwood, St. Boniface	134	50	37.31%	\$25,180.00	\$4,315.00	\$20,865.00	\$503.60	\$23,021.28	\$2,158.72	109.38%
Lisbon, St. Aloysius	171	48	28.07%	\$16,181.36	\$950.00	\$15,231.36	\$337.11	\$32,405.53	(\$16,224.17)	49.93%
Maddock, St. William	49	19	38.78%	\$10,210.00		\$10,210.00	\$537.37	\$10,565.75	(\$355.75)	96.63%
Mantador, SS. Peter & Paul	55	26	47.27%	\$12,588.00		\$12,588.00	\$484.15	\$10,787.67	\$1,800.33	116.69%
Manvel, St. Timothy	131	38	29.01%	\$14,355.00	\$728.75	\$13,626.25	\$377.76	\$23,573.88	(\$9,218.88)	60.89%
Mayville, Our Lady of Peace	108	40	37.04%	\$20,468.00	\$388.00	\$20,080.00	\$511.70	\$27,042.03	(\$6,574.03)	75.69%
McClusky, Holy Family	19	4	21.05%	\$1,650.00		\$1,650.00	\$412.50	\$3,758.24	(\$2,108.24)	43.90%
McHenry, SS. Peter & Paul	26	17	65.38%	\$5,681.40	\$375.00	\$5,306.40	\$334.20	\$5,310.59	\$370.81	106.98%
Medina, St. Mary	30	16	53.33%	\$5,645.00		\$5,645.00	\$352.81	\$8,045.00	(\$2,400.00)	70.17%



"Journey with Hope" - Hebrews 6:18-19

Diocese of Fargo
Status of 2025 God's Gift Appeal

Diocese of Fargo
Office of Stewardship and Development

Parish:	Number of Households	Number of Donors	Percent Participation	Total Amout of Gifts Pledged	Outstanding Pledge Balance	Total Amount of Gifts Received	Average Gift Amount	Parish Goal	Over/ Under to Goal	Percent to Goal
Michigan, St. Lawrence O'Toole	44	14	31.82%	\$3,500.82	\$506.28	\$2,994.54	\$250.06	\$8,525.04	(\$5,024.22)	41.07%
Milnor, St. Arnold	64	17	26.56%	\$7,010.00		\$7,010.00	\$412.35	\$10,012.45	(\$3,002.45)	70.01%
Minto, Sacred Heart	167	54	32.34%	\$18,295.40	\$635.00	\$17,660.40	\$338.80	\$32,171.56	(\$13,876.16)	56.87%
Mooreton, St. Anthony	64	21	32.81%	\$9,010.00	\$450.00	\$8,560.00	\$429.05	\$13,635.43	(\$4,625.43)	66.08%
Munich, St. Mary	66	30	45.45%	\$23,375.00		\$23,375.00	\$779.17	\$16,385.41	\$6,989.59	142.66%
Napoleon, St. Philip Neri	250	90	36.00%	\$47,172.88	\$430.00	\$46,742.88	\$524.14	\$57,398.56	(\$10,225.68)	82.18%
Neché, SS. Nereus & Achilleus	23	7	30.43%	\$3,550.00	\$500.00	\$3,050.00	\$507.14	\$5,773.02	(\$2,223.02)	61.49%
Nekoma, St. Edward	19	6	31.58%	\$1,320.00	\$200.00	\$1,120.00	\$220.00	\$2,533.04	(\$1,213.04)	52.11%
New Rockford, St. John	172	62	36.05%	\$24,885.00	\$2,180.00	\$22,705.00	\$401.37	\$34,237.29	(\$9,352.29)	72.68%
Nortonville, Holy Spirit	21	8	38.10%	\$1,519.00		\$1,519.00	\$189.88	\$3,833.03	(\$2,314.03)	39.63%
Oakes, St. Charles Borromeo	165	59	35.76%	\$38,125.00	\$1,740.00	\$36,385.00	\$646.19	\$34,027.20	\$4,097.80	112.04%
Oakwood, Sacred Heart	38	16	42.11%	\$5,190.00	\$150.00	\$5,040.00	\$324.38	\$9,148.44	(\$3,958.44)	56.73%
Park River, St. Mary	158	68	43.04%	\$30,500.00	\$1,673.10	\$28,826.90	\$448.53	\$33,022.65	(\$2,522.65)	92.36%
Pembina, Assumption	40	19	47.50%	\$6,980.00	\$525.00	\$6,455.00	\$367.37	\$8,731.81	(\$1,751.81)	79.94%
Pisek, St. John Nepomucene	72	32	44.44%	\$13,961.00	\$150.00	\$13,811.00	\$436.28	\$14,805.65	(\$844.65)	94.30%
Reynolds, Our Lady of Perpetual Help	84	41	48.81%	\$20,926.00	\$1,030.00	\$19,896.00	\$510.39	\$24,804.83	(\$3,878.83)	84.36%
Rock Lake, Immaculate Heart of Mary	17	1	5.88%	\$300.00		\$300.00	\$300.00	\$4,219.06	(\$3,919.06)	7.11%
Rolette, Sacred Heart	60	14	23.33%	\$10,675.00		\$10,675.00	\$762.50	\$13,410.63	(\$2,735.63)	79.60%
Rolla, St. Joachim	61	17	27.87%	\$9,540.00	\$0.00	\$9,540.00	\$561.18	\$18,464.12	(\$8,924.12)	51.67%
Rugby, St. Therese/Little Flower	447	127	28.41%	\$50,624.33	\$2,195.00	\$48,429.33	\$398.62	\$72,622.27	(\$21,997.94)	69.71%
Saint John, St. John the Baptist	121	9	7.44%	\$2,100.00		\$2,100.00	\$233.33	\$18,309.43	(\$16,209.43)	11.47%
Saint Michael, St. Michael's Indian Mission	71	13	18.31%	\$13,600.00		\$13,600.00	\$1,046.15	\$14,225.71	(\$625.71)	95.60%
Sanborn, Sacred Heart	60	15	25.00%	\$4,301.00	\$300.00	\$4,001.00	\$286.73	\$11,287.56	(\$6,986.56)	38.10%
Selz, St. Anthony	37	20	54.05%	\$7,691.00	\$80.00	\$7,611.00	\$384.55	\$6,335.30	\$1,355.70	121.40%
Sheldon, Our Lady of the Scapular	46	13	28.26%	\$5,868.00	\$60.00	\$5,808.00	\$451.38	\$6,780.34	(\$912.34)	86.54%
Starkweather, Assumption of B.V.M.	19	9	47.37%	\$6,400.00	\$0.00	\$6,400.00	\$711.11	\$4,544.00	\$1,856.00	140.85%
Steele, St. Francis de Sales	85	28	32.94%	\$15,046.00	\$150.00	\$14,896.00	\$537.36	\$15,903.11	(\$857.11)	94.61%
Sykeston, St. Elizabeth	40	17	42.50%	\$5,250.00	\$140.00	\$5,110.00	\$308.82	\$7,855.09	(\$2,605.09)	66.84%
Tappen, St. Paul	25	4	16.00%	\$850.00		\$850.00	\$212.50	\$4,456.16	(\$3,606.16)	19.07%
Thompson, St. Jude	147	36	24.49%	\$21,775.00	\$2,015.00	\$19,760.00	\$604.86	\$27,708.16	(\$5,933.16)	78.59%
Tokio, Christ the King	6		0.00%	\$0.00				\$1,251.00	(\$1,251.00)	0.00%
Tolna, St. Joseph	28	14	50.00%	\$6,248.00	\$450.00	\$5,798.00	\$446.29	\$6,209.25	\$38.75	100.62%
Towner, St. Cecilia	109	38	34.86%	\$11,939.98	\$0.00	\$11,939.98	\$314.21	\$19,018.68	(\$7,078.70)	62.78%
Unaffiliated	1,231	49	3.98%	\$15,133.07	\$250.00	\$14,883.07	\$308.84	\$34,427.57	(\$19,294.50)	43.96%
Valley City, St. Catherine	457	142	31.07%	\$69,213.00	\$3,565.00	\$65,648.00	\$487.42	\$72,440.21	(\$3,227.21)	95.55%
Velva, St. Cecilia	138	29	21.01%	\$10,805.00	\$0.00	\$10,805.00	\$372.59	\$28,881.64	(\$18,076.64)	37.41%
Verona, St. Raphael	15	5	33.33%	\$1,775.00		\$1,775.00	\$355.00	\$2,080.80	(\$305.80)	85.30%
Veseleyville, St. Luke	24	18	75.00%	\$11,400.00	\$862.00	\$10,538.00	\$633.33	\$8,464.87	\$2,935.13	134.67%
Wahpeton, St. John	794	173	21.79%	\$68,364.00	\$4,499.00	\$63,865.00	\$395.17	\$115,121.79	(\$46,757.79)	59.38%



"Journey with Hope" – Hebrews 6:18-19

Diocese of Fargo
Status of 2025 God's Gift Appeal

Diocese of Fargo
Office of Stewardship and Development

Parish:	Number of Households	Number of Donors	Percent Participation	Total Amout of Gifts Pledged	Outstanding Pledge Balance	Total Amout of Gifts Received	Average Gift Amount	Parish Goal	Over/ Under to Goal	Percent to Goal
Walhalla, St. Boniface	151	23	15.23%	\$10,790.00	\$1,700.00	\$9,090.00	\$469.13	\$24,327.52	(\$13,537.52)	44.35%
Warsaw, St. Stanislaus	85	30	35.29%	\$18,115.00	\$200.00	\$17,915.00	\$603.83	\$25,064.67	(\$6,949.67)	72.27%
West Fargo, Blessed Sacrament	430	163	37.91%	\$68,546.00	\$5,069.00	\$63,477.00	\$420.53	\$71,975.59	(\$3,429.59)	95.24%
West Fargo, Holy Cross	2,089	301	14.41%	\$138,037.98	\$11,023.88	\$127,014.10	\$458.60	\$241,511.81	(\$103,473.83)	57.16%
Westhope, St. Andrew	64	9	14.06%	\$4,225.00	\$0.00	\$4,225.00	\$469.44	\$13,986.20	(\$9,761.20)	30.21%
Willow City, Notre Dame des Victoires	17	8	47.06%	\$4,350.00		\$4,350.00	\$543.75	\$4,102.19	\$247.81	106.04%
Wimbledon, St. Boniface	58	15	25.86%	\$6,715.00		\$6,715.00	\$447.67	\$10,239.88	(\$3,524.88)	65.58%
Windsor, St. Mathias of Windsor	28	14	50.00%	\$12,380.00	\$750.00	\$11,630.00	\$884.29	\$8,112.03	\$4,267.97	152.61%
Wishek, St. Patrick	67	22	32.84%	\$6,778.00	\$0.00	\$6,778.00	\$308.09	\$12,323.12	(\$5,545.12)	55.00%
Wyndmere, St. John the Baptist	90	38	42.22%	\$12,700.00	\$790.00	\$11,910.00	\$334.21	\$21,406.23	(\$8,706.23)	59.33%
Zeeland, St. Andrew	56	22	39.29%	\$13,735.00	\$60.00	\$13,675.00	\$624.32	\$16,782.50	(\$3,047.50)	81.84%
Totals:	24,005	5,899	24.57%	\$2,909,101.73	\$174,640.70	\$2,734,461.03	\$493.15	\$3,773,301.00	(\$864,199.27)	77.10%

Number of parishes:

- 100% of goal or above: 26
- 75% to 99% of goal: 32
- 50% to 74% of goal: 42
- 25% to 49% of goal: 17
- Below 25% of goal: 10



"Journey with Hope" – Hebrews 6:18-19

Diocese of Fargo
Status of 2025 God's Gift Appeal

Diocese of Fargo
Office of Stewardship and Development

Parish:	Number of Households	Number of Donors	Percent Participation	Total Amout of Gifts Pledged	Outstanding Pledge Balance	Total Amount of Gifts Received	Average Gift Amount	Parish Goal	Over/ Under to Goal	Percent to Goal
Totals for entire Diocese:	24,005	5,890	24.54%	\$2,903,227.48	\$184,794.05	\$2,718,433.43	\$492.91	\$3,773,301.00	(\$870,073.52)	76.94%
Anamoose, St. Francis Xavier	73	27	36.99%	\$10,210.20	\$648.90	\$9,561.30	\$378.16	\$12,272.58	(\$2,062.38)	83.20%
Aneta, Sacred Heart	14	6	42.86%	\$3,060.00		\$3,060.00	\$510.00	\$2,895.00	\$165.00	105.70%
Argusville, St. William	62	26	41.94%	\$12,260.00	\$982.50	\$11,277.50	\$471.54	\$13,333.01	(\$1,073.01)	91.95%
Ashley, St. David	32	12	37.50%	\$6,525.00	\$500.00	\$6,025.00	\$543.75	\$6,976.91	(\$451.91)	93.52%
Balta, Our Lady of Mt. Carmel	54	14	25.93%	\$6,455.04	\$306.26	\$6,148.78	\$461.07	\$8,385.14	(\$1,930.10)	76.98%
Bechyne, SS. Peter & Paul	35	21	60.00%	\$9,910.33	\$0.00	\$9,910.33	\$471.92	\$8,134.35	\$1,775.98	121.83%
Belcourt, St. Ann	165	22	13.33%	\$12,381.00	\$395.00	\$11,986.00	\$562.77	\$17,926.00	(\$5,545.00)	69.07%
Belcourt, St. Anthony	24	1	4.17%	\$400.00		\$400.00	\$400.00	\$3,865.10	(\$3,465.10)	10.35%
Belcourt, St. Benedict	48	7	14.58%	\$2,830.00	\$37.50	\$2,792.50	\$404.29	\$5,423.51	(\$2,593.51)	52.18%
Bisbee, Holy Rosary	22	10	45.45%	\$1,695.00		\$1,695.00	\$169.50	\$5,290.74	(\$3,595.74)	32.04%
Bottineau, St. Mark	200	43	21.50%	\$15,711.00	\$226.00	\$15,485.00	\$365.37	\$41,156.70	(\$25,445.70)	38.17%
Buchanan, St. Margaret	36	15	41.67%	\$5,362.48	\$140.00	\$5,222.48	\$357.50	\$5,642.78	(\$280.30)	95.03%
Buffalo, St. Thomas	43	13	30.23%	\$6,980.00		\$6,980.00	\$536.92	\$10,217.09	(\$3,237.09)	68.32%
Cando, Sacred Heart	82	25	30.49%	\$11,448.00	\$812.00	\$10,636.00	\$457.92	\$19,808.35	(\$8,360.35)	57.79%
Carrington, Sacred Heart	196	60	30.61%	\$32,086.00	\$3,650.00	\$28,436.00	\$534.77	\$38,771.49	(\$6,685.49)	82.76%
Casselton, St. Leo	257	61	23.74%	\$37,943.00	\$4,867.95	\$33,075.05	\$622.02	\$64,992.17	(\$27,049.17)	58.38%
Cavalier, St. Brigid	92	24	26.09%	\$10,376.00	\$0.00	\$10,376.00	\$432.33	\$21,890.32	(\$11,514.32)	47.40%
Cayuga, SS. Peter & Paul	26	19	73.08%	\$9,288.00	\$62.00	\$9,226.00	\$488.84	\$7,286.13	\$2,001.87	127.48%
Cooperstown, St. George	62	33	53.23%	\$10,815.00		\$10,815.00	\$327.73	\$13,911.24	(\$3,096.24)	77.74%
Crystal, St. Patrick	30	12	40.00%	\$4,615.00		\$4,615.00	\$384.58	\$8,518.23	(\$3,903.23)	54.18%
Dazey, St. Mary	37	17	45.95%	\$6,532.00	\$200.00	\$6,332.00	\$384.24	\$7,885.85	(\$1,353.85)	82.83%
Devils Lake, St. Joseph	970	260	26.80%	\$127,327.00	\$5,300.00	\$122,027.00	\$489.72	\$130,009.17	(\$2,682.17)	97.94%
Dickey, Assumption	27	8	29.63%	\$1,070.00	\$0.00	\$1,070.00	\$133.75	\$3,831.08	(\$2,761.08)	27.93%
Drake, St. Margaret Mary	79	24	30.38%	\$7,495.00	\$0.00	\$7,495.00	\$312.29	\$10,699.45	(\$3,204.45)	70.05%
Drayton, St. Edward	56	12	21.43%	\$6,034.00		\$6,034.00	\$502.83	\$11,825.72	(\$5,791.72)	51.02%
Dunseith, St. Michael the Archangel	107	14	13.08%	\$3,075.00	\$100.00	\$2,975.00	\$219.64	\$12,968.23	(\$9,893.23)	23.71%
Edgeley, Transfiguration	92	27	29.35%	\$11,521.00	\$50.00	\$11,471.00	\$426.70	\$23,602.57	(\$12,081.57)	48.81%
Ellendale, St. Helena	73	23	31.51%	\$9,769.00	\$1,000.00	\$8,769.00	\$424.74	\$19,369.93	(\$9,600.93)	50.43%
Enderlin, St. Patrick	79	23	29.11%	\$7,540.00	\$2,500.00	\$5,040.00	\$327.83	\$10,185.50	(\$2,645.50)	74.03%
Esmond, St. Boniface	43	16	37.21%	\$8,326.00		\$8,326.00	\$520.38	\$7,468.87	\$857.13	111.48%
Fairmount, St. Anthony	53	21	39.62%	\$6,900.00		\$6,900.00	\$328.57	\$9,542.75	(\$2,642.75)	72.31%
Fargo, Cathedral of St. Mary	436	120	27.52%	\$86,074.30	\$9,294.69	\$76,779.61	\$717.29	\$73,864.86	\$12,209.44	116.53%
Fargo, Holy Spirit	859	259	30.15%	\$156,762.88	\$12,450.71	\$144,312.17	\$605.26	\$143,630.29	\$13,132.59	109.14%
Fargo, Nativity	1,247	226	18.12%	\$92,859.04	\$3,534.13	\$89,324.91	\$410.88	\$134,548.83	(\$41,689.79)	69.02%
Fargo, SS. Anne & Joachim	1,679	359	21.38%	\$258,453.22	\$27,165.42	\$231,287.80	\$719.93	\$252,088.82	\$6,364.40	102.52%
Fargo, St. Anthony of Padua	652	206	31.60%	\$95,031.04	\$9,145.70	\$85,885.34	\$461.32	\$95,840.54	(\$809.50)	99.16%
Fargo, St. Paul Newman	30	22	73.33%	\$17,900.00	\$1,110.00	\$16,790.00	\$813.64	\$8,812.77	\$9,087.23	203.11%
Fessenden, St. Augustine	50	19	38.00%	\$8,100.00		\$8,100.00	\$426.32	\$10,569.95	(\$2,469.95)	76.63%



"Journey with Hope" - Hebrews 6:18-19

Diocese of Fargo
Status of 2025 God's Gift Appeal

Diocese of Fargo
Office of Stewardship and Development

Parish:	Number of Households	Number of Donors	Percent Participation	Total Amout of Gifts Pledged	Outstanding Pledge Balance	Total Amount of Gifts Received	Average Gift Amount	Parish Goal	Over/ Under to Goal	Percent to Goal
Fingal, Holy Trinity	63	22	34.92%	\$7,975.00	\$90.00	\$7,885.00	\$362.50	\$11,812.43	(\$3,837.43)	67.51%
Finley, St. Olaf	24	4	16.67%	\$510.00		\$510.00	\$127.50	\$4,642.50	(\$4,132.50)	10.99%
Forman, St. Mary	66	26	39.39%	\$13,338.73		\$13,338.73	\$513.03	\$13,341.73	(\$3.00)	99.98%
Fort Totten, Seven Dolors	37	4	10.81%	\$1,450.00	\$75.00	\$1,375.00	\$362.50	\$6,670.00	(\$5,220.00)	21.74%
Fullerton, St. Patrick	24	8	33.33%	\$8,100.00		\$8,100.00	\$1,012.50	\$6,636.00	\$1,464.00	122.06%
Geneseo, St. Martin	41	10	24.39%	\$3,910.00		\$3,910.00	\$391.00	\$6,701.49	(\$2,791.49)	58.35%
Grafton, St. John the Evangelist	487	87	17.86%	\$46,205.04	\$3,263.14	\$42,941.90	\$531.09	\$87,229.45	(\$41,024.41)	52.97%
Grand Forks, Holy Family	1,052	204	19.39%	\$85,278.00	\$7,213.32	\$78,064.68	\$418.03	\$140,859.94	(\$55,581.94)	60.54%
Grand Forks, St. Mary	410	92	22.44%	\$52,452.00	\$275.75	\$52,176.25	\$570.13	\$73,040.26	(\$20,588.26)	71.81%
Grand Forks, St. Michael	1,433	279	19.47%	\$137,679.00	\$9,015.00	\$128,664.00	\$493.47	\$208,832.52	(\$71,153.52)	65.93%
Grand Forks, St. Thomas Aquinas	39	12	30.77%	\$4,325.00	\$800.00	\$3,525.00	\$360.42	\$13,493.17	(\$9,168.17)	32.05%
Gwinner, St. Vincent	35	6	17.14%	\$3,020.00		\$3,020.00	\$503.33	\$7,209.51	(\$4,189.51)	41.89%
Hankinson, St. Philip	185	54	29.19%	\$21,620.00	\$100.00	\$21,520.00	\$400.37	\$30,878.94	(\$9,258.94)	70.02%
Harvey, St. Cecilia	238	96	40.34%	\$48,575.00	\$1,685.00	\$46,890.00	\$505.99	\$43,340.67	\$5,234.33	112.08%
Hillsboro, St. Rose of Lima	189	50	26.46%	\$21,788.00	\$1,396.68	\$20,391.32	\$435.76	\$28,591.06	(\$6,803.06)	76.21%
Hope, St. Agatha	55	22	40.00%	\$11,004.00		\$11,004.00	\$500.18	\$9,715.14	\$1,288.86	113.27%
Horace, St. Benedict	235	66	28.09%	\$44,123.33	\$4,140.00	\$39,983.33	\$668.54	\$62,009.82	(\$17,886.49)	71.16%
Hunter, St. Agnes	25	4	16.00%	\$1,800.00		\$1,800.00	\$450.00	\$7,230.59	(\$5,430.59)	24.89%
Jamestown, Basilica of St. James	997	228	22.87%	\$138,095.58	\$9,656.70	\$128,438.88	\$605.68	\$154,604.17	(\$16,508.59)	89.32%
Jessie, St. Lawrence	35	17	48.57%	\$9,596.00	\$50.00	\$9,546.00	\$564.47	\$8,120.35	\$1,475.65	118.17%
Karlsruhe, SS. Peter & Paul	37	6	16.22%	\$2,150.00	\$300.00	\$1,850.00	\$358.33	\$7,701.00	(\$5,551.00)	27.92%
Kensal, St. John	21	9	42.86%	\$3,450.00		\$3,450.00	\$383.33	\$6,110.39	(\$2,660.39)	56.46%
Kindred, St. Maurice	96	28	29.17%	\$15,923.92	\$1,507.50	\$14,416.42	\$568.71	\$19,885.76	(\$3,961.84)	80.08%
Knox, St. Mary	25	6	24.00%	\$3,680.00		\$3,680.00	\$613.33	\$4,401.86	(\$721.86)	83.60%
Lakota, St. Mary	66	24	36.36%	\$5,710.00	\$200.00	\$5,510.00	\$237.92	\$11,226.26	(\$5,516.26)	50.86%
Lamoure, Holy Rosary	100	47	47.00%	\$19,505.00	\$1,562.50	\$17,942.50	\$415.00	\$25,432.34	(\$5,927.34)	76.69%
Langdon, St. Alphonsus	319	87	27.27%	\$34,903.50	\$488.50	\$34,415.00	\$401.19	\$33,317.20	\$1,586.30	104.76%
Lankin, St. Joseph	30	15	50.00%	\$8,840.63	\$199.94	\$8,640.69	\$589.38	\$8,071.33	\$769.30	109.53%
Larimore, St. Stephen	151	30	19.87%	\$14,953.00	\$3,500.00	\$11,453.00	\$498.43	\$26,259.64	(\$11,306.64)	56.94%
Leeds, St. Vincent de Paul	25	7	28.00%	\$1,235.00	\$0.00	\$1,235.00	\$176.43	\$5,089.59	(\$3,854.59)	24.27%
Lidgerwood, St. Boniface	134	50	37.31%	\$25,180.00	\$4,445.00	\$20,735.00	\$503.60	\$23,021.28	\$2,158.72	109.38%
Lisbon, St. Aloysius	171	48	28.07%	\$16,181.36	\$950.00	\$15,231.36	\$337.11	\$32,405.53	(\$16,224.17)	49.93%
Maddock, St. William	49	19	38.78%	\$10,210.00		\$10,210.00	\$537.37	\$10,565.75	(\$355.75)	96.63%
Mantador, SS. Peter & Paul	55	26	47.27%	\$12,588.00		\$12,588.00	\$484.15	\$10,787.67	\$1,800.33	116.69%
Manvel, St. Timothy	131	38	29.01%	\$14,355.00	\$760.00	\$13,595.00	\$377.76	\$23,573.88	(\$9,218.88)	60.89%
Mayville, Our Lady of Peace	108	40	37.04%	\$20,468.00	\$388.00	\$20,080.00	\$511.70	\$27,042.03	(\$6,574.03)	75.69%
McClusky, Holy Family	19	4	21.05%	\$1,650.00		\$1,650.00	\$412.50	\$3,758.24	(\$2,108.24)	43.90%
McHenry, SS. Peter & Paul	26	17	65.38%	\$5,681.40	\$395.00	\$5,286.40	\$334.20	\$5,310.59	\$370.81	106.98%
Medina, St. Mary	30	16	53.33%	\$5,645.00		\$5,645.00	\$352.81	\$8,045.00	(\$2,400.00)	70.17%



"Journey with Hope" - Hebrews 6:18-19

Diocese of Fargo
Status of 2025 God's Gift Appeal

Diocese of Fargo
Office of Stewardship and Development

Parish:	Number of Households	Number of Donors	Percent Participation	Total Amout of Gifts Pledged	Outstanding Pledge Balance	Total Amount of Gifts Received	Average Gift Amount	Parish Goal	Over/ Under to Goal	Percent to Goal
Michigan, St. Lawrence O'Toole	44	14	31.82%	\$3,500.82	\$506.28	\$2,994.54	\$250.06	\$8,525.04	(\$5,024.22)	41.07%
Milnor, St. Arnold	64	17	26.56%	\$7,010.00		\$7,010.00	\$412.35	\$10,012.45	(\$3,002.45)	70.01%
Minto, Sacred Heart	167	54	32.34%	\$18,295.40	\$635.00	\$17,660.40	\$338.80	\$32,171.56	(\$13,876.16)	56.87%
Mooreton, St. Anthony	64	21	32.81%	\$9,010.00	\$450.00	\$8,560.00	\$429.05	\$13,635.43	(\$4,625.43)	66.08%
Munich, St. Mary	66	30	45.45%	\$23,375.00		\$23,375.00	\$779.17	\$16,385.41	\$6,989.59	142.66%
Napoleon, St. Philip Neri	250	90	36.00%	\$47,172.88	\$485.00	\$46,687.88	\$524.14	\$57,398.56	(\$10,225.68)	82.18%
Neché, SS. Nereus & Achilleus	23	7	30.43%	\$3,550.00	\$500.00	\$3,050.00	\$507.14	\$5,773.02	(\$2,223.02)	61.49%
Nekoma, St. Edward	19	6	31.58%	\$1,320.00	\$200.00	\$1,120.00	\$220.00	\$2,533.04	(\$1,213.04)	52.11%
New Rockford, St. John	172	61	35.47%	\$24,385.00	\$2,180.00	\$22,205.00	\$399.75	\$34,237.29	(\$9,852.29)	71.22%
Nortonville, Holy Spirit	21	8	38.10%	\$1,519.00		\$1,519.00	\$189.88	\$3,833.03	(\$2,314.03)	39.63%
Oakes, St. Charles Borromeo	165	59	35.76%	\$38,125.00	\$3,440.00	\$34,685.00	\$646.19	\$34,027.20	\$4,097.80	112.04%
Oakwood, Sacred Heart	38	16	42.11%	\$5,190.00	\$150.00	\$5,040.00	\$324.38	\$9,148.44	(\$3,958.44)	56.73%
Park River, St. Mary	158	68	43.04%	\$30,500.00	\$1,798.10	\$28,701.90	\$448.53	\$33,022.65	(\$2,522.65)	92.36%
Pembina, Assumption	40	19	47.50%	\$6,980.00	\$600.00	\$6,380.00	\$367.37	\$8,731.81	(\$1,751.81)	79.94%
Pisek, St. John Nepomucene	72	31	43.06%	\$13,816.00	\$150.00	\$13,666.00	\$445.68	\$14,805.65	(\$989.65)	93.32%
Reynolds, Our Lady of Perpetual Help	84	41	48.81%	\$20,926.00	\$1,280.00	\$19,646.00	\$510.39	\$24,804.83	(\$3,878.83)	84.36%
Rock Lake, Immaculate Heart of Mary	17	1	5.88%	\$300.00		\$300.00	\$300.00	\$4,219.06	(\$3,919.06)	7.11%
Rolette, Sacred Heart	60	14	23.33%	\$10,675.00		\$10,675.00	\$762.50	\$13,410.63	(\$2,735.63)	79.60%
Rolla, St. Joachim	61	17	27.87%	\$9,540.00	\$0.00	\$9,540.00	\$561.18	\$18,464.12	(\$8,924.12)	51.67%
Rugby, St. Therese/Little Flower	447	127	28.41%	\$50,624.33	\$2,195.00	\$48,429.33	\$398.62	\$72,622.27	(\$21,997.94)	69.71%
Saint John, St. John the Baptist	121	9	7.44%	\$2,100.00		\$2,100.00	\$233.33	\$18,309.43	(\$16,209.43)	11.47%
Saint Michael, St. Michael's Indian Mission	71	13	18.31%	\$13,600.00		\$13,600.00	\$1,046.15	\$14,225.71	(\$625.71)	95.60%
Sanborn, Sacred Heart	60	15	25.00%	\$4,301.00	\$350.00	\$3,951.00	\$286.73	\$11,287.56	(\$6,986.56)	38.10%
Selz, St. Anthony	37	20	54.05%	\$7,691.00	\$80.00	\$7,611.00	\$384.55	\$6,335.30	\$1,355.70	121.40%
Sheldon, Our Lady of the Scapular	46	13	28.26%	\$5,868.00	\$80.00	\$5,788.00	\$451.38	\$6,780.34	(\$912.34)	86.54%
Starkweather, Assumption of B.V.M.	19	9	47.37%	\$6,400.00	\$0.00	\$6,400.00	\$711.11	\$4,544.00	\$1,856.00	140.85%
Steele, St. Francis de Sales	85	28	32.94%	\$15,046.00	\$250.00	\$14,796.00	\$537.36	\$15,903.11	(\$857.11)	94.61%
Sykeston, St. Elizabeth	40	17	42.50%	\$5,250.00	\$140.00	\$5,110.00	\$308.82	\$7,855.09	(\$2,605.09)	66.84%
Tappen, St. Paul	25	4	16.00%	\$850.00		\$850.00	\$212.50	\$4,456.16	(\$3,606.16)	19.07%
Thompson, St. Jude	147	35	23.81%	\$21,715.00	\$2,015.00	\$19,700.00	\$620.43	\$27,708.16	(\$5,993.16)	78.37%
Tokio, Christ the King	6		0.00%	\$0.00				\$1,251.00	(\$1,251.00)	0.00%
Tolna, St. Joseph	28	14	50.00%	\$6,248.00	\$450.00	\$5,798.00	\$446.29	\$6,209.25	\$38.75	100.62%
Towner, St. Cecilia	109	38	34.86%	\$11,939.98	\$0.00	\$11,939.98	\$314.21	\$19,018.68	(\$7,078.70)	62.78%
Unaffiliated	1,231	49	3.98%	\$15,113.07	\$270.00	\$14,843.07	\$308.43	\$34,427.57	(\$19,314.50)	43.90%
Valley City, St. Catherine	457	142	31.07%	\$69,213.00	\$3,765.00	\$65,448.00	\$487.42	\$72,440.21	(\$3,227.21)	95.55%
Velva, St. Cecilia	138	29	21.01%	\$10,805.00	\$0.00	\$10,805.00	\$372.59	\$28,881.64	(\$18,076.64)	37.41%
Verona, St. Raphael	15	5	33.33%	\$1,775.00		\$1,775.00	\$355.00	\$2,080.80	(\$305.80)	85.30%
Veseleyville, St. Luke	24	18	75.00%	\$11,400.00	\$862.00	\$10,538.00	\$633.33	\$8,464.87	\$2,935.13	134.67%
Wahpeton, St. John	794	171	21.54%	\$67,776.00	\$4,599.00	\$63,177.00	\$396.35	\$115,121.79	(\$47,345.79)	58.87%



"Journey with Hope" – Hebrews 6:18-19

Diocese of Fargo
Status of 2025 God's Gift Appeal

Diocese of Fargo
Office of Stewardship and Development

Parish:	Number of Households	Number of Donors	Percent Participation	Total Amout of Gifts Pledged	Outstanding Pledge Balance	Total Amout of Gifts Received	Average Gift Amount	Parish Goal	Over/ Under to Goal	Percent to Goal
Walhalla, St. Boniface	151	23	15.23%	\$10,690.00	\$1,750.00	\$8,940.00	\$464.78	\$24,327.52	(\$13,637.52)	43.94%
Warsaw, St. Stanislaus	85	30	35.29%	\$18,115.00	\$200.00	\$17,915.00	\$603.83	\$25,064.67	(\$6,949.67)	72.27%
West Fargo, Blessed Sacrament	430	163	37.91%	\$68,546.00	\$5,244.00	\$63,302.00	\$420.53	\$71,975.59	(\$3,429.59)	95.24%
West Fargo, Holy Cross	2,089	301	14.41%	\$137,812.98	\$11,633.88	\$126,179.10	\$457.85	\$241,511.81	(\$103,698.83)	57.06%
Westhope, St. Andrew	64	9	14.06%	\$4,225.00	\$0.00	\$4,225.00	\$469.44	\$13,986.20	(\$9,761.20)	30.21%
Willow City, Notre Dame des Victoires	17	8	47.06%	\$4,350.00		\$4,350.00	\$543.75	\$4,102.19	\$247.81	106.04%
Wimbledon, St. Boniface	58	15	25.86%	\$6,715.00		\$6,715.00	\$447.67	\$10,239.88	(\$3,524.88)	65.58%
Windsor, St. Mathias of Windsor	28	14	50.00%	\$12,380.00	\$750.00	\$11,630.00	\$884.29	\$8,112.03	\$4,267.97	152.61%
Wishek, St. Patrick	67	22	32.84%	\$6,778.00	\$0.00	\$6,778.00	\$308.09	\$12,323.12	(\$5,545.12)	55.00%
Wyndmere, St. John the Baptist	90	38	42.22%	\$12,700.00	\$790.00	\$11,910.00	\$334.21	\$21,406.23	(\$8,706.23)	59.33%
Zeeland, St. Andrew	56	22	39.29%	\$13,735.00	\$60.00	\$13,675.00	\$624.32	\$16,782.50	(\$3,047.50)	81.84%
Totals:	24,005	5,890	24.54%	\$2,903,227.48	\$184,794.05	\$2,718,433.43	\$492.91	\$3,773,301.00	(\$870,073.52)	76.94%

Number of parishes:

100% of goal or above: 25

75% to 99% of goal: 33

50% to 74% of goal: 42

25% to 49% of goal: 17

Below 25% of goal: 10



"Journey with Hope" - Hebrews 6:18-19

Diocese of Fargo
Status of 2025 God's Gift Appeal

Diocese of Fargo
Office of Stewardship and Development

Parish:	Number of Households	Number of Donors	Percent Participation	Total Amout of Gifts Pledged	Outstanding Pledge Balance	Total Amount of Gifts Received	Average Gift Amount	Parish Goal	Over/ Under to Goal	Percent to Goal
Totals for entire Diocese:	24,005	5,877	24.48%	\$2,893,956.48	\$221,385.43	\$2,672,571.05	\$492.42	\$3,773,301.00	(\$879,344.52)	76.70%
Anamoose, St. Francis Xavier	73	27	36.99%	\$10,210.20	\$648.90	\$9,561.30	\$378.16	\$12,272.58	(\$2,062.38)	83.20%
Aneta, Sacred Heart	14	6	42.86%	\$3,060.00		\$3,060.00	\$510.00	\$2,895.00	\$165.00	105.70%
Argusville, St. William	62	26	41.94%	\$12,260.00	\$982.50	\$11,277.50	\$471.54	\$13,333.01	(\$1,073.01)	91.95%
Ashley, St. David	32	12	37.50%	\$6,525.00	\$500.00	\$6,025.00	\$543.75	\$6,976.91	(\$451.91)	93.52%
Balta, Our Lady of Mt. Carmel	54	14	25.93%	\$6,455.04	\$459.39	\$5,995.65	\$461.07	\$8,385.14	(\$1,930.10)	76.98%
Bechyne, SS. Peter & Paul	35	21	60.00%	\$9,910.33	\$0.00	\$9,910.33	\$471.92	\$8,134.35	\$1,775.98	121.83%
Belcourt, St. Ann	165	22	13.33%	\$12,381.00	\$395.00	\$11,986.00	\$562.77	\$17,926.00	(\$5,545.00)	69.07%
Belcourt, St. Anthony	24	1	4.17%	\$400.00		\$400.00	\$400.00	\$3,865.10	(\$3,465.10)	10.35%
Belcourt, St. Benedict	48	7	14.58%	\$2,830.00	\$37.50	\$2,792.50	\$404.29	\$5,423.51	(\$2,593.51)	52.18%
Bisbee, Holy Rosary	22	10	45.45%	\$1,695.00		\$1,695.00	\$169.50	\$5,290.74	(\$3,595.74)	32.04%
Bottineau, St. Mark	200	43	21.50%	\$15,711.00	\$226.00	\$15,485.00	\$365.37	\$41,156.70	(\$25,445.70)	38.17%
Buchanan, St. Margaret	36	15	41.67%	\$5,362.48	\$140.00	\$5,222.48	\$357.50	\$5,642.78	(\$280.30)	95.03%
Buffalo, St. Thomas	43	13	30.23%	\$6,980.00		\$6,980.00	\$536.92	\$10,217.09	(\$3,237.09)	68.32%
Cando, Sacred Heart	82	25	30.49%	\$11,448.00	\$812.00	\$10,636.00	\$457.92	\$19,808.35	(\$8,360.35)	57.79%
Carrington, Sacred Heart	196	60	30.61%	\$32,086.00	\$4,050.00	\$28,036.00	\$534.77	\$38,771.49	(\$6,685.49)	82.76%
Casselton, St. Leo	257	61	23.74%	\$37,867.00	\$5,257.95	\$32,609.05	\$620.77	\$64,992.17	(\$27,125.17)	58.26%
Cavalier, St. Brigid	92	24	26.09%	\$10,376.00	\$0.00	\$10,376.00	\$432.33	\$21,890.32	(\$11,514.32)	47.40%
Cayuga, SS. Peter & Paul	26	19	73.08%	\$9,288.00	\$62.00	\$9,226.00	\$488.84	\$7,286.13	\$2,001.87	127.48%
Cooperstown, St. George	62	33	53.23%	\$10,815.00		\$10,815.00	\$327.73	\$13,911.24	(\$3,096.24)	77.74%
Crystal, St. Patrick	30	12	40.00%	\$4,615.00		\$4,615.00	\$384.58	\$8,518.23	(\$3,903.23)	54.18%
Dazey, St. Mary	37	17	45.95%	\$6,532.00	\$200.00	\$6,332.00	\$384.24	\$7,885.85	(\$1,353.85)	82.83%
Devils Lake, St. Joseph	970	260	26.80%	\$127,227.00	\$6,300.00	\$120,927.00	\$489.33	\$130,009.17	(\$2,782.17)	97.86%
Dickey, Assumption	27	8	29.63%	\$1,070.00	\$0.00	\$1,070.00	\$133.75	\$3,831.08	(\$2,761.08)	27.93%
Drake, St. Margaret Mary	79	24	30.38%	\$7,495.00	\$0.00	\$7,495.00	\$312.29	\$10,699.45	(\$3,204.45)	70.05%
Drayton, St. Edward	56	12	21.43%	\$6,034.00		\$6,034.00	\$502.83	\$11,825.72	(\$5,791.72)	51.02%
Dunseith, St. Michael the Archangel	107	14	13.08%	\$3,075.00	\$100.00	\$2,975.00	\$219.64	\$12,968.23	(\$9,893.23)	23.71%
Edgeley, Transfiguration	92	27	29.35%	\$11,521.00	\$75.00	\$11,446.00	\$426.70	\$23,602.57	(\$12,081.57)	48.81%
Ellendale, St. Helena	73	23	31.51%	\$9,769.00	\$1,000.00	\$8,769.00	\$424.74	\$19,369.93	(\$9,600.93)	50.43%
Enderlin, St. Patrick	79	23	29.11%	\$7,540.00	\$2,500.00	\$5,040.00	\$327.83	\$10,185.50	(\$2,645.50)	74.03%
Esmond, St. Boniface	43	16	37.21%	\$8,326.00		\$8,326.00	\$520.38	\$7,468.87	\$857.13	111.48%
Fairmount, St. Anthony	53	21	39.62%	\$6,900.00		\$6,900.00	\$328.57	\$9,542.75	(\$2,642.75)	72.31%
Fargo, Cathedral of St. Mary	436	120	27.52%	\$85,844.30	\$24,734.69	\$61,109.61	\$715.37	\$73,864.86	\$11,979.44	116.22%
Fargo, Holy Spirit	859	259	30.15%	\$156,389.88	\$13,320.71	\$143,069.17	\$603.82	\$143,630.29	\$12,759.59	108.88%
Fargo, Nativity	1,247	226	18.12%	\$92,859.04	\$4,084.13	\$88,774.91	\$410.88	\$134,548.83	(\$41,689.79)	69.02%
Fargo, SS. Anne & Joachim	1,679	358	21.32%	\$258,211.22	\$30,344.90	\$227,866.32	\$721.26	\$252,088.82	\$6,122.40	102.43%
Fargo, St. Anthony of Padua	652	206	31.60%	\$94,991.04	\$10,292.45	\$84,698.59	\$461.12	\$95,840.54	(\$849.50)	99.11%
Fargo, St. Paul Newman	30	21	70.00%	\$15,400.00	\$1,110.00	\$14,290.00	\$733.33	\$8,812.77	\$6,587.23	174.75%
Fessenden, St. Augustine	50	19	38.00%	\$8,100.00		\$8,100.00	\$426.32	\$10,569.95	(\$2,469.95)	76.63%



"Journey with Hope" – Hebrews 6:18-19

Diocese of Fargo
Status of 2025 God's Gift Appeal

Diocese of Fargo
Office of Stewardship and Development

Parish:	Number of Households	Number of Donors	Percent Participation	Total Amout of Gifts Pledged	Outstanding Pledge Balance	Total Amount of Gifts Received	Average Gift Amount	Parish Goal	Over/ Under to Goal	Percent to Goal
Fingal, Holy Trinity	63	22	34.92%	\$7,975.00	\$120.00	\$7,855.00	\$362.50	\$11,812.43	(\$3,837.43)	67.51%
Finley, St. Olaf	24	4	16.67%	\$510.00		\$510.00	\$127.50	\$4,642.50	(\$4,132.50)	10.99%
Forman, St. Mary	66	26	39.39%	\$13,338.73		\$13,338.73	\$513.03	\$13,341.73	(\$3.00)	99.98%
Fort Totten, Seven Dolors	37	4	10.81%	\$1,450.00	\$75.00	\$1,375.00	\$362.50	\$6,670.00	(\$5,220.00)	21.74%
Fullerton, St. Patrick	24	8	33.33%	\$8,100.00		\$8,100.00	\$1,012.50	\$6,636.00	\$1,464.00	122.06%
Geneseo, St. Martin	41	10	24.39%	\$3,910.00		\$3,910.00	\$391.00	\$6,701.49	(\$2,791.49)	58.35%
Grafton, St. John the Evangelist	487	87	17.86%	\$46,205.04	\$3,538.14	\$42,666.90	\$531.09	\$87,229.45	(\$41,024.41)	52.97%
Grand Forks, Holy Family	1,052	204	19.39%	\$85,238.00	\$7,592.90	\$77,645.10	\$417.83	\$140,859.94	(\$55,621.94)	60.51%
Grand Forks, St. Mary	410	92	22.44%	\$52,402.00	\$366.75	\$52,035.25	\$569.59	\$73,040.26	(\$20,638.26)	71.74%
Grand Forks, St. Michael	1,433	278	19.40%	\$137,264.00	\$10,133.50	\$127,130.50	\$493.76	\$208,832.52	(\$71,568.52)	65.73%
Grand Forks, St. Thomas Aquinas	39	12	30.77%	\$4,325.00	\$800.00	\$3,525.00	\$360.42	\$13,493.17	(\$9,168.17)	32.05%
Gwinner, St. Vincent	35	6	17.14%	\$3,020.00		\$3,020.00	\$503.33	\$7,209.51	(\$4,189.51)	41.89%
Hankinson, St. Philip	185	54	29.19%	\$21,520.00	\$225.00	\$21,295.00	\$398.52	\$30,878.94	(\$9,358.94)	69.69%
Harvey, St. Cecilia	238	96	40.34%	\$48,575.00	\$2,160.00	\$46,415.00	\$505.99	\$43,340.67	\$5,234.33	112.08%
Hillsboro, St. Rose of Lima	189	50	26.46%	\$21,788.00	\$1,446.68	\$20,341.32	\$435.76	\$28,591.06	(\$6,803.06)	76.21%
Hope, St. Agatha	55	22	40.00%	\$11,004.00		\$11,004.00	\$500.18	\$9,715.14	\$1,288.86	113.27%
Horace, St. Benedict	235	66	28.09%	\$43,985.33	\$4,140.00	\$39,845.33	\$666.44	\$62,009.82	(\$18,024.49)	70.93%
Hunter, St. Agnes	25	4	16.00%	\$1,800.00		\$1,800.00	\$450.00	\$7,230.59	(\$5,430.59)	24.89%
Jamestown, Basilica of St. James	997	228	22.87%	\$138,035.58	\$10,198.37	\$127,837.21	\$605.42	\$154,604.17	(\$16,568.59)	89.28%
Jessie, St. Lawrence	35	16	45.71%	\$9,296.00	\$50.00	\$9,246.00	\$581.00	\$8,120.35	\$1,175.65	114.48%
Karlsruhe, SS. Peter & Paul	37	6	16.22%	\$2,150.00	\$375.00	\$1,775.00	\$358.33	\$7,701.00	(\$5,551.00)	27.92%
Kensal, St. John	21	9	42.86%	\$3,450.00		\$3,450.00	\$383.33	\$6,110.39	(\$2,660.39)	56.46%
Kindred, St. Maurice	96	28	29.17%	\$15,923.92	\$1,920.00	\$14,003.92	\$568.71	\$19,885.76	(\$3,961.84)	80.08%
Knox, St. Mary	25	6	24.00%	\$3,680.00		\$3,680.00	\$613.33	\$4,401.86	(\$721.86)	83.60%
Lakota, St. Mary	66	24	36.36%	\$5,710.00	\$200.00	\$5,510.00	\$237.92	\$11,226.26	(\$5,516.26)	50.86%
Lamoure, Holy Rosary	100	47	47.00%	\$19,505.00	\$1,712.50	\$17,792.50	\$415.00	\$25,432.34	(\$5,927.34)	76.69%
Langdon, St. Alphonsus	319	87	27.27%	\$34,853.50	\$614.50	\$34,239.00	\$400.61	\$33,317.20	\$1,536.30	104.61%
Lankin, St. Joseph	30	15	50.00%	\$8,840.63	\$199.94	\$8,640.69	\$589.38	\$8,071.33	\$769.30	109.53%
Larimore, St. Stephen	151	30	19.87%	\$14,953.00	\$3,615.00	\$11,338.00	\$498.43	\$26,259.64	(\$11,306.64)	56.94%
Leeds, St. Vincent de Paul	25	7	28.00%	\$1,235.00	\$0.00	\$1,235.00	\$176.43	\$5,089.59	(\$3,854.59)	24.27%
Lidgerwood, St. Boniface	134	50	37.31%	\$25,180.00	\$4,445.00	\$20,735.00	\$503.60	\$23,021.28	\$2,158.72	109.38%
Lisbon, St. Aloysius	171	48	28.07%	\$16,181.36	\$1,000.00	\$15,181.36	\$337.11	\$32,405.53	(\$16,224.17)	49.93%
Maddock, St. William	49	19	38.78%	\$10,210.00		\$10,210.00	\$537.37	\$10,565.75	(\$355.75)	96.63%
Mantador, SS. Peter & Paul	55	26	47.27%	\$12,588.00		\$12,588.00	\$484.15	\$10,787.67	\$1,800.33	116.69%
Manvel, St. Timothy	131	38	29.01%	\$14,355.00	\$960.00	\$13,395.00	\$377.76	\$23,573.88	(\$9,218.88)	60.89%
Mayville, Our Lady of Peace	108	40	37.04%	\$20,438.00	\$388.00	\$20,050.00	\$510.95	\$27,042.03	(\$6,604.03)	75.58%
McClusky, Holy Family	19	4	21.05%	\$1,650.00		\$1,650.00	\$412.50	\$3,758.24	(\$2,108.24)	43.90%
McHenry, SS. Peter & Paul	26	17	65.38%	\$5,681.40	\$520.00	\$5,161.40	\$334.20	\$5,310.59	\$370.81	106.98%
Medina, St. Mary	30	15	50.00%	\$5,525.00		\$5,525.00	\$368.33	\$8,045.00	(\$2,520.00)	68.68%



"Journey with Hope" - Hebrews 6:18-19

Diocese of Fargo
Status of 2025 God's Gift Appeal

Diocese of Fargo
Office of Stewardship and Development

Parish:	Number of Households	Number of Donors	Percent Participation	Total Amout of Gifts Pledged	Outstanding Pledge Balance	Total Amount of Gifts Received	Average Gift Amount	Parish Goal	Over/ Under to Goal	Percent to Goal
Michigan, St. Lawrence O'Toole	44	14	31.82%	\$3,500.82	\$506.28	\$2,994.54	\$250.06	\$8,525.04	(\$5,024.22)	41.07%
Milnor, St. Arnold	64	17	26.56%	\$7,010.00		\$7,010.00	\$412.35	\$10,012.45	(\$3,002.45)	70.01%
Minto, Sacred Heart	167	54	32.34%	\$18,295.40	\$800.00	\$17,495.40	\$338.80	\$32,171.56	(\$13,876.16)	56.87%
Mooreton, St. Anthony	64	21	32.81%	\$9,010.00	\$450.00	\$8,560.00	\$429.05	\$13,635.43	(\$4,625.43)	66.08%
Munich, St. Mary	66	30	45.45%	\$23,375.00		\$23,375.00	\$779.17	\$16,385.41	\$6,989.59	142.66%
Napoleon, St. Philip Neri	250	90	36.00%	\$47,172.88	\$485.00	\$46,687.88	\$524.14	\$57,398.56	(\$10,225.68)	82.18%
Neché, SS. Nereus & Achilleus	23	7	30.43%	\$3,550.00	\$500.00	\$3,050.00	\$507.14	\$5,773.02	(\$2,223.02)	61.49%
Nekoma, St. Edward	19	6	31.58%	\$1,320.00	\$200.00	\$1,120.00	\$220.00	\$2,533.04	(\$1,213.04)	52.11%
New Rockford, St. John	172	61	35.47%	\$24,355.00	\$2,480.00	\$21,875.00	\$399.26	\$34,237.29	(\$9,882.29)	71.14%
Nortonville, Holy Spirit	21	8	38.10%	\$1,519.00		\$1,519.00	\$189.88	\$3,833.03	(\$2,314.03)	39.63%
Oakes, St. Charles Borromeo	165	59	35.76%	\$38,125.00	\$3,440.00	\$34,685.00	\$646.19	\$34,027.20	\$4,097.80	112.04%
Oakwood, Sacred Heart	38	16	42.11%	\$5,190.00	\$200.00	\$4,990.00	\$324.38	\$9,148.44	(\$3,958.44)	56.73%
Park River, St. Mary	158	68	43.04%	\$30,500.00	\$1,866.85	\$28,633.15	\$448.53	\$33,022.65	(\$2,522.65)	92.36%
Pembina, Assumption	40	19	47.50%	\$6,980.00	\$600.00	\$6,380.00	\$367.37	\$8,731.81	(\$1,751.81)	79.94%
Pisek, St. John Nepomucene	72	31	43.06%	\$13,316.00	\$4,150.00	\$9,166.00	\$429.55	\$14,805.65	(\$1,489.65)	89.94%
Reynolds, Our Lady of Perpetual Help	84	41	48.81%	\$20,926.00	\$1,280.00	\$19,646.00	\$510.39	\$24,804.83	(\$3,878.83)	84.36%
Rock Lake, Immaculate Heart of Mary	17	1	5.88%	\$300.00		\$300.00	\$300.00	\$4,219.06	(\$3,919.06)	7.11%
Rolette, Sacred Heart	60	14	23.33%	\$10,675.00		\$10,675.00	\$762.50	\$13,410.63	(\$2,735.63)	79.60%
Rolla, St. Joachim	61	17	27.87%	\$9,540.00	\$0.00	\$9,540.00	\$561.18	\$18,464.12	(\$8,924.12)	51.67%
Rugby, St. Therese/Little Flower	447	127	28.41%	\$50,624.33	\$2,455.00	\$48,169.33	\$398.62	\$72,622.27	(\$21,997.94)	69.71%
Saint John, St. John the Baptist	121	9	7.44%	\$2,100.00		\$2,100.00	\$233.33	\$18,309.43	(\$16,209.43)	11.47%
Saint Michael, St. Michael's Indian Mission	71	13	18.31%	\$13,600.00		\$13,600.00	\$1,046.15	\$14,225.71	(\$625.71)	95.60%
Sanborn, Sacred Heart	60	15	25.00%	\$4,301.00	\$350.00	\$3,951.00	\$286.73	\$11,287.56	(\$6,986.56)	38.10%
Selz, St. Anthony	37	20	54.05%	\$7,691.00	\$120.00	\$7,571.00	\$384.55	\$6,335.30	\$1,355.70	121.40%
Sheldon, Our Lady of the Scapular	46	12	26.09%	\$5,736.00	\$80.00	\$5,656.00	\$478.00	\$6,780.34	(\$1,044.34)	84.60%
Starkweather, Assumption of B.V.M.	19	9	47.37%	\$6,400.00	\$300.00	\$6,100.00	\$711.11	\$4,544.00	\$1,856.00	140.85%
Steele, St. Francis de Sales	85	28	32.94%	\$15,046.00	\$250.00	\$14,796.00	\$537.36	\$15,903.11	(\$857.11)	94.61%
Sykeston, St. Elizabeth	40	17	42.50%	\$5,250.00	\$200.00	\$5,050.00	\$308.82	\$7,855.09	(\$2,605.09)	66.84%
Tappen, St. Paul	25	4	16.00%	\$850.00		\$850.00	\$212.50	\$4,456.16	(\$3,606.16)	19.07%
Thompson, St. Jude	147	34	23.13%	\$21,615.00	\$2,140.00	\$19,475.00	\$635.74	\$27,708.16	(\$6,093.16)	78.01%
Tokio, Christ the King	6		0.00%	\$0.00				\$1,251.00	(\$1,251.00)	0.00%
Tolna, St. Joseph	28	14	50.00%	\$6,233.00	\$450.00	\$5,783.00	\$445.21	\$6,209.25	\$23.75	100.38%
Towner, St. Cecilia	109	38	34.86%	\$11,939.98	\$0.00	\$11,939.98	\$314.21	\$19,018.68	(\$7,078.70)	62.78%
Unaffiliated	1,231	49	3.98%	\$15,113.07	\$270.00	\$14,843.07	\$308.43	\$34,427.57	(\$19,314.50)	43.90%
Valley City, St. Catherine	457	141	30.85%	\$68,388.00	\$4,890.00	\$63,498.00	\$485.02	\$72,440.21	(\$4,052.21)	94.41%
Velva, St. Cecilia	138	29	21.01%	\$10,805.00	\$0.00	\$10,805.00	\$372.59	\$28,881.64	(\$18,076.64)	37.41%
Verona, St. Raphael	15	5	33.33%	\$1,775.00		\$1,775.00	\$355.00	\$2,080.80	(\$305.80)	85.30%
Veseleyville, St. Luke	24	18	75.00%	\$11,400.00	\$962.00	\$10,438.00	\$633.33	\$8,464.87	\$2,935.13	134.67%
Wahpeton, St. John	794	170	21.41%	\$67,626.00	\$5,008.50	\$62,617.50	\$397.80	\$115,121.79	(\$47,495.79)	58.74%



"Journey with Hope" – Hebrews 6:18-19

Diocese of Fargo
Status of 2025 God's Gift Appeal

Diocese of Fargo
Office of Stewardship and Development

Parish:	Number of Households	Number of Donors	Percent Participation	Total Amout of Gifts Pledged	Outstanding Pledge Balance	Total Amout of Gifts Received	Average Gift Amount	Parish Goal	Over/ Under to Goal	Percent to Goal
Walhalla, St. Boniface	151	23	15.23%	\$10,690.00	\$1,750.00	\$8,940.00	\$464.78	\$24,327.52	(\$13,637.52)	43.94%
Warsaw, St. Stanislaus	85	30	35.29%	\$18,115.00	\$200.00	\$17,915.00	\$603.83	\$25,064.67	(\$6,949.67)	72.27%
West Fargo, Blessed Sacrament	430	162	37.67%	\$68,041.00	\$6,103.25	\$61,937.75	\$420.01	\$71,975.59	(\$3,934.59)	94.53%
West Fargo, Holy Cross	2,089	299	14.31%	\$135,762.98	\$12,869.15	\$122,893.83	\$454.06	\$241,511.81	(\$105,748.83)	56.21%
Westhope, St. Andrew	64	9	14.06%	\$4,225.00	\$0.00	\$4,225.00	\$469.44	\$13,986.20	(\$9,761.20)	30.21%
Willow City, Notre Dame des Victoires	17	8	47.06%	\$4,350.00		\$4,350.00	\$543.75	\$4,102.19	\$247.81	106.04%
Wimbledon, St. Boniface	58	15	25.86%	\$6,715.00		\$6,715.00	\$447.67	\$10,239.88	(\$3,524.88)	65.58%
Windsor, St. Mathias of Windsor	28	14	50.00%	\$12,380.00	\$750.00	\$11,630.00	\$884.29	\$8,112.03	\$4,267.97	152.61%
Wishek, St. Patrick	67	22	32.84%	\$6,778.00	\$0.00	\$6,778.00	\$308.09	\$12,323.12	(\$5,545.12)	55.00%
Wyndmere, St. John the Baptist	90	38	42.22%	\$12,700.00	\$790.00	\$11,910.00	\$334.21	\$21,406.23	(\$8,706.23)	59.33%
Zeeland, St. Andrew	56	21	37.50%	\$13,635.00	\$60.00	\$13,575.00	\$649.29	\$16,782.50	(\$3,147.50)	81.25%
Totals:	24,005	5,877	24.48%	\$2,893,956.48	\$221,385.43	\$2,672,571.05	\$492.42	\$3,773,301.00	(\$879,344.52)	76.70%

Number of parishes:

- 100% of goal or above: 25
- 75% to 99% of goal: 33
- 50% to 74% of goal: 42
- 25% to 49% of goal: 17
- Below 25% of goal: 10



"Journey with Hope" – Hebrews 6:18-19

Diocese of Fargo
Status of 2025 God's Gift Appeal

Diocese of Fargo
Office of Stewardship and Development

Parish:	Number of Households	Number of Donors	Percent Participation	Total Amout of Gifts Pledged	Outstanding Pledge Balance	Total Amount of Gifts Received	Average Gift Amount	Parish Goal	Over/ Under to Goal	Percent to Goal
Totals for entire Diocese:	24,005	5,875	24.47%	\$2,891,148.18	\$229,303.71	\$2,661,844.47	\$492.11	\$3,773,301.00	(\$882,152.82)	76.62%
Anamoose, St. Francis Xavier	73	27	36.99%	\$10,210.20	\$648.90	\$9,561.30	\$378.16	\$12,272.58	(\$2,062.38)	83.20%
Aneta, Sacred Heart	14	6	42.86%	\$3,060.00		\$3,060.00	\$510.00	\$2,895.00	\$165.00	105.70%
Argusville, St. William	62	26	41.94%	\$12,260.00	\$1,140.00	\$11,120.00	\$471.54	\$13,333.01	(\$1,073.01)	91.95%
Ashley, St. David	32	12	37.50%	\$6,525.00	\$500.00	\$6,025.00	\$543.75	\$6,976.91	(\$451.91)	93.52%
Balta, Our Lady of Mt. Carmel	54	14	25.93%	\$6,455.04	\$459.39	\$5,995.65	\$461.07	\$8,385.14	(\$1,930.10)	76.98%
Bechyne, SS. Peter & Paul	35	21	60.00%	\$9,910.33	\$0.00	\$9,910.33	\$471.92	\$8,134.35	\$1,775.98	121.83%
Belcourt, St. Ann	165	22	13.33%	\$12,381.00	\$430.00	\$11,951.00	\$562.77	\$17,926.00	(\$5,545.00)	69.07%
Belcourt, St. Anthony	24	1	4.17%	\$400.00		\$400.00	\$400.00	\$3,865.10	(\$3,465.10)	10.35%
Belcourt, St. Benedict	48	7	14.58%	\$2,830.00	\$37.50	\$2,792.50	\$404.29	\$5,423.51	(\$2,593.51)	52.18%
Bisbee, Holy Rosary	22	10	45.45%	\$1,695.00		\$1,695.00	\$169.50	\$5,290.74	(\$3,595.74)	32.04%
Bottineau, St. Mark	200	43	21.50%	\$15,711.00	\$238.00	\$15,473.00	\$365.37	\$41,156.70	(\$25,445.70)	38.17%
Buchanan, St. Margaret	36	15	41.67%	\$5,362.48	\$140.00	\$5,222.48	\$357.50	\$5,642.78	(\$280.30)	95.03%
Buffalo, St. Thomas	43	13	30.23%	\$6,980.00		\$6,980.00	\$536.92	\$10,217.09	(\$3,237.09)	68.32%
Cando, Sacred Heart	82	25	30.49%	\$11,448.00	\$812.00	\$10,636.00	\$457.92	\$19,808.35	(\$8,360.35)	57.79%
Carrington, Sacred Heart	196	60	30.61%	\$32,086.00	\$4,050.00	\$28,036.00	\$534.77	\$38,771.49	(\$6,685.49)	82.76%
Casselton, St. Leo	257	61	23.74%	\$37,717.00	\$5,694.20	\$32,022.80	\$618.31	\$64,992.17	(\$27,275.17)	58.03%
Cavalier, St. Brigid	92	24	26.09%	\$10,376.00	\$20.00	\$10,356.00	\$432.33	\$21,890.32	(\$11,514.32)	47.40%
Cayuga, SS. Peter & Paul	26	19	73.08%	\$9,288.00	\$62.00	\$9,226.00	\$488.84	\$7,286.13	\$2,001.87	127.48%
Cooperstown, St. George	62	33	53.23%	\$10,815.00		\$10,815.00	\$327.73	\$13,911.24	(\$3,096.24)	77.74%
Crystal, St. Patrick	30	11	36.67%	\$4,315.00		\$4,315.00	\$392.27	\$8,518.23	(\$4,203.23)	50.66%
Dazey, St. Mary	37	17	45.95%	\$6,532.00	\$200.00	\$6,332.00	\$384.24	\$7,885.85	(\$1,353.85)	82.83%
Devils Lake, St. Joseph	970	260	26.80%	\$127,227.00	\$6,410.00	\$120,817.00	\$489.33	\$130,009.17	(\$2,782.17)	97.86%
Dickey, Assumption	27	8	29.63%	\$1,070.00	\$0.00	\$1,070.00	\$133.75	\$3,831.08	(\$2,761.08)	27.93%
Drake, St. Margaret Mary	79	24	30.38%	\$7,495.00	\$0.00	\$7,495.00	\$312.29	\$10,699.45	(\$3,204.45)	70.05%
Drayton, St. Edward	56	12	21.43%	\$6,034.00		\$6,034.00	\$502.83	\$11,825.72	(\$5,791.72)	51.02%
Dunseith, St. Michael the Archangel	107	14	13.08%	\$3,075.00	\$150.00	\$2,925.00	\$219.64	\$12,968.23	(\$9,893.23)	23.71%
Edgeley, Transfiguration	92	27	29.35%	\$11,521.00	\$75.00	\$11,446.00	\$426.70	\$23,602.57	(\$12,081.57)	48.81%
Ellendale, St. Helena	73	23	31.51%	\$9,769.00	\$1,100.00	\$8,669.00	\$424.74	\$19,369.93	(\$9,600.93)	50.43%
Enderlin, St. Patrick	79	23	29.11%	\$7,540.00	\$2,500.00	\$5,040.00	\$327.83	\$10,185.50	(\$2,645.50)	74.03%
Esmond, St. Boniface	43	16	37.21%	\$8,326.00		\$8,326.00	\$520.38	\$7,468.87	\$857.13	111.48%
Fairmount, St. Anthony	53	21	39.62%	\$6,900.00		\$6,900.00	\$328.57	\$9,542.75	(\$2,642.75)	72.31%
Fargo, Cathedral of St. Mary	436	120	27.52%	\$85,659.30	\$25,567.19	\$60,092.11	\$713.83	\$73,864.86	\$11,794.44	115.97%
Fargo, Holy Spirit	859	259	30.15%	\$156,379.88	\$13,630.71	\$142,749.17	\$603.78	\$143,630.29	\$12,749.59	108.88%
Fargo, Nativity	1,247	225	18.04%	\$91,309.04	\$4,309.90	\$86,999.14	\$405.82	\$134,548.83	(\$43,239.79)	67.86%
Fargo, SS. Anne & Joachim	1,679	358	21.32%	\$258,041.22	\$30,773.03	\$227,268.19	\$720.79	\$252,088.82	\$5,952.40	102.36%
Fargo, St. Anthony of Padua	652	206	31.60%	\$94,991.04	\$10,926.20	\$84,064.84	\$461.12	\$95,840.54	(\$849.50)	99.11%
Fargo, St. Paul Newman	30	21	70.00%	\$15,400.00	\$1,410.00	\$13,990.00	\$733.33	\$8,812.77	\$6,587.23	174.75%
Fessenden, St. Augustine	50	19	38.00%	\$8,100.00		\$8,100.00	\$426.32	\$10,569.95	(\$2,469.95)	76.63%



"Journey with Hope" – Hebrews 6:18-19

Diocese of Fargo
Status of 2025 God's Gift Appeal

Diocese of Fargo
Office of Stewardship and Development

Parish:	Number of Households	Number of Donors	Percent Participation	Total Amout of Gifts Pledged	Outstanding Pledge Balance	Total Amount of Gifts Received	Average Gift Amount	Parish Goal	Over/ Under to Goal	Percent to Goal
Fingal, Holy Trinity	63	22	34.92%	\$7,975.00	\$120.00	\$7,855.00	\$362.50	\$11,812.43	(\$3,837.43)	67.51%
Finley, St. Olaf	24	4	16.67%	\$510.00		\$510.00	\$127.50	\$4,642.50	(\$4,132.50)	10.99%
Forman, St. Mary	66	26	39.39%	\$13,338.73		\$13,338.73	\$513.03	\$13,341.73	(\$3.00)	99.98%
Fort Totten, Seven Dolors	37	4	10.81%	\$1,450.00	\$75.00	\$1,375.00	\$362.50	\$6,670.00	(\$5,220.00)	21.74%
Fullerton, St. Patrick	24	8	33.33%	\$8,100.00		\$8,100.00	\$1,012.50	\$6,636.00	\$1,464.00	122.06%
Geneseo, St. Martin	41	10	24.39%	\$3,910.00		\$3,910.00	\$391.00	\$6,701.49	(\$2,791.49)	58.35%
Grafton, St. John the Evangelist	487	87	17.86%	\$46,205.04	\$3,643.14	\$42,561.90	\$531.09	\$87,229.45	(\$41,024.41)	52.97%
Grand Forks, Holy Family	1,052	204	19.39%	\$85,238.00	\$7,820.40	\$77,417.60	\$417.83	\$140,859.94	(\$55,621.94)	60.51%
Grand Forks, St. Mary	410	92	22.44%	\$52,402.00	\$366.75	\$52,035.25	\$569.59	\$73,040.26	(\$20,638.26)	71.74%
Grand Forks, St. Michael	1,433	278	19.40%	\$137,214.00	\$10,428.50	\$126,785.50	\$493.58	\$208,832.52	(\$71,618.52)	65.71%
Grand Forks, St. Thomas Aquinas	39	12	30.77%	\$4,325.00	\$860.00	\$3,465.00	\$360.42	\$13,493.17	(\$9,168.17)	32.05%
Gwinner, St. Vincent	35	6	17.14%	\$3,020.00		\$3,020.00	\$503.33	\$7,209.51	(\$4,189.51)	41.89%
Hankinson, St. Philip	185	54	29.19%	\$21,520.00	\$225.00	\$21,295.00	\$398.52	\$30,878.94	(\$9,358.94)	69.69%
Harvey, St. Cecilia	238	96	40.34%	\$48,575.00	\$2,435.00	\$46,140.00	\$505.99	\$43,340.67	\$5,234.33	112.08%
Hillsboro, St. Rose of Lima	189	50	26.46%	\$21,788.00	\$1,686.68	\$20,101.32	\$435.76	\$28,591.06	(\$6,803.06)	76.21%
Hope, St. Agatha	55	22	40.00%	\$11,004.00		\$11,004.00	\$500.18	\$9,715.14	\$1,288.86	113.27%
Horace, St. Benedict	235	66	28.09%	\$43,985.33	\$4,140.00	\$39,845.33	\$666.44	\$62,009.82	(\$18,024.49)	70.93%
Hunter, St. Agnes	25	4	16.00%	\$1,800.00		\$1,800.00	\$450.00	\$7,230.59	(\$5,430.59)	24.89%
Jamestown, Basilica of St. James	997	228	22.87%	\$138,035.58	\$11,035.87	\$126,999.71	\$605.42	\$154,604.17	(\$16,568.59)	89.28%
Jessie, St. Lawrence	35	16	45.71%	\$9,296.00	\$50.00	\$9,246.00	\$581.00	\$8,120.35	\$1,175.65	114.48%
Karlsruhe, SS. Peter & Paul	37	6	16.22%	\$2,150.00	\$375.00	\$1,775.00	\$358.33	\$7,701.00	(\$5,551.00)	27.92%
Kensal, St. John	21	9	42.86%	\$3,450.00		\$3,450.00	\$383.33	\$6,110.39	(\$2,660.39)	56.46%
Kindred, St. Maurice	96	28	29.17%	\$15,923.92	\$1,920.00	\$14,003.92	\$568.71	\$19,885.76	(\$3,961.84)	80.08%
Knox, St. Mary	25	6	24.00%	\$3,680.00		\$3,680.00	\$613.33	\$4,401.86	(\$721.86)	83.60%
Lakota, St. Mary	66	24	36.36%	\$5,710.00	\$200.00	\$5,510.00	\$237.92	\$11,226.26	(\$5,516.26)	50.86%
Lamoure, Holy Rosary	100	47	47.00%	\$19,505.00	\$1,712.50	\$17,792.50	\$415.00	\$25,432.34	(\$5,927.34)	76.69%
Langdon, St. Alphonsus	319	87	27.27%	\$34,853.50	\$689.50	\$34,164.00	\$400.61	\$33,317.20	\$1,536.30	104.61%
Lankin, St. Joseph	30	15	50.00%	\$8,840.63	\$199.94	\$8,640.69	\$589.38	\$8,071.33	\$769.30	109.53%
Larimore, St. Stephen	151	30	19.87%	\$14,953.00	\$3,725.00	\$11,228.00	\$498.43	\$26,259.64	(\$11,306.64)	56.94%
Leeds, St. Vincent de Paul	25	7	28.00%	\$1,235.00	\$0.00	\$1,235.00	\$176.43	\$5,089.59	(\$3,854.59)	24.27%
Lidgerwood, St. Boniface	134	50	37.31%	\$25,180.00	\$4,595.00	\$20,585.00	\$503.60	\$23,021.28	\$2,158.72	109.38%
Lisbon, St. Aloysius	171	48	28.07%	\$16,181.36	\$1,100.00	\$15,081.36	\$337.11	\$32,405.53	(\$16,224.17)	49.93%
Maddock, St. William	49	19	38.78%	\$10,210.00		\$10,210.00	\$537.37	\$10,565.75	(\$355.75)	96.63%
Mantador, SS. Peter & Paul	55	26	47.27%	\$12,588.00		\$12,588.00	\$484.15	\$10,787.67	\$1,800.33	116.69%
Manvel, St. Timothy	131	38	29.01%	\$14,355.00	\$990.00	\$13,365.00	\$377.76	\$23,573.88	(\$9,218.88)	60.89%
Mayville, Our Lady of Peace	108	40	37.04%	\$20,438.00	\$457.00	\$19,981.00	\$510.95	\$27,042.03	(\$6,604.03)	75.58%
McClusky, Holy Family	19	4	21.05%	\$1,550.00		\$1,550.00	\$387.50	\$3,758.24	(\$2,208.24)	41.24%
McHenry, SS. Peter & Paul	26	17	65.38%	\$5,681.40	\$520.00	\$5,161.40	\$334.20	\$5,310.59	\$370.81	106.98%
Medina, St. Mary	30	15	50.00%	\$5,525.00		\$5,525.00	\$368.33	\$8,045.00	(\$2,520.00)	68.68%



"Journey with Hope" - Hebrews 6:18-19

Diocese of Fargo
Status of 2025 God's Gift Appeal

Diocese of Fargo
Office of Stewardship and Development

Parish:	Number of Households	Number of Donors	Percent Participation	Total Amout of Gifts Pledged	Outstanding Pledge Balance	Total Amount of Gifts Received	Average Gift Amount	Parish Goal	Over/ Under to Goal	Percent to Goal
Michigan, St. Lawrence O'Toole	44	14	31.82%	\$3,500.82	\$506.28	\$2,994.54	\$250.06	\$8,525.04	(\$5,024.22)	41.07%
Milnor, St. Arnold	64	17	26.56%	\$7,010.00		\$7,010.00	\$412.35	\$10,012.45	(\$3,002.45)	70.01%
Minto, Sacred Heart	167	54	32.34%	\$18,230.40	\$855.00	\$17,375.40	\$337.60	\$32,171.56	(\$13,941.16)	56.67%
Mooreton, St. Anthony	64	21	32.81%	\$9,010.00	\$600.00	\$8,410.00	\$429.05	\$13,635.43	(\$4,625.43)	66.08%
Munich, St. Mary	66	30	45.45%	\$23,275.00		\$23,275.00	\$775.83	\$16,385.41	\$6,889.59	142.05%
Napoleon, St. Philip Neri	250	90	36.00%	\$47,172.88	\$485.00	\$46,687.88	\$524.14	\$57,398.56	(\$10,225.68)	82.18%
Neché, SS. Nereus & Achilleus	23	7	30.43%	\$3,550.00	\$500.00	\$3,050.00	\$507.14	\$5,773.02	(\$2,223.02)	61.49%
Nekoma, St. Edward	19	6	31.58%	\$1,320.00	\$200.00	\$1,120.00	\$220.00	\$2,533.04	(\$1,213.04)	52.11%
New Rockford, St. John	172	61	35.47%	\$24,355.00	\$2,480.00	\$21,875.00	\$399.26	\$34,237.29	(\$9,882.29)	71.14%
Nortonville, Holy Spirit	21	8	38.10%	\$1,519.00		\$1,519.00	\$189.88	\$3,833.03	(\$2,314.03)	39.63%
Oakes, St. Charles Borromeo	165	59	35.76%	\$38,125.00	\$3,440.00	\$34,685.00	\$646.19	\$34,027.20	\$4,097.80	112.04%
Oakwood, Sacred Heart	38	16	42.11%	\$5,190.00	\$200.00	\$4,990.00	\$324.38	\$9,148.44	(\$3,958.44)	56.73%
Park River, St. Mary	158	68	43.04%	\$30,500.00	\$2,081.23	\$28,418.77	\$448.53	\$33,022.65	(\$2,522.65)	92.36%
Pembina, Assumption	40	19	47.50%	\$6,980.00	\$600.00	\$6,380.00	\$367.37	\$8,731.81	(\$1,751.81)	79.94%
Pisek, St. John Nepomucene	72	31	43.06%	\$13,316.00	\$4,150.00	\$9,166.00	\$429.55	\$14,805.65	(\$1,489.65)	89.94%
Reynolds, Our Lady of Perpetual Help	84	41	48.81%	\$20,926.00	\$1,280.00	\$19,646.00	\$510.39	\$24,804.83	(\$3,878.83)	84.36%
Rock Lake, Immaculate Heart of Mary	17	1	5.88%	\$300.00		\$300.00	\$300.00	\$4,219.06	(\$3,919.06)	7.11%
Rolette, Sacred Heart	60	14	23.33%	\$10,675.00		\$10,675.00	\$762.50	\$13,410.63	(\$2,735.63)	79.60%
Rolla, St. Joachim	61	17	27.87%	\$9,515.00	\$0.00	\$9,515.00	\$559.71	\$18,464.12	(\$8,949.12)	51.53%
Rugby, St. Therese/Little Flower	447	127	28.41%	\$50,624.33	\$2,455.00	\$48,169.33	\$398.62	\$72,622.27	(\$21,997.94)	69.71%
Saint John, St. John the Baptist	121	9	7.44%	\$2,100.00		\$2,100.00	\$233.33	\$18,309.43	(\$16,209.43)	11.47%
Saint Michael, St. Michael's Indian Mission	71	13	18.31%	\$13,600.00		\$13,600.00	\$1,046.15	\$14,225.71	(\$625.71)	95.60%
Sanborn, Sacred Heart	60	15	25.00%	\$4,301.00	\$350.00	\$3,951.00	\$286.73	\$11,287.56	(\$6,986.56)	38.10%
Selz, St. Anthony	37	20	54.05%	\$7,691.00	\$120.00	\$7,571.00	\$384.55	\$6,335.30	\$1,355.70	121.40%
Sheldon, Our Lady of the Scapular	46	12	26.09%	\$5,736.00	\$80.00	\$5,656.00	\$478.00	\$6,780.34	(\$1,044.34)	84.60%
Starkweather, Assumption of B.V.M.	19	9	47.37%	\$6,400.00	\$300.00	\$6,100.00	\$711.11	\$4,544.00	\$1,856.00	140.85%
Steele, St. Francis de Sales	85	28	32.94%	\$15,046.00	\$250.00	\$14,796.00	\$537.36	\$15,903.11	(\$857.11)	94.61%
Sykeston, St. Elizabeth	40	17	42.50%	\$5,250.00	\$200.00	\$5,050.00	\$308.82	\$7,855.09	(\$2,605.09)	66.84%
Tappen, St. Paul	25	4	16.00%	\$850.00		\$850.00	\$212.50	\$4,456.16	(\$3,606.16)	19.07%
Thompson, St. Jude	147	34	23.13%	\$21,615.00	\$2,140.00	\$19,475.00	\$635.74	\$27,708.16	(\$6,093.16)	78.01%
Tokio, Christ the King	6		0.00%	\$0.00				\$1,251.00	(\$1,251.00)	0.00%
Tolna, St. Joseph	28	14	50.00%	\$6,233.00	\$600.00	\$5,633.00	\$445.21	\$6,209.25	\$23.75	100.38%
Towner, St. Cecilia	109	38	34.86%	\$11,939.98	\$0.00	\$11,939.98	\$314.21	\$19,018.68	(\$7,078.70)	62.78%
Unaffiliated	1,231	49	3.98%	\$15,113.07	\$270.00	\$14,843.07	\$308.43	\$34,427.57	(\$19,314.50)	43.90%
Valley City, St. Catherine	457	141	30.85%	\$68,388.00	\$5,065.00	\$63,323.00	\$485.02	\$72,440.21	(\$4,052.21)	94.41%
Velva, St. Cecilia	138	29	21.01%	\$10,785.00	\$0.00	\$10,785.00	\$371.90	\$28,881.64	(\$18,096.64)	37.34%
Verona, St. Raphael	15	5	33.33%	\$1,775.00		\$1,775.00	\$355.00	\$2,080.80	(\$305.80)	85.30%
Veseleyville, St. Luke	24	18	75.00%	\$11,400.00	\$993.00	\$10,407.00	\$633.33	\$8,464.87	\$2,935.13	134.67%
Wahpeton, St. John	794	170	21.41%	\$67,626.00	\$5,148.50	\$62,477.50	\$397.80	\$115,121.79	(\$47,495.79)	58.74%



"Journey with Hope" – Hebrews 6:18-19

Diocese of Fargo
Status of 2025 God's Gift Appeal

Diocese of Fargo
Office of Stewardship and Development

Parish:	Number of Households	Number of Donors	Percent Participation	Total Amout of Gifts Pledged	Outstanding Pledge Balance	Total Amout of Gifts Received	Average Gift Amount	Parish Goal	Over/ Under to Goal	Percent to Goal
Walhalla, St. Boniface	151	23	15.23%	\$10,690.00	\$1,750.00	\$8,940.00	\$464.78	\$24,327.52	(\$13,637.52)	43.94%
Warsaw, St. Stanislaus	85	30	35.29%	\$18,115.00	\$300.00	\$17,815.00	\$603.83	\$25,064.67	(\$6,949.67)	72.27%
West Fargo, Blessed Sacrament	430	162	37.67%	\$68,041.00	\$6,568.25	\$61,472.75	\$420.01	\$71,975.59	(\$3,934.59)	94.53%
West Fargo, Holy Cross	2,089	299	14.31%	\$135,679.68	\$13,082.15	\$122,597.53	\$453.78	\$241,511.81	(\$105,832.13)	56.18%
Westhope, St. Andrew	64	9	14.06%	\$4,225.00	\$0.00	\$4,225.00	\$469.44	\$13,986.20	(\$9,761.20)	30.21%
Willow City, Notre Dame des Victoires	17	8	47.06%	\$4,350.00		\$4,350.00	\$543.75	\$4,102.19	\$247.81	106.04%
Wimbledon, St. Boniface	58	15	25.86%	\$6,715.00		\$6,715.00	\$447.67	\$10,239.88	(\$3,524.88)	65.58%
Windsor, St. Mathias of Windsor	28	14	50.00%	\$12,380.00	\$750.00	\$11,630.00	\$884.29	\$8,112.03	\$4,267.97	152.61%
Wishek, St. Patrick	67	22	32.84%	\$6,778.00	\$0.00	\$6,778.00	\$308.09	\$12,323.12	(\$5,545.12)	55.00%
Wyndmere, St. John the Baptist	90	38	42.22%	\$12,700.00	\$790.00	\$11,910.00	\$334.21	\$21,406.23	(\$8,706.23)	59.33%
Zeeland, St. Andrew	56	21	37.50%	\$13,635.00	\$60.00	\$13,575.00	\$649.29	\$16,782.50	(\$3,147.50)	81.25%
Totals:	24,005	5,875	24.47%	\$2,891,148.18	\$229,303.71	\$2,661,844.47	\$492.11	\$3,773,301.00	(\$882,152.82)	76.62%

Number of parishes:

- 100% of goal or above: 25
- 75% to 99% of goal: 33
- 50% to 74% of goal: 42
- 25% to 49% of goal: 17
- Below 25% of goal: 10



"Journey with Hope" – Hebrews 6:18-19

Diocese of Fargo
Status of 2025 God's Gift Appeal

Diocese of Fargo
Office of Stewardship and Development

Parish:	Number of Households	Number of Donors	Percent Participation	Total Amout of Gifts Pledged	Outstanding Pledge Balance	Total Amount of Gifts Received	Average Gift Amount	Parish Goal	Over/ Under to Goal	Percent to Goal
Totals for entire Diocese:	24,005	5,866	24.44%	\$2,883,997.65	\$238,927.12	\$2,645,070.53	\$491.65	\$3,773,301.00	(\$889,303.35)	76.43%
Anamoose, St. Francis Xavier	73	27	36.99%	\$10,210.20	\$648.90	\$9,561.30	\$378.16	\$12,272.58	(\$2,062.38)	83.20%
Aneta, Sacred Heart	14	6	42.86%	\$3,060.00		\$3,060.00	\$510.00	\$2,895.00	\$165.00	105.70%
Argusville, St. William	62	26	41.94%	\$12,260.00	\$1,290.00	\$10,970.00	\$471.54	\$13,333.01	(\$1,073.01)	91.95%
Ashley, St. David	32	12	37.50%	\$6,525.00	\$550.00	\$5,975.00	\$543.75	\$6,976.91	(\$451.91)	93.52%
Balta, Our Lady of Mt. Carmel	54	14	25.93%	\$6,455.04	\$459.39	\$5,995.65	\$461.07	\$8,385.14	(\$1,930.10)	76.98%
Bechyne, SS. Peter & Paul	35	21	60.00%	\$9,910.33	\$0.00	\$9,910.33	\$471.92	\$8,134.35	\$1,775.98	121.83%
Belcourt, St. Ann	165	22	13.33%	\$12,381.00	\$430.00	\$11,951.00	\$562.77	\$17,926.00	(\$5,545.00)	69.07%
Belcourt, St. Anthony	24	1	4.17%	\$400.00		\$400.00	\$400.00	\$3,865.10	(\$3,465.10)	10.35%
Belcourt, St. Benedict	48	7	14.58%	\$2,830.00	\$37.50	\$2,792.50	\$404.29	\$5,423.51	(\$2,593.51)	52.18%
Bisbee, Holy Rosary	22	10	45.45%	\$1,695.00		\$1,695.00	\$169.50	\$5,290.74	(\$3,595.74)	32.04%
Bottineau, St. Mark	200	43	21.50%	\$15,711.00	\$238.00	\$15,473.00	\$365.37	\$41,156.70	(\$25,445.70)	38.17%
Buchanan, St. Margaret	36	15	41.67%	\$5,362.48	\$260.00	\$5,102.48	\$357.50	\$5,642.78	(\$280.30)	95.03%
Buffalo, St. Thomas	43	13	30.23%	\$6,980.00		\$6,980.00	\$536.92	\$10,217.09	(\$3,237.09)	68.32%
Cando, Sacred Heart	82	25	30.49%	\$11,448.00	\$1,012.00	\$10,436.00	\$457.92	\$19,808.35	(\$8,360.35)	57.79%
Carrington, Sacred Heart	196	60	30.61%	\$32,086.00	\$4,050.00	\$28,036.00	\$534.77	\$38,771.49	(\$6,685.49)	82.76%
Casselton, St. Leo	257	60	23.35%	\$37,467.00	\$5,694.20	\$31,772.80	\$624.45	\$64,992.17	(\$27,525.17)	57.65%
Cavalier, St. Brigid	92	24	26.09%	\$10,376.00	\$20.00	\$10,356.00	\$432.33	\$21,890.32	(\$11,514.32)	47.40%
Cayuga, SS. Peter & Paul	26	19	73.08%	\$9,288.00	\$93.00	\$9,195.00	\$488.84	\$7,286.13	\$2,001.87	127.48%
Cooperstown, St. George	62	33	53.23%	\$10,815.00		\$10,815.00	\$327.73	\$13,911.24	(\$3,096.24)	77.74%
Crystal, St. Patrick	30	11	36.67%	\$4,315.00		\$4,315.00	\$392.27	\$8,518.23	(\$4,203.23)	50.66%
Dazey, St. Mary	37	17	45.95%	\$6,532.00	\$200.00	\$6,332.00	\$384.24	\$7,885.85	(\$1,353.85)	82.83%
Devils Lake, St. Joseph	970	260	26.80%	\$127,227.00	\$6,692.50	\$120,534.50	\$489.33	\$130,009.17	(\$2,782.17)	97.86%
Dickey, Assumption	27	8	29.63%	\$1,070.00	\$0.00	\$1,070.00	\$133.75	\$3,831.08	(\$2,761.08)	27.93%
Drake, St. Margaret Mary	79	24	30.38%	\$7,495.00	\$0.00	\$7,495.00	\$312.29	\$10,699.45	(\$3,204.45)	70.05%
Drayton, St. Edward	56	12	21.43%	\$6,034.00		\$6,034.00	\$502.83	\$11,825.72	(\$5,791.72)	51.02%
Dunseith, St. Michael the Archangel	107	11	10.28%	\$2,405.00	\$150.00	\$2,255.00	\$218.64	\$12,968.23	(\$10,563.23)	18.55%
Edgeley, Transfiguration	92	27	29.35%	\$11,521.00	\$75.00	\$11,446.00	\$426.70	\$23,602.57	(\$12,081.57)	48.81%
Ellendale, St. Helena	73	23	31.51%	\$9,754.00	\$1,300.00	\$8,454.00	\$424.09	\$19,369.93	(\$9,615.93)	50.36%
Enderlin, St. Patrick	79	23	29.11%	\$7,540.00	\$2,740.00	\$4,800.00	\$327.83	\$10,185.50	(\$2,645.50)	74.03%
Esmond, St. Boniface	43	16	37.21%	\$8,326.00		\$8,326.00	\$520.38	\$7,468.87	\$857.13	111.48%
Fairmount, St. Anthony	53	21	39.62%	\$6,900.00		\$6,900.00	\$328.57	\$9,542.75	(\$2,642.75)	72.31%
Fargo, Cathedral of St. Mary	436	120	27.52%	\$85,609.30	\$25,987.55	\$59,621.75	\$713.41	\$73,864.86	\$11,744.44	115.90%
Fargo, Holy Spirit	859	259	30.15%	\$156,379.88	\$14,069.46	\$142,310.42	\$603.78	\$143,630.29	\$12,749.59	108.88%
Fargo, Nativity	1,247	224	17.96%	\$88,038.24	\$4,453.65	\$83,584.59	\$393.03	\$134,548.83	(\$46,510.59)	65.43%
Fargo, SS. Anne & Joachim	1,679	358	21.32%	\$257,520.22	\$31,893.03	\$225,627.19	\$719.33	\$252,088.82	\$5,431.40	102.15%
Fargo, St. Anthony of Padua	652	206	31.60%	\$94,891.04	\$11,221.20	\$83,669.84	\$460.64	\$95,840.54	(\$949.50)	99.01%
Fargo, St. Paul Newman	30	21	70.00%	\$15,400.00	\$1,650.00	\$13,750.00	\$733.33	\$8,812.77	\$6,587.23	174.75%
Fessenden, St. Augustine	50	19	38.00%	\$8,100.00		\$8,100.00	\$426.32	\$10,569.95	(\$2,469.95)	76.63%



"Journey with Hope" – Hebrews 6:18-19

Diocese of Fargo
Status of 2025 God's Gift Appeal

Diocese of Fargo
Office of Stewardship and Development

Parish:	Number of Households	Number of Donors	Percent Participation	Total Amout of Gifts Pledged	Outstanding Pledge Balance	Total Amount of Gifts Received	Average Gift Amount	Parish Goal	Over/ Under to Goal	Percent to Goal
Fingal, Holy Trinity	63	22	34.92%	\$7,975.00	\$120.00	\$7,855.00	\$362.50	\$11,812.43	(\$3,837.43)	67.51%
Finley, St. Olaf	24	4	16.67%	\$510.00		\$510.00	\$127.50	\$4,642.50	(\$4,132.50)	10.99%
Forman, St. Mary	66	26	39.39%	\$13,238.00		\$13,238.00	\$509.15	\$13,341.73	(\$103.73)	99.22%
Fort Totten, Seven Dolors	37	4	10.81%	\$1,450.00	\$75.00	\$1,375.00	\$362.50	\$6,670.00	(\$5,220.00)	21.74%
Fullerton, St. Patrick	24	8	33.33%	\$8,100.00		\$8,100.00	\$1,012.50	\$6,636.00	\$1,464.00	122.06%
Geneseo, St. Martin	41	10	24.39%	\$3,910.00		\$3,910.00	\$391.00	\$6,701.49	(\$2,791.49)	58.35%
Grafton, St. John the Evangelist	487	87	17.86%	\$46,205.04	\$3,948.14	\$42,256.90	\$531.09	\$87,229.45	(\$41,024.41)	52.97%
Grand Forks, Holy Family	1,052	204	19.39%	\$85,238.00	\$7,970.40	\$77,267.60	\$417.83	\$140,859.94	(\$55,621.94)	60.51%
Grand Forks, St. Mary	410	92	22.44%	\$51,922.00	\$398.00	\$51,524.00	\$564.37	\$73,040.26	(\$21,118.26)	71.09%
Grand Forks, St. Michael	1,433	277	19.33%	\$136,966.00	\$11,008.50	\$125,957.50	\$494.46	\$208,832.52	(\$71,866.52)	65.59%
Grand Forks, St. Thomas Aquinas	39	12	30.77%	\$4,325.00	\$860.00	\$3,465.00	\$360.42	\$13,493.17	(\$9,168.17)	32.05%
Gwinner, St. Vincent	35	6	17.14%	\$3,020.00		\$3,020.00	\$503.33	\$7,209.51	(\$4,189.51)	41.89%
Hankinson, St. Philip	185	54	29.19%	\$21,520.00	\$225.00	\$21,295.00	\$398.52	\$30,878.94	(\$9,358.94)	69.69%
Harvey, St. Cecilia	238	96	40.34%	\$48,515.00	\$2,585.00	\$45,930.00	\$505.36	\$43,340.67	\$5,174.33	111.94%
Hillsboro, St. Rose of Lima	189	50	26.46%	\$21,603.00	\$1,853.35	\$19,749.65	\$432.06	\$28,591.06	(\$6,988.06)	75.56%
Hope, St. Agatha	55	22	40.00%	\$11,004.00		\$11,004.00	\$500.18	\$9,715.14	\$1,288.86	113.27%
Horace, St. Benedict	235	66	28.09%	\$43,985.33	\$4,340.00	\$39,645.33	\$666.44	\$62,009.82	(\$18,024.49)	70.93%
Hunter, St. Agnes	25	4	16.00%	\$1,800.00		\$1,800.00	\$450.00	\$7,230.59	(\$5,430.59)	24.89%
Jamestown, Basilica of St. James	997	227	22.77%	\$137,385.58	\$11,165.87	\$126,219.71	\$605.22	\$154,604.17	(\$17,218.59)	88.86%
Jessie, St. Lawrence	35	16	45.71%	\$9,296.00	\$75.00	\$9,221.00	\$581.00	\$8,120.35	\$1,175.65	114.48%
Karlsruhe, SS. Peter & Paul	37	6	16.22%	\$2,150.00	\$375.00	\$1,775.00	\$358.33	\$7,701.00	(\$5,551.00)	27.92%
Kensal, St. John	21	9	42.86%	\$3,450.00		\$3,450.00	\$383.33	\$6,110.39	(\$2,660.39)	56.46%
Kindred, St. Maurice	96	28	29.17%	\$15,923.92	\$1,980.00	\$13,943.92	\$568.71	\$19,885.76	(\$3,961.84)	80.08%
Knox, St. Mary	25	6	24.00%	\$3,680.00		\$3,680.00	\$613.33	\$4,401.86	(\$721.86)	83.60%
Lakota, St. Mary	66	24	36.36%	\$5,710.00	\$200.00	\$5,510.00	\$237.92	\$11,226.26	(\$5,516.26)	50.86%
Lamoure, Holy Rosary	100	47	47.00%	\$19,505.00	\$1,712.50	\$17,792.50	\$415.00	\$25,432.34	(\$5,927.34)	76.69%
Langdon, St. Alphonsus	319	87	27.27%	\$34,853.50	\$715.00	\$34,138.50	\$400.61	\$33,317.20	\$1,536.30	104.61%
Lankin, St. Joseph	30	15	50.00%	\$8,840.63	\$199.94	\$8,640.69	\$589.38	\$8,071.33	\$769.30	109.53%
Larimore, St. Stephen	151	30	19.87%	\$14,953.00	\$3,851.00	\$11,102.00	\$498.43	\$26,259.64	(\$11,306.64)	56.94%
Leeds, St. Vincent de Paul	25	7	28.00%	\$1,235.00	\$0.00	\$1,235.00	\$176.43	\$5,089.59	(\$3,854.59)	24.27%
Lidgerwood, St. Boniface	134	50	37.31%	\$25,180.00	\$4,595.00	\$20,585.00	\$503.60	\$23,021.28	\$2,158.72	109.38%
Lisbon, St. Aloysius	171	48	28.07%	\$16,181.36	\$1,200.00	\$14,981.36	\$337.11	\$32,405.53	(\$16,224.17)	49.93%
Maddock, St. William	49	19	38.78%	\$10,210.00		\$10,210.00	\$537.37	\$10,565.75	(\$355.75)	96.63%
Mantador, SS. Peter & Paul	55	26	47.27%	\$12,588.00		\$12,588.00	\$484.15	\$10,787.67	\$1,800.33	116.69%
Manvel, St. Timothy	131	38	29.01%	\$14,355.00	\$1,115.00	\$13,240.00	\$377.76	\$23,573.88	(\$9,218.88)	60.89%
Mayville, Our Lady of Peace	108	40	37.04%	\$20,438.00	\$582.00	\$19,856.00	\$510.95	\$27,042.03	(\$6,604.03)	75.58%
McClusky, Holy Family	19	4	21.05%	\$1,550.00		\$1,550.00	\$387.50	\$3,758.24	(\$2,208.24)	41.24%
McHenry, SS. Peter & Paul	26	17	65.38%	\$5,681.40	\$520.00	\$5,161.40	\$334.20	\$5,310.59	\$370.81	106.98%
Medina, St. Mary	30	15	50.00%	\$5,525.00		\$5,525.00	\$368.33	\$8,045.00	(\$2,520.00)	68.68%



"Journey with Hope" - Hebrews 6:18-19

Diocese of Fargo
Status of 2025 God's Gift Appeal

Diocese of Fargo
Office of Stewardship and Development

Parish:	Number of Households	Number of Donors	Percent Participation	Total Amout of Gifts Pledged	Outstanding Pledge Balance	Total Amount of Gifts Received	Average Gift Amount	Parish Goal	Over/ Under to Goal	Percent to Goal
Michigan, St. Lawrence O'Toole	44	14	31.82%	\$3,500.82	\$590.66	\$2,910.16	\$250.06	\$8,525.04	(\$5,024.22)	41.07%
Milnor, St. Arnold	64	17	26.56%	\$7,010.00		\$7,010.00	\$412.35	\$10,012.45	(\$3,002.45)	70.01%
Minto, Sacred Heart	167	54	32.34%	\$18,230.40	\$905.00	\$17,325.40	\$337.60	\$32,171.56	(\$13,941.16)	56.67%
Mooreton, St. Anthony	64	21	32.81%	\$9,010.00	\$600.00	\$8,410.00	\$429.05	\$13,635.43	(\$4,625.43)	66.08%
Munich, St. Mary	66	30	45.45%	\$23,275.00		\$23,275.00	\$775.83	\$16,385.41	\$6,889.59	142.05%
Napoleon, St. Philip Neri	250	90	36.00%	\$47,147.88	\$485.00	\$46,662.88	\$523.87	\$57,398.56	(\$10,250.68)	82.14%
Neché, SS. Nereus & Achilleus	23	7	30.43%	\$3,550.00	\$625.00	\$2,925.00	\$507.14	\$5,773.02	(\$2,223.02)	61.49%
Nekoma, St. Edward	19	6	31.58%	\$1,320.00	\$250.00	\$1,070.00	\$220.00	\$2,533.04	(\$1,213.04)	52.11%
New Rockford, St. John	172	61	35.47%	\$24,355.00	\$2,520.00	\$21,835.00	\$399.26	\$34,237.29	(\$9,882.29)	71.14%
Nortonville, Holy Spirit	21	8	38.10%	\$1,519.00		\$1,519.00	\$189.88	\$3,833.03	(\$2,314.03)	39.63%
Oakes, St. Charles Borromeo	165	59	35.76%	\$38,125.00	\$3,470.00	\$34,655.00	\$646.19	\$34,027.20	\$4,097.80	112.04%
Oakwood, Sacred Heart	38	16	42.11%	\$5,190.00	\$200.00	\$4,990.00	\$324.38	\$9,148.44	(\$3,958.44)	56.73%
Park River, St. Mary	158	68	43.04%	\$30,500.00	\$2,081.23	\$28,418.77	\$448.53	\$33,022.65	(\$2,522.65)	92.36%
Pembina, Assumption	40	19	47.50%	\$6,980.00	\$750.00	\$6,230.00	\$367.37	\$8,731.81	(\$1,751.81)	79.94%
Pisek, St. John Nepomucene	72	31	43.06%	\$13,316.00	\$4,200.00	\$9,116.00	\$429.55	\$14,805.65	(\$1,489.65)	89.94%
Reynolds, Our Lady of Perpetual Help	84	41	48.81%	\$20,886.00	\$1,280.00	\$19,606.00	\$509.41	\$24,804.83	(\$3,918.83)	84.20%
Rock Lake, Immaculate Heart of Mary	17	1	5.88%	\$300.00		\$300.00	\$300.00	\$4,219.06	(\$3,919.06)	7.11%
Rolette, Sacred Heart	60	14	23.33%	\$10,675.00		\$10,675.00	\$762.50	\$13,410.63	(\$2,735.63)	79.60%
Rolla, St. Joachim	61	17	27.87%	\$9,515.00	\$0.00	\$9,515.00	\$559.71	\$18,464.12	(\$8,949.12)	51.53%
Rugby, St. Therese/Little Flower	447	127	28.41%	\$50,624.33	\$2,805.00	\$47,819.33	\$398.62	\$72,622.27	(\$21,997.94)	69.71%
Saint John, St. John the Baptist	121	9	7.44%	\$2,100.00		\$2,100.00	\$233.33	\$18,309.43	(\$16,209.43)	11.47%
Saint Michael, St. Michael's Indian Mission	71	13	18.31%	\$13,600.00		\$13,600.00	\$1,046.15	\$14,225.71	(\$625.71)	95.60%
Sanborn, Sacred Heart	60	15	25.00%	\$4,301.00	\$350.00	\$3,951.00	\$286.73	\$11,287.56	(\$6,986.56)	38.10%
Selz, St. Anthony	37	20	54.05%	\$7,691.00	\$120.00	\$7,571.00	\$384.55	\$6,335.30	\$1,355.70	121.40%
Sheldon, Our Lady of the Scapular	46	12	26.09%	\$5,736.00	\$80.00	\$5,656.00	\$478.00	\$6,780.34	(\$1,044.34)	84.60%
Starkweather, Assumption of B.V.M.	19	9	47.37%	\$6,400.00	\$300.00	\$6,100.00	\$711.11	\$4,544.00	\$1,856.00	140.85%
Steele, St. Francis de Sales	85	28	32.94%	\$15,046.00	\$250.00	\$14,796.00	\$537.36	\$15,903.11	(\$857.11)	94.61%
Sykeston, St. Elizabeth	40	17	42.50%	\$5,250.00	\$200.00	\$5,050.00	\$308.82	\$7,855.09	(\$2,605.09)	66.84%
Tappen, St. Paul	25	4	16.00%	\$850.00		\$850.00	\$212.50	\$4,456.16	(\$3,606.16)	19.07%
Thompson, St. Jude	147	33	22.45%	\$21,490.00	\$2,270.00	\$19,220.00	\$651.21	\$27,708.16	(\$6,218.16)	77.56%
Tokio, Christ the King	6		0.00%	\$0.00				\$1,251.00	(\$1,251.00)	0.00%
Tolna, St. Joseph	28	14	50.00%	\$6,233.00	\$600.00	\$5,633.00	\$445.21	\$6,209.25	\$23.75	100.38%
Towner, St. Cecilia	109	38	34.86%	\$11,939.98	\$0.00	\$11,939.98	\$314.21	\$19,018.68	(\$7,078.70)	62.78%
Unaffiliated	1,231	49	3.98%	\$15,063.07	\$295.00	\$14,768.07	\$307.41	\$34,427.57	(\$19,364.50)	43.75%
Valley City, St. Catherine	457	141	30.85%	\$68,353.00	\$5,577.50	\$62,775.50	\$484.77	\$72,440.21	(\$4,087.21)	94.36%
Velva, St. Cecilia	138	29	21.01%	\$10,785.00	\$0.00	\$10,785.00	\$371.90	\$28,881.64	(\$18,096.64)	37.34%
Verona, St. Raphael	15	5	33.33%	\$1,775.00		\$1,775.00	\$355.00	\$2,080.80	(\$305.80)	85.30%
Veseleyville, St. Luke	24	18	75.00%	\$11,400.00	\$993.00	\$10,407.00	\$633.33	\$8,464.87	\$2,935.13	134.67%
Wahpeton, St. John	794	170	21.41%	\$67,626.00	\$5,558.00	\$62,068.00	\$397.80	\$115,121.79	(\$47,495.79)	58.74%



"Journey with Hope" – Hebrews 6:18-19

Diocese of Fargo
Status of 2025 God's Gift Appeal

Diocese of Fargo
Office of Stewardship and Development

Parish:	Number of Households	Number of Donors	Percent Participation	Total Amout of Gifts Pledged	Outstanding Pledge Balance	Total Amout of Gifts Received	Average Gift Amount	Parish Goal	Over/ Under to Goal	Percent to Goal
Walhalla, St. Boniface	151	23	15.23%	\$10,690.00	\$1,750.00	\$8,940.00	\$464.78	\$24,327.52	(\$13,637.52)	43.94%
Warsaw, St. Stanislaus	85	30	35.29%	\$18,115.00	\$300.00	\$17,815.00	\$603.83	\$25,064.67	(\$6,949.67)	72.27%
West Fargo, Blessed Sacrament	430	162	37.67%	\$68,041.00	\$6,850.75	\$61,190.25	\$420.01	\$71,975.59	(\$3,934.59)	94.53%
West Fargo, Holy Cross	2,089	299	14.31%	\$135,504.68	\$14,165.90	\$121,338.78	\$453.19	\$241,511.81	(\$106,007.13)	56.11%
Westhope, St. Andrew	64	9	14.06%	\$4,225.00	\$0.00	\$4,225.00	\$469.44	\$13,986.20	(\$9,761.20)	30.21%
Willow City, Notre Dame des Victoires	17	8	47.06%	\$4,350.00		\$4,350.00	\$543.75	\$4,102.19	\$247.81	106.04%
Wimbledon, St. Boniface	58	15	25.86%	\$6,715.00		\$6,715.00	\$447.67	\$10,239.88	(\$3,524.88)	65.58%
Windsor, St. Mathias of Windsor	28	14	50.00%	\$12,380.00	\$750.00	\$11,630.00	\$884.29	\$8,112.03	\$4,267.97	152.61%
Wishek, St. Patrick	67	22	32.84%	\$6,778.00	\$0.00	\$6,778.00	\$308.09	\$12,323.12	(\$5,545.12)	55.00%
Wyndmere, St. John the Baptist	90	37	41.11%	\$12,600.00	\$810.00	\$11,790.00	\$340.54	\$21,406.23	(\$8,806.23)	58.86%
Zeeland, St. Andrew	56	21	37.50%	\$13,635.00	\$60.00	\$13,575.00	\$649.29	\$16,782.50	(\$3,147.50)	81.25%
Totals:	24,005	5,866	24.44%	\$2,883,997.65	\$238,927.12	\$2,645,070.53	\$491.65	\$3,773,301.00	(\$889,303.35)	76.43%

Number of parishes:

100% of goal or above: 25

75% to 99% of goal: 33

50% to 74% of goal: 42

25% to 49% of goal: 17

Below 25% of goal: 10



"Journey with Hope" – Hebrews 6:18-19

Diocese of Fargo
Status of 2025 God's Gift Appeal

Diocese of Fargo
Office of Stewardship and Development

Parish:	Number of Households	Number of Donors	Percent Participation	Total Amout of Gifts Pledged	Outstanding Pledge Balance	Total Amount of Gifts Received	Average Gift Amount	Parish Goal	Over/ Under to Goal	Percent to Goal
Totals for entire Diocese:	24,005	5,855	24.39%	\$2,877,617.15	\$247,988.71	\$2,629,628.44	\$491.48	\$3,773,301.00	(\$895,683.85)	76.26%
Anamoose, St. Francis Xavier	73	27	36.99%	\$10,210.20	\$757.05	\$9,453.15	\$378.16	\$12,272.58	(\$2,062.38)	83.20%
Aneta, Sacred Heart	14	6	42.86%	\$3,060.00		\$3,060.00	\$510.00	\$2,895.00	\$165.00	105.70%
Argusville, St. William	62	26	41.94%	\$12,260.00	\$1,290.00	\$10,970.00	\$471.54	\$13,333.01	(\$1,073.01)	91.95%
Ashley, St. David	32	12	37.50%	\$6,525.00	\$750.00	\$5,775.00	\$543.75	\$6,976.91	(\$451.91)	93.52%
Balta, Our Lady of Mt. Carmel	54	14	25.93%	\$6,455.04	\$459.39	\$5,995.65	\$461.07	\$8,385.14	(\$1,930.10)	76.98%
Bechyne, SS. Peter & Paul	35	21	60.00%	\$9,910.33	\$0.00	\$9,910.33	\$471.92	\$8,134.35	\$1,775.98	121.83%
Belcourt, St. Ann	165	22	13.33%	\$12,381.00	\$430.00	\$11,951.00	\$562.77	\$17,926.00	(\$5,545.00)	69.07%
Belcourt, St. Anthony	24	1	4.17%	\$400.00		\$400.00	\$400.00	\$3,865.10	(\$3,465.10)	10.35%
Belcourt, St. Benedict	48	7	14.58%	\$2,830.00	\$37.50	\$2,792.50	\$404.29	\$5,423.51	(\$2,593.51)	52.18%
Bisbee, Holy Rosary	22	10	45.45%	\$1,695.00		\$1,695.00	\$169.50	\$5,290.74	(\$3,595.74)	32.04%
Bottineau, St. Mark	200	43	21.50%	\$15,711.00	\$238.00	\$15,473.00	\$365.37	\$41,156.70	(\$25,445.70)	38.17%
Buchanan, St. Margaret	36	15	41.67%	\$5,362.48	\$260.00	\$5,102.48	\$357.50	\$5,642.78	(\$280.30)	95.03%
Buffalo, St. Thomas	43	13	30.23%	\$6,980.00		\$6,980.00	\$536.92	\$10,217.09	(\$3,237.09)	68.32%
Cando, Sacred Heart	82	25	30.49%	\$11,448.00	\$1,012.00	\$10,436.00	\$457.92	\$19,808.35	(\$8,360.35)	57.79%
Carrington, Sacred Heart	196	60	30.61%	\$32,006.00	\$4,050.00	\$27,956.00	\$533.43	\$38,771.49	(\$6,765.49)	82.55%
Casselton, St. Leo	257	60	23.35%	\$37,467.00	\$5,888.29	\$31,578.71	\$624.45	\$64,992.17	(\$27,525.17)	57.65%
Cavalier, St. Brigid	92	24	26.09%	\$10,326.00	\$20.00	\$10,306.00	\$430.25	\$21,890.32	(\$11,564.32)	47.17%
Cayuga, SS. Peter & Paul	26	19	73.08%	\$9,288.00	\$93.00	\$9,195.00	\$488.84	\$7,286.13	\$2,001.87	127.48%
Cooperstown, St. George	62	33	53.23%	\$10,815.00		\$10,815.00	\$327.73	\$13,911.24	(\$3,096.24)	77.74%
Crystal, St. Patrick	30	11	36.67%	\$4,315.00		\$4,315.00	\$392.27	\$8,518.23	(\$4,203.23)	50.66%
Dazey, St. Mary	37	17	45.95%	\$6,532.00	\$250.00	\$6,282.00	\$384.24	\$7,885.85	(\$1,353.85)	82.83%
Devils Lake, St. Joseph	970	260	26.80%	\$127,227.00	\$6,802.50	\$120,424.50	\$489.33	\$130,009.17	(\$2,782.17)	97.86%
Dickey, Assumption	27	8	29.63%	\$1,070.00	\$0.00	\$1,070.00	\$133.75	\$3,831.08	(\$2,761.08)	27.93%
Drake, St. Margaret Mary	79	24	30.38%	\$7,495.00	\$0.00	\$7,495.00	\$312.29	\$10,699.45	(\$3,204.45)	70.05%
Drayton, St. Edward	56	12	21.43%	\$6,034.00		\$6,034.00	\$502.83	\$11,825.72	(\$5,791.72)	51.02%
Dunseith, St. Michael the Archangel	107	11	10.28%	\$2,405.00	\$150.00	\$2,255.00	\$218.64	\$12,968.23	(\$10,563.23)	18.55%
Edgeley, Transfiguration	92	26	28.26%	\$11,421.00	\$75.00	\$11,346.00	\$439.27	\$23,602.57	(\$12,181.57)	48.39%
Ellendale, St. Helena	73	23	31.51%	\$9,754.00	\$1,300.00	\$8,454.00	\$424.09	\$19,369.93	(\$9,615.93)	50.36%
Enderlin, St. Patrick	79	23	29.11%	\$7,540.00	\$2,740.00	\$4,800.00	\$327.83	\$10,185.50	(\$2,645.50)	74.03%
Esmond, St. Boniface	43	16	37.21%	\$8,326.00		\$8,326.00	\$520.38	\$7,468.87	\$857.13	111.48%
Fairmount, St. Anthony	53	21	39.62%	\$6,900.00		\$6,900.00	\$328.57	\$9,542.75	(\$2,642.75)	72.31%
Fargo, Cathedral of St. Mary	436	120	27.52%	\$85,609.30	\$26,388.80	\$59,220.50	\$713.41	\$73,864.86	\$11,744.44	115.90%
Fargo, Holy Spirit	859	257	29.92%	\$155,913.88	\$14,814.57	\$141,099.31	\$606.67	\$143,630.29	\$12,283.59	108.55%
Fargo, Nativity	1,247	224	17.96%	\$87,923.24	\$4,683.65	\$83,239.59	\$392.51	\$134,548.83	(\$46,625.59)	65.35%
Fargo, SS. Anne & Joachim	1,679	358	21.32%	\$257,205.22	\$33,128.03	\$224,077.19	\$718.45	\$252,088.82	\$5,116.40	102.03%
Fargo, St. Anthony of Padua	652	206	31.60%	\$94,889.04	\$11,778.14	\$83,110.90	\$460.63	\$95,840.54	(\$951.50)	99.01%
Fargo, St. Paul Newman	30	21	70.00%	\$15,400.00	\$1,650.00	\$13,750.00	\$733.33	\$8,812.77	\$6,587.23	174.75%
Fessenden, St. Augustine	50	19	38.00%	\$8,100.00		\$8,100.00	\$426.32	\$10,569.95	(\$2,469.95)	76.63%



"Journey with Hope" - Hebrews 6:18-19

Diocese of Fargo
Status of 2025 God's Gift Appeal

Diocese of Fargo
Office of Stewardship and Development

Parish:	Number of Households	Number of Donors	Percent Participation	Total Amout of Gifts Pledged	Outstanding Pledge Balance	Total Amount of Gifts Received	Average Gift Amount	Parish Goal	Over/ Under to Goal	Percent to Goal
Fingal, Holy Trinity	63	22	34.92%	\$7,975.00	\$120.00	\$7,855.00	\$362.50	\$11,812.43	(\$3,837.43)	67.51%
Finley, St. Olaf	24	4	16.67%	\$510.00		\$510.00	\$127.50	\$4,642.50	(\$4,132.50)	10.99%
Forman, St. Mary	66	26	39.39%	\$13,238.00		\$13,238.00	\$509.15	\$13,341.73	(\$103.73)	99.22%
Fort Totten, Seven Dolors	37	4	10.81%	\$1,450.00	\$75.00	\$1,375.00	\$362.50	\$6,670.00	(\$5,220.00)	21.74%
Fullerton, St. Patrick	24	8	33.33%	\$8,100.00		\$8,100.00	\$1,012.50	\$6,636.00	\$1,464.00	122.06%
Geneseo, St. Martin	41	10	24.39%	\$3,910.00		\$3,910.00	\$391.00	\$6,701.49	(\$2,791.49)	58.35%
Grafton, St. John the Evangelist	487	87	17.86%	\$46,205.04	\$4,157.52	\$42,047.52	\$531.09	\$87,229.45	(\$41,024.41)	52.97%
Grand Forks, Holy Family	1,052	202	19.20%	\$84,988.00	\$9,215.40	\$75,772.60	\$420.73	\$140,859.94	(\$55,871.94)	60.34%
Grand Forks, St. Mary	410	92	22.44%	\$51,922.00	\$398.00	\$51,524.00	\$564.37	\$73,040.26	(\$21,118.26)	71.09%
Grand Forks, St. Michael	1,433	276	19.26%	\$136,846.00	\$11,046.00	\$125,800.00	\$495.82	\$208,832.52	(\$71,986.52)	65.53%
Grand Forks, St. Thomas Aquinas	39	12	30.77%	\$4,325.00	\$930.00	\$3,395.00	\$360.42	\$13,493.17	(\$9,168.17)	32.05%
Gwinner, St. Vincent	35	6	17.14%	\$3,020.00		\$3,020.00	\$503.33	\$7,209.51	(\$4,189.51)	41.89%
Hankinson, St. Philip	185	54	29.19%	\$21,520.00	\$225.00	\$21,295.00	\$398.52	\$30,878.94	(\$9,358.94)	69.69%
Harvey, St. Cecilia	238	96	40.34%	\$48,515.00	\$2,605.00	\$45,910.00	\$505.36	\$43,340.67	\$5,174.33	111.94%
Hillsboro, St. Rose of Lima	189	50	26.46%	\$21,603.00	\$1,853.35	\$19,749.65	\$432.06	\$28,591.06	(\$6,988.06)	75.56%
Hope, St. Agatha	55	22	40.00%	\$11,004.00		\$11,004.00	\$500.18	\$9,715.14	\$1,288.86	113.27%
Horace, St. Benedict	235	66	28.09%	\$43,482.83	\$4,905.00	\$38,577.83	\$658.83	\$62,009.82	(\$18,526.99)	70.12%
Hunter, St. Agnes	25	4	16.00%	\$1,800.00		\$1,800.00	\$450.00	\$7,230.59	(\$5,430.59)	24.89%
Jamestown, Basilica of St. James	997	226	22.67%	\$135,885.58	\$11,582.54	\$124,303.04	\$601.26	\$154,604.17	(\$18,718.59)	87.89%
Jessie, St. Lawrence	35	16	45.71%	\$9,296.00	\$75.00	\$9,221.00	\$581.00	\$8,120.35	\$1,175.65	114.48%
Karlsruhe, SS. Peter & Paul	37	6	16.22%	\$2,150.00	\$375.00	\$1,775.00	\$358.33	\$7,701.00	(\$5,551.00)	27.92%
Kensal, St. John	21	9	42.86%	\$3,450.00		\$3,450.00	\$383.33	\$6,110.39	(\$2,660.39)	56.46%
Kindred, St. Maurice	96	28	29.17%	\$15,923.92	\$1,980.00	\$13,943.92	\$568.71	\$19,885.76	(\$3,961.84)	80.08%
Knox, St. Mary	25	6	24.00%	\$3,680.00		\$3,680.00	\$613.33	\$4,401.86	(\$721.86)	83.60%
Lakota, St. Mary	66	24	36.36%	\$5,710.00	\$200.00	\$5,510.00	\$237.92	\$11,226.26	(\$5,516.26)	50.86%
Lamoure, Holy Rosary	100	47	47.00%	\$19,505.00	\$1,800.00	\$17,705.00	\$415.00	\$25,432.34	(\$5,927.34)	76.69%
Langdon, St. Alphonsus	319	86	26.96%	\$34,803.50	\$715.00	\$34,088.50	\$404.69	\$33,317.20	\$1,486.30	104.46%
Lankin, St. Joseph	30	15	50.00%	\$8,840.63	\$199.94	\$8,640.69	\$589.38	\$8,071.33	\$769.30	109.53%
Larimore, St. Stephen	151	30	19.87%	\$14,953.00	\$3,851.00	\$11,102.00	\$498.43	\$26,259.64	(\$11,306.64)	56.94%
Leeds, St. Vincent de Paul	25	7	28.00%	\$1,235.00	\$0.00	\$1,235.00	\$176.43	\$5,089.59	(\$3,854.59)	24.27%
Lidgerwood, St. Boniface	134	50	37.31%	\$25,180.00	\$4,800.00	\$20,380.00	\$503.60	\$23,021.28	\$2,158.72	109.38%
Lisbon, St. Aloysius	171	48	28.07%	\$16,181.36	\$1,200.00	\$14,981.36	\$337.11	\$32,405.53	(\$16,224.17)	49.93%
Maddock, St. William	49	19	38.78%	\$10,210.00		\$10,210.00	\$537.37	\$10,565.75	(\$355.75)	96.63%
Mantador, SS. Peter & Paul	55	26	47.27%	\$12,588.00		\$12,588.00	\$484.15	\$10,787.67	\$1,800.33	116.69%
Manvel, St. Timothy	131	38	29.01%	\$14,355.00	\$1,146.25	\$13,208.75	\$377.76	\$23,573.88	(\$9,218.88)	60.89%
Mayville, Our Lady of Peace	108	40	37.04%	\$20,438.00	\$582.00	\$19,856.00	\$510.95	\$27,042.03	(\$6,604.03)	75.58%
McClusky, Holy Family	19	4	21.05%	\$1,550.00		\$1,550.00	\$387.50	\$3,758.24	(\$2,208.24)	41.24%
McHenry, SS. Peter & Paul	26	17	65.38%	\$5,681.40	\$520.00	\$5,161.40	\$334.20	\$5,310.59	\$370.81	106.98%
Medina, St. Mary	30	15	50.00%	\$5,525.00		\$5,525.00	\$368.33	\$8,045.00	(\$2,520.00)	68.68%



"Journey with Hope" - Hebrews 6:18-19

Diocese of Fargo
Status of 2025 God's Gift Appeal

Diocese of Fargo
Office of Stewardship and Development

Parish:	Number of Households	Number of Donors	Percent Participation	Total Amout of Gifts Pledged	Outstanding Pledge Balance	Total Amount of Gifts Received	Average Gift Amount	Parish Goal	Over/ Under to Goal	Percent to Goal
Michigan, St. Lawrence O'Toole	44	14	31.82%	\$3,500.82	\$590.66	\$2,910.16	\$250.06	\$8,525.04	(\$5,024.22)	41.07%
Milnor, St. Arnold	64	17	26.56%	\$7,010.00		\$7,010.00	\$412.35	\$10,012.45	(\$3,002.45)	70.01%
Minto, Sacred Heart	167	54	32.34%	\$18,230.40	\$905.00	\$17,325.40	\$337.60	\$32,171.56	(\$13,941.16)	56.67%
Mooreton, St. Anthony	64	21	32.81%	\$9,010.00	\$600.00	\$8,410.00	\$429.05	\$13,635.43	(\$4,625.43)	66.08%
Munich, St. Mary	66	30	45.45%	\$23,275.00		\$23,275.00	\$775.83	\$16,385.41	\$6,889.59	142.05%
Napoleon, St. Philip Neri	250	90	36.00%	\$47,147.88	\$565.00	\$46,582.88	\$523.87	\$57,398.56	(\$10,250.68)	82.14%
Neché, SS. Nereus & Achilleus	23	7	30.43%	\$3,550.00	\$625.00	\$2,925.00	\$507.14	\$5,773.02	(\$2,223.02)	61.49%
Nekoma, St. Edward	19	6	31.58%	\$1,320.00	\$250.00	\$1,070.00	\$220.00	\$2,533.04	(\$1,213.04)	52.11%
New Rockford, St. John	172	61	35.47%	\$24,355.00	\$2,520.00	\$21,835.00	\$399.26	\$34,237.29	(\$9,882.29)	71.14%
Nortonville, Holy Spirit	21	8	38.10%	\$1,519.00		\$1,519.00	\$189.88	\$3,833.03	(\$2,314.03)	39.63%
Oakes, St. Charles Borromeo	165	59	35.76%	\$38,125.00	\$3,470.00	\$34,655.00	\$646.19	\$34,027.20	\$4,097.80	112.04%
Oakwood, Sacred Heart	38	16	42.11%	\$5,190.00	\$200.00	\$4,990.00	\$324.38	\$9,148.44	(\$3,958.44)	56.73%
Park River, St. Mary	158	68	43.04%	\$30,495.00	\$2,112.48	\$28,382.52	\$448.46	\$33,022.65	(\$2,527.65)	92.35%
Pembina, Assumption	40	19	47.50%	\$6,980.00	\$825.00	\$6,155.00	\$367.37	\$8,731.81	(\$1,751.81)	79.94%
Pisek, St. John Nepomucene	72	31	43.06%	\$13,316.00	\$4,200.00	\$9,116.00	\$429.55	\$14,805.65	(\$1,489.65)	89.94%
Reynolds, Our Lady of Perpetual Help	84	41	48.81%	\$20,886.00	\$1,530.00	\$19,356.00	\$509.41	\$24,804.83	(\$3,918.83)	84.20%
Rock Lake, Immaculate Heart of Mary	17	1	5.88%	\$300.00		\$300.00	\$300.00	\$4,219.06	(\$3,919.06)	7.11%
Rolette, Sacred Heart	60	14	23.33%	\$10,675.00		\$10,675.00	\$762.50	\$13,410.63	(\$2,735.63)	79.60%
Rolla, St. Joachim	61	17	27.87%	\$9,515.00	\$0.00	\$9,515.00	\$559.71	\$18,464.12	(\$8,949.12)	51.53%
Rugby, St. Therese/Little Flower	447	127	28.41%	\$50,624.33	\$2,955.00	\$47,669.33	\$398.62	\$72,622.27	(\$21,997.94)	69.71%
Saint John, St. John the Baptist	121	9	7.44%	\$2,100.00		\$2,100.00	\$233.33	\$18,309.43	(\$16,209.43)	11.47%
Saint Michael, St. Michael's Indian Mission	71	13	18.31%	\$13,600.00		\$13,600.00	\$1,046.15	\$14,225.71	(\$625.71)	95.60%
Sanborn, Sacred Heart	60	15	25.00%	\$4,301.00	\$350.00	\$3,951.00	\$286.73	\$11,287.56	(\$6,986.56)	38.10%
Selz, St. Anthony	37	20	54.05%	\$7,691.00	\$120.00	\$7,571.00	\$384.55	\$6,335.30	\$1,355.70	121.40%
Sheldon, Our Lady of the Scapular	46	12	26.09%	\$5,736.00	\$80.00	\$5,656.00	\$478.00	\$6,780.34	(\$1,044.34)	84.60%
Starkweather, Assumption of B.V.M.	19	9	47.37%	\$6,400.00	\$300.00	\$6,100.00	\$711.11	\$4,544.00	\$1,856.00	140.85%
Steele, St. Francis de Sales	85	28	32.94%	\$15,046.00	\$250.00	\$14,796.00	\$537.36	\$15,903.11	(\$857.11)	94.61%
Sykeston, St. Elizabeth	40	17	42.50%	\$5,250.00	\$250.00	\$5,000.00	\$308.82	\$7,855.09	(\$2,605.09)	66.84%
Tappen, St. Paul	25	4	16.00%	\$850.00		\$850.00	\$212.50	\$4,456.16	(\$3,606.16)	19.07%
Thompson, St. Jude	147	33	22.45%	\$21,490.00	\$2,957.50	\$18,532.50	\$651.21	\$27,708.16	(\$6,218.16)	77.56%
Tokio, Christ the King	6		0.00%	\$0.00				\$1,251.00	(\$1,251.00)	0.00%
Tolna, St. Joseph	28	14	50.00%	\$6,233.00	\$600.00	\$5,633.00	\$445.21	\$6,209.25	\$23.75	100.38%
Towner, St. Cecilia	109	37	33.94%	\$11,889.98	\$0.00	\$11,889.98	\$321.35	\$19,018.68	(\$7,128.70)	62.52%
Unaffiliated	1,231	49	3.98%	\$15,063.07	\$295.00	\$14,768.07	\$307.41	\$34,427.57	(\$19,364.50)	43.75%
Valley City, St. Catherine	457	141	30.85%	\$68,353.00	\$5,877.50	\$62,475.50	\$484.77	\$72,440.21	(\$4,087.21)	94.36%
Velva, St. Cecilia	138	28	20.29%	\$9,785.00	\$0.00	\$9,785.00	\$349.46	\$28,881.64	(\$19,096.64)	33.88%
Verona, St. Raphael	15	5	33.33%	\$1,775.00		\$1,775.00	\$355.00	\$2,080.80	(\$305.80)	85.30%
Veseleyville, St. Luke	24	18	75.00%	\$11,400.00	\$993.00	\$10,407.00	\$633.33	\$8,464.87	\$2,935.13	134.67%
Wahpeton, St. John	794	169	21.28%	\$67,256.00	\$6,133.00	\$61,123.00	\$397.96	\$115,121.79	(\$47,865.79)	58.42%



"Journey with Hope" – Hebrews 6:18-19

Diocese of Fargo
Status of 2025 God's Gift Appeal

Diocese of Fargo
Office of Stewardship and Development

Parish:	Number of Households	Number of Donors	Percent Participation	Total Amout of Gifts Pledged	Outstanding Pledge Balance	Total Amout of Gifts Received	Average Gift Amount	Parish Goal	Over/ Under to Goal	Percent to Goal
Walhalla, St. Boniface	151	23	15.23%	\$10,690.00	\$1,800.00	\$8,890.00	\$464.78	\$24,327.52	(\$13,637.52)	43.94%
Warsaw, St. Stanislaus	85	30	35.29%	\$18,115.00	\$300.00	\$17,815.00	\$603.83	\$25,064.67	(\$6,949.67)	72.27%
West Fargo, Blessed Sacrament	430	162	37.67%	\$66,841.00	\$5,895.75	\$60,945.25	\$412.60	\$71,975.59	(\$5,134.59)	92.87%
West Fargo, Holy Cross	2,089	299	14.31%	\$135,299.68	\$14,865.90	\$120,433.78	\$452.51	\$241,511.81	(\$106,212.13)	56.02%
Westhope, St. Andrew	64	9	14.06%	\$4,225.00	\$0.00	\$4,225.00	\$469.44	\$13,986.20	(\$9,761.20)	30.21%
Willow City, Notre Dame des Victoires	17	8	47.06%	\$4,350.00		\$4,350.00	\$543.75	\$4,102.19	\$247.81	106.04%
Wimbledon, St. Boniface	58	15	25.86%	\$6,715.00		\$6,715.00	\$447.67	\$10,239.88	(\$3,524.88)	65.58%
Windsor, St. Mathias of Windsor	28	14	50.00%	\$12,380.00	\$750.00	\$11,630.00	\$884.29	\$8,112.03	\$4,267.97	152.61%
Wishek, St. Patrick	67	22	32.84%	\$6,778.00	\$100.00	\$6,678.00	\$308.09	\$12,323.12	(\$5,545.12)	55.00%
Wyndmere, St. John the Baptist	90	37	41.11%	\$12,600.00	\$1,060.00	\$11,540.00	\$340.54	\$21,406.23	(\$8,806.23)	58.86%
Zeeland, St. Andrew	56	21	37.50%	\$13,635.00	\$60.00	\$13,575.00	\$649.29	\$16,782.50	(\$3,147.50)	81.25%
Totals:	24,005	5,855	24.39%	\$2,877,617.15	\$247,988.71	\$2,629,628.44	\$491.48	\$3,773,301.00	(\$895,683.85)	76.26%

Number of parishes:

- 100% of goal or above: 25
- 75% to 99% of goal: 33
- 50% to 74% of goal: 42
- 25% to 49% of goal: 17
- Below 25% of goal: 10



"Journey with Hope" – Hebrews 6:18-19

Diocese of Fargo
Status of 2025 God's Gift Appeal

Diocese of Fargo
Office of Stewardship and Development

Parish:	Number of Households	Number of Donors	Percent Participation	Total Amout of Gifts Pledged	Outstanding Pledge Balance	Total Amount of Gifts Received	Average Gift Amount	Parish Goal	Over/ Under to Goal	Percent to Goal
Totals for entire Diocese:	24,005	5,841	24.33%	\$2,867,124.15	\$259,684.77	\$2,607,439.38	\$490.86	\$3,773,301.00	(\$906,176.85)	75.98%
Anamoose, St. Francis Xavier	73	27	36.99%	\$10,210.20	\$757.05	\$9,453.15	\$378.16	\$12,272.58	(\$2,062.38)	83.20%
Aneta, Sacred Heart	14	6	42.86%	\$3,060.00		\$3,060.00	\$510.00	\$2,895.00	\$165.00	105.70%
Argusville, St. William	62	26	41.94%	\$12,260.00	\$1,290.00	\$10,970.00	\$471.54	\$13,333.01	(\$1,073.01)	91.95%
Ashley, St. David	32	12	37.50%	\$6,525.00	\$750.00	\$5,775.00	\$543.75	\$6,976.91	(\$451.91)	93.52%
Balta, Our Lady of Mt. Carmel	54	14	25.93%	\$6,455.04	\$459.39	\$5,995.65	\$461.07	\$8,385.14	(\$1,930.10)	76.98%
Bechyne, SS. Peter & Paul	35	21	60.00%	\$9,910.33	\$0.00	\$9,910.33	\$471.92	\$8,134.35	\$1,775.98	121.83%
Belcourt, St. Ann	165	22	13.33%	\$12,381.00	\$430.00	\$11,951.00	\$562.77	\$17,926.00	(\$5,545.00)	69.07%
Belcourt, St. Anthony	24	1	4.17%	\$400.00		\$400.00	\$400.00	\$3,865.10	(\$3,465.10)	10.35%
Belcourt, St. Benedict	48	7	14.58%	\$2,830.00	\$75.00	\$2,755.00	\$404.29	\$5,423.51	(\$2,593.51)	52.18%
Bisbee, Holy Rosary	22	10	45.45%	\$1,695.00		\$1,695.00	\$169.50	\$5,290.74	(\$3,595.74)	32.04%
Bottineau, St. Mark	200	43	21.50%	\$15,711.00	\$238.00	\$15,473.00	\$365.37	\$41,156.70	(\$25,445.70)	38.17%
Buchanan, St. Margaret	36	15	41.67%	\$5,362.48	\$260.00	\$5,102.48	\$357.50	\$5,642.78	(\$280.30)	95.03%
Buffalo, St. Thomas	43	13	30.23%	\$6,980.00		\$6,980.00	\$536.92	\$10,217.09	(\$3,237.09)	68.32%
Cando, Sacred Heart	82	25	30.49%	\$11,448.00	\$1,012.00	\$10,436.00	\$457.92	\$19,808.35	(\$8,360.35)	57.79%
Carrington, Sacred Heart	196	60	30.61%	\$32,006.00	\$4,050.00	\$27,956.00	\$533.43	\$38,771.49	(\$6,765.49)	82.55%
Casselton, St. Leo	257	60	23.35%	\$37,391.00	\$6,278.29	\$31,112.71	\$623.18	\$64,992.17	(\$27,601.17)	57.53%
Cavalier, St. Brigid	92	24	26.09%	\$10,326.00	\$20.00	\$10,306.00	\$430.25	\$21,890.32	(\$11,564.32)	47.17%
Cayuga, SS. Peter & Paul	26	19	73.08%	\$9,288.00	\$93.00	\$9,195.00	\$488.84	\$7,286.13	\$2,001.87	127.48%
Cooperstown, St. George	62	32	51.61%	\$10,715.00		\$10,715.00	\$334.84	\$13,911.24	(\$3,196.24)	77.02%
Crystal, St. Patrick	30	11	36.67%	\$4,315.00		\$4,315.00	\$392.27	\$8,518.23	(\$4,203.23)	50.66%
Dazey, St. Mary	37	17	45.95%	\$6,532.00	\$250.00	\$6,282.00	\$384.24	\$7,885.85	(\$1,353.85)	82.83%
Devils Lake, St. Joseph	970	258	26.60%	\$126,677.00	\$7,102.50	\$119,574.50	\$491.00	\$130,009.17	(\$3,332.17)	97.44%
Dickey, Assumption	27	8	29.63%	\$1,070.00	\$0.00	\$1,070.00	\$133.75	\$3,831.08	(\$2,761.08)	27.93%
Drake, St. Margaret Mary	79	24	30.38%	\$7,495.00	\$0.00	\$7,495.00	\$312.29	\$10,699.45	(\$3,204.45)	70.05%
Drayton, St. Edward	56	12	21.43%	\$6,034.00		\$6,034.00	\$502.83	\$11,825.72	(\$5,791.72)	51.02%
Dunseith, St. Michael the Archangel	107	11	10.28%	\$2,405.00	\$150.00	\$2,255.00	\$218.64	\$12,968.23	(\$10,563.23)	18.55%
Edgeley, Transfiguration	92	26	28.26%	\$11,421.00	\$100.00	\$11,321.00	\$439.27	\$23,602.57	(\$12,181.57)	48.39%
Ellendale, St. Helena	73	23	31.51%	\$9,754.00	\$1,300.00	\$8,454.00	\$424.09	\$19,369.93	(\$9,615.93)	50.36%
Enderlin, St. Patrick	79	23	29.11%	\$7,540.00	\$2,740.00	\$4,800.00	\$327.83	\$10,185.50	(\$2,645.50)	74.03%
Esmond, St. Boniface	43	16	37.21%	\$8,326.00		\$8,326.00	\$520.38	\$7,468.87	\$857.13	111.48%
Fairmount, St. Anthony	53	21	39.62%	\$6,900.00		\$6,900.00	\$328.57	\$9,542.75	(\$2,642.75)	72.31%
Fargo, Cathedral of St. Mary	436	120	27.52%	\$85,329.30	\$26,758.80	\$58,570.50	\$711.08	\$73,864.86	\$11,464.44	115.52%
Fargo, Holy Spirit	859	257	29.92%	\$154,913.88	\$15,544.57	\$139,369.31	\$602.78	\$143,630.29	\$11,283.59	107.86%
Fargo, Nativity	1,247	224	17.96%	\$87,923.24	\$4,804.65	\$83,118.59	\$392.51	\$134,548.83	(\$46,625.59)	65.35%
Fargo, SS. Anne & Joachim	1,679	357	21.26%	\$254,828.22	\$35,570.01	\$219,258.21	\$713.80	\$252,088.82	\$2,739.40	101.09%
Fargo, St. Anthony of Padua	652	205	31.44%	\$94,589.04	\$14,061.89	\$80,527.15	\$461.41	\$95,840.54	(\$1,251.50)	98.69%
Fargo, St. Paul Newman	30	21	70.00%	\$15,400.00	\$1,650.00	\$13,750.00	\$733.33	\$8,812.77	\$6,587.23	174.75%
Fessenden, St. Augustine	50	19	38.00%	\$8,100.00		\$8,100.00	\$426.32	\$10,569.95	(\$2,469.95)	76.63%



"Journey with Hope" – Hebrews 6:18-19

Diocese of Fargo
Status of 2025 God's Gift Appeal

Diocese of Fargo
Office of Stewardship and Development

Parish:	Number of Households	Number of Donors	Percent Participation	Total Amout of Gifts Pledged	Outstanding Pledge Balance	Total Amount of Gifts Received	Average Gift Amount	Parish Goal	Over/ Under to Goal	Percent to Goal
Fingal, Holy Trinity	63	22	34.92%	\$7,975.00	\$150.00	\$7,825.00	\$362.50	\$11,812.43	(\$3,837.43)	67.51%
Finley, St. Olaf	24	4	16.67%	\$510.00		\$510.00	\$127.50	\$4,642.50	(\$4,132.50)	10.99%
Forman, St. Mary	66	26	39.39%	\$13,238.00		\$13,238.00	\$509.15	\$13,341.73	(\$103.73)	99.22%
Fort Totten, Seven Dolors	37	4	10.81%	\$1,450.00	\$75.00	\$1,375.00	\$362.50	\$6,670.00	(\$5,220.00)	21.74%
Fullerton, St. Patrick	24	8	33.33%	\$8,100.00		\$8,100.00	\$1,012.50	\$6,636.00	\$1,464.00	122.06%
Geneseo, St. Martin	41	10	24.39%	\$3,910.00		\$3,910.00	\$391.00	\$6,701.49	(\$2,791.49)	58.35%
Grafton, St. John the Evangelist	487	87	17.86%	\$46,205.04	\$4,207.52	\$41,997.52	\$531.09	\$87,229.45	(\$41,024.41)	52.97%
Grand Forks, Holy Family	1,052	202	19.20%	\$84,988.00	\$9,398.73	\$75,589.27	\$420.73	\$140,859.94	(\$55,871.94)	60.34%
Grand Forks, St. Mary	410	92	22.44%	\$51,772.00	\$489.00	\$51,283.00	\$562.74	\$73,040.26	(\$21,268.26)	70.88%
Grand Forks, St. Michael	1,433	276	19.26%	\$136,581.00	\$11,523.50	\$125,057.50	\$494.86	\$208,832.52	(\$72,251.52)	65.40%
Grand Forks, St. Thomas Aquinas	39	12	30.77%	\$4,325.00	\$930.00	\$3,395.00	\$360.42	\$13,493.17	(\$9,168.17)	32.05%
Gwinner, St. Vincent	35	6	17.14%	\$3,020.00		\$3,020.00	\$503.33	\$7,209.51	(\$4,189.51)	41.89%
Hankinson, St. Philip	185	54	29.19%	\$21,520.00	\$225.00	\$21,295.00	\$398.52	\$30,878.94	(\$9,358.94)	69.69%
Harvey, St. Cecilia	238	96	40.34%	\$48,515.00	\$3,080.00	\$45,435.00	\$505.36	\$43,340.67	\$5,174.33	111.94%
Hillsboro, St. Rose of Lima	189	50	26.46%	\$21,603.00	\$1,853.35	\$19,749.65	\$432.06	\$28,591.06	(\$6,988.06)	75.56%
Hope, St. Agatha	55	22	40.00%	\$11,004.00		\$11,004.00	\$500.18	\$9,715.14	\$1,288.86	113.27%
Horace, St. Benedict	235	66	28.09%	\$43,582.83	\$6,210.00	\$37,372.83	\$660.35	\$62,009.82	(\$18,426.99)	70.28%
Hunter, St. Agnes	25	4	16.00%	\$1,800.00		\$1,800.00	\$450.00	\$7,230.59	(\$5,430.59)	24.89%
Jamestown, Basilica of St. James	997	226	22.67%	\$135,885.58	\$11,702.54	\$124,183.04	\$601.26	\$154,604.17	(\$18,718.59)	87.89%
Jessie, St. Lawrence	35	16	45.71%	\$9,296.00	\$75.00	\$9,221.00	\$581.00	\$8,120.35	\$1,175.65	114.48%
Karlsruhe, SS. Peter & Paul	37	6	16.22%	\$2,150.00	\$375.00	\$1,775.00	\$358.33	\$7,701.00	(\$5,551.00)	27.92%
Kensal, St. John	21	9	42.86%	\$3,450.00		\$3,450.00	\$383.33	\$6,110.39	(\$2,660.39)	56.46%
Kindred, St. Maurice	96	28	29.17%	\$15,923.92	\$2,130.00	\$13,793.92	\$568.71	\$19,885.76	(\$3,961.84)	80.08%
Knox, St. Mary	25	6	24.00%	\$3,680.00		\$3,680.00	\$613.33	\$4,401.86	(\$721.86)	83.60%
Lakota, St. Mary	66	23	34.85%	\$5,660.00	\$200.00	\$5,460.00	\$246.09	\$11,226.26	(\$5,566.26)	50.42%
Lamoure, Holy Rosary	100	46	46.00%	\$19,005.00	\$1,900.00	\$17,105.00	\$413.15	\$25,432.34	(\$6,427.34)	74.73%
Langdon, St. Alphonsus	319	86	26.96%	\$34,753.50	\$715.00	\$34,038.50	\$404.11	\$33,317.20	\$1,436.30	104.31%
Lankin, St. Joseph	30	15	50.00%	\$8,840.63	\$199.94	\$8,640.69	\$589.38	\$8,071.33	\$769.30	109.53%
Larimore, St. Stephen	151	30	19.87%	\$14,953.00	\$3,916.00	\$11,037.00	\$498.43	\$26,259.64	(\$11,306.64)	56.94%
Leeds, St. Vincent de Paul	25	7	28.00%	\$1,235.00	\$0.00	\$1,235.00	\$176.43	\$5,089.59	(\$3,854.59)	24.27%
Lidgerwood, St. Boniface	134	50	37.31%	\$25,180.00	\$4,850.00	\$20,330.00	\$503.60	\$23,021.28	\$2,158.72	109.38%
Lisbon, St. Aloysius	171	48	28.07%	\$16,181.36	\$1,250.00	\$14,931.36	\$337.11	\$32,405.53	(\$16,224.17)	49.93%
Maddock, St. William	49	19	38.78%	\$10,210.00		\$10,210.00	\$537.37	\$10,565.75	(\$355.75)	96.63%
Mantador, SS. Peter & Paul	55	26	47.27%	\$12,588.00		\$12,588.00	\$484.15	\$10,787.67	\$1,800.33	116.69%
Manvel, St. Timothy	131	38	29.01%	\$14,355.00	\$1,146.25	\$13,208.75	\$377.76	\$23,573.88	(\$9,218.88)	60.89%
Mayville, Our Lady of Peace	108	40	37.04%	\$20,438.00	\$582.00	\$19,856.00	\$510.95	\$27,042.03	(\$6,604.03)	75.58%
McClusky, Holy Family	19	4	21.05%	\$1,550.00		\$1,550.00	\$387.50	\$3,758.24	(\$2,208.24)	41.24%
McHenry, SS. Peter & Paul	26	17	65.38%	\$5,681.40	\$540.00	\$5,141.40	\$334.20	\$5,310.59	\$370.81	106.98%
Medina, St. Mary	30	15	50.00%	\$5,525.00		\$5,525.00	\$368.33	\$8,045.00	(\$2,520.00)	68.68%



"Journey with Hope" - Hebrews 6:18-19

Diocese of Fargo
Status of 2025 God's Gift Appeal

Diocese of Fargo
Office of Stewardship and Development

Parish:	Number of Households	Number of Donors	Percent Participation	Total Amout of Gifts Pledged	Outstanding Pledge Balance	Total Amount of Gifts Received	Average Gift Amount	Parish Goal	Over/ Under to Goal	Percent to Goal
Michigan, St. Lawrence O'Toole	44	14	31.82%	\$3,500.82	\$590.66	\$2,910.16	\$250.06	\$8,525.04	(\$5,024.22)	41.07%
Milnor, St. Arnold	64	17	26.56%	\$7,010.00		\$7,010.00	\$412.35	\$10,012.45	(\$3,002.45)	70.01%
Minto, Sacred Heart	167	54	32.34%	\$18,230.40	\$980.00	\$17,250.40	\$337.60	\$32,171.56	(\$13,941.16)	56.67%
Mooreton, St. Anthony	64	21	32.81%	\$9,010.00	\$600.00	\$8,410.00	\$429.05	\$13,635.43	(\$4,625.43)	66.08%
Munich, St. Mary	66	30	45.45%	\$23,275.00		\$23,275.00	\$775.83	\$16,385.41	\$6,889.59	142.05%
Napoleon, St. Philip Neri	250	88	35.20%	\$46,737.88	\$620.00	\$46,117.88	\$531.11	\$57,398.56	(\$10,660.68)	81.43%
Neché, SS. Nereus & Achilleus	23	7	30.43%	\$3,550.00	\$625.00	\$2,925.00	\$507.14	\$5,773.02	(\$2,223.02)	61.49%
Nekoma, St. Edward	19	6	31.58%	\$1,320.00	\$250.00	\$1,070.00	\$220.00	\$2,533.04	(\$1,213.04)	52.11%
New Rockford, St. John	172	61	35.47%	\$24,355.00	\$2,820.00	\$21,535.00	\$399.26	\$34,237.29	(\$9,882.29)	71.14%
Nortonville, Holy Spirit	21	8	38.10%	\$1,519.00		\$1,519.00	\$189.88	\$3,833.03	(\$2,314.03)	39.63%
Oakes, St. Charles Borromeo	165	59	35.76%	\$38,125.00	\$3,470.00	\$34,655.00	\$646.19	\$34,027.20	\$4,097.80	112.04%
Oakwood, Sacred Heart	38	16	42.11%	\$5,190.00	\$250.00	\$4,940.00	\$324.38	\$9,148.44	(\$3,958.44)	56.73%
Park River, St. Mary	158	67	42.41%	\$30,295.00	\$2,237.48	\$28,057.52	\$452.16	\$33,022.65	(\$2,727.65)	91.74%
Pembina, Assumption	40	19	47.50%	\$6,980.00	\$825.00	\$6,155.00	\$367.37	\$8,731.81	(\$1,751.81)	79.94%
Pisek, St. John Nepomucene	72	31	43.06%	\$13,316.00	\$4,200.00	\$9,116.00	\$429.55	\$14,805.65	(\$1,489.65)	89.94%
Reynolds, Our Lady of Perpetual Help	84	41	48.81%	\$20,886.00	\$1,530.00	\$19,356.00	\$509.41	\$24,804.83	(\$3,918.83)	84.20%
Rock Lake, Immaculate Heart of Mary	17	1	5.88%	\$300.00		\$300.00	\$300.00	\$4,219.06	(\$3,919.06)	7.11%
Rolette, Sacred Heart	60	14	23.33%	\$10,675.00		\$10,675.00	\$762.50	\$13,410.63	(\$2,735.63)	79.60%
Rolla, St. Joachim	61	17	27.87%	\$9,515.00	\$0.00	\$9,515.00	\$559.71	\$18,464.12	(\$8,949.12)	51.53%
Rugby, St. Therese/Little Flower	447	127	28.41%	\$50,624.33	\$2,990.00	\$47,634.33	\$398.62	\$72,622.27	(\$21,997.94)	69.71%
Saint John, St. John the Baptist	121	9	7.44%	\$2,100.00		\$2,100.00	\$233.33	\$18,309.43	(\$16,209.43)	11.47%
Saint Michael, St. Michael's Indian Mission	71	13	18.31%	\$13,600.00		\$13,600.00	\$1,046.15	\$14,225.71	(\$625.71)	95.60%
Sanborn, Sacred Heart	60	15	25.00%	\$4,301.00	\$400.00	\$3,901.00	\$286.73	\$11,287.56	(\$6,986.56)	38.10%
Selz, St. Anthony	37	20	54.05%	\$7,691.00	\$120.00	\$7,571.00	\$384.55	\$6,335.30	\$1,355.70	121.40%
Sheldon, Our Lady of the Scapular	46	12	26.09%	\$5,736.00	\$80.00	\$5,656.00	\$478.00	\$6,780.34	(\$1,044.34)	84.60%
Starkweather, Assumption of B.V.M.	19	9	47.37%	\$6,400.00	\$300.00	\$6,100.00	\$711.11	\$4,544.00	\$1,856.00	140.85%
Steele, St. Francis de Sales	85	28	32.94%	\$15,046.00	\$250.00	\$14,796.00	\$537.36	\$15,903.11	(\$857.11)	94.61%
Sykeston, St. Elizabeth	40	17	42.50%	\$5,250.00	\$250.00	\$5,000.00	\$308.82	\$7,855.09	(\$2,605.09)	66.84%
Tappen, St. Paul	25	4	16.00%	\$850.00		\$850.00	\$212.50	\$4,456.16	(\$3,606.16)	19.07%
Thompson, St. Jude	147	33	22.45%	\$21,490.00	\$2,957.50	\$18,532.50	\$651.21	\$27,708.16	(\$6,218.16)	77.56%
Tokio, Christ the King	6		0.00%	\$0.00				\$1,251.00	(\$1,251.00)	0.00%
Tolna, St. Joseph	28	14	50.00%	\$6,218.00	\$600.00	\$5,618.00	\$444.14	\$6,209.25	\$8.75	100.14%
Towner, St. Cecilia	109	37	33.94%	\$11,889.98	\$0.00	\$11,889.98	\$321.35	\$19,018.68	(\$7,128.70)	62.52%
Unaffiliated	1,231	49	3.98%	\$15,043.07	\$315.00	\$14,728.07	\$307.00	\$34,427.57	(\$19,384.50)	43.69%
Valley City, St. Catherine	457	141	30.85%	\$68,303.00	\$6,302.50	\$62,000.50	\$484.42	\$72,440.21	(\$4,137.21)	94.29%
Velva, St. Cecilia	138	27	19.57%	\$9,660.00	\$0.00	\$9,660.00	\$357.78	\$28,881.64	(\$19,221.64)	33.45%
Verona, St. Raphael	15	5	33.33%	\$1,775.00		\$1,775.00	\$355.00	\$2,080.80	(\$305.80)	85.30%
Veseleyville, St. Luke	24	18	75.00%	\$11,400.00	\$993.00	\$10,407.00	\$633.33	\$8,464.87	\$2,935.13	134.67%
Wahpeton, St. John	794	169	21.28%	\$67,256.00	\$6,358.00	\$60,898.00	\$397.96	\$115,121.79	(\$47,865.79)	58.42%



"Journey with Hope" – Hebrews 6:18-19

Diocese of Fargo
Status of 2025 God's Gift Appeal

Diocese of Fargo
Office of Stewardship and Development

Parish:	Number of Households	Number of Donors	Percent Participation	Total Amout of Gifts Pledged	Outstanding Pledge Balance	Total Amout of Gifts Received	Average Gift Amount	Parish Goal	Over/ Under to Goal	Percent to Goal
Walhalla, St. Boniface	151	23	15.23%	\$10,590.00	\$1,800.00	\$8,790.00	\$460.43	\$24,327.52	(\$13,737.52)	43.53%
Warsaw, St. Stanislaus	85	30	35.29%	\$18,115.00	\$300.00	\$17,815.00	\$603.83	\$25,064.67	(\$6,949.67)	72.27%
West Fargo, Blessed Sacrament	430	162	37.67%	\$66,841.00	\$6,215.75	\$60,625.25	\$412.60	\$71,975.59	(\$5,134.59)	92.87%
West Fargo, Holy Cross	2,089	297	14.22%	\$134,324.68	\$15,015.90	\$119,308.78	\$452.27	\$241,511.81	(\$107,187.13)	55.62%
Westhope, St. Andrew	64	9	14.06%	\$4,225.00	\$0.00	\$4,225.00	\$469.44	\$13,986.20	(\$9,761.20)	30.21%
Willow City, Notre Dame des Victoires	17	8	47.06%	\$4,350.00		\$4,350.00	\$543.75	\$4,102.19	\$247.81	106.04%
Wimbledon, St. Boniface	58	15	25.86%	\$6,715.00		\$6,715.00	\$447.67	\$10,239.88	(\$3,524.88)	65.58%
Windsor, St. Mathias of Windsor	28	13	46.43%	\$9,380.00	\$750.00	\$8,630.00	\$721.54	\$8,112.03	\$1,267.97	115.63%
Wishek, St. Patrick	67	22	32.84%	\$6,778.00	\$100.00	\$6,678.00	\$308.09	\$12,323.12	(\$5,545.12)	55.00%
Wyndmere, St. John the Baptist	90	37	41.11%	\$12,600.00	\$1,060.00	\$11,540.00	\$340.54	\$21,406.23	(\$8,806.23)	58.86%
Zeeland, St. Andrew	56	21	37.50%	\$13,635.00	\$60.00	\$13,575.00	\$649.29	\$16,782.50	(\$3,147.50)	81.25%
Totals:	24,005	5,841	24.33%	\$2,867,124.15	\$259,684.77	\$2,607,439.38	\$490.86	\$3,773,301.00	(\$906,176.85)	75.98%

Number of parishes:

100% of goal or above: 25

75% to 99% of goal: 32

50% to 74% of goal: 43

25% to 49% of goal: 17

Below 25% of goal: 10



"Journey with Hope" - Hebrews 6:18-19

Diocese of Fargo
Status of 2025 God's Gift Appeal

Diocese of Fargo
Office of Stewardship and Development

Parish:	Number of Households	Number of Donors	Percent Participation	Total Amout of Gifts Pledged	Outstanding Pledge Balance	Total Amount of Gifts Received	Average Gift Amount	Parish Goal	Over/ Under to Goal	Percent to Goal
Totals for entire Diocese:	24,005	5,822	24.25%	\$2,849,144.26	\$271,214.67	\$2,577,929.59	\$489.38	\$3,773,301.00	(\$924,156.74)	75.51%
Anamoose, St. Francis Xavier	73	27	36.99%	\$10,210.20	\$757.05	\$9,453.15	\$378.16	\$12,272.58	(\$2,062.38)	83.20%
Aneta, Sacred Heart	14	6	42.86%	\$3,060.00		\$3,060.00	\$510.00	\$2,895.00	\$165.00	105.70%
Argusville, St. William	62	25	40.32%	\$11,660.00	\$1,290.00	\$10,370.00	\$466.40	\$13,333.01	(\$1,673.01)	87.45%
Ashley, St. David	32	12	37.50%	\$6,525.00	\$750.00	\$5,775.00	\$543.75	\$6,976.91	(\$451.91)	93.52%
Balta, Our Lady of Mt. Carmel	54	14	25.93%	\$6,455.04	\$612.52	\$5,842.52	\$461.07	\$8,385.14	(\$1,930.10)	76.98%
Bechyne, SS. Peter & Paul	35	21	60.00%	\$9,910.33	\$0.00	\$9,910.33	\$471.92	\$8,134.35	\$1,775.98	121.83%
Belcourt, St. Ann	165	22	13.33%	\$12,381.00	\$565.00	\$11,816.00	\$562.77	\$17,926.00	(\$5,545.00)	69.07%
Belcourt, St. Anthony	24	1	4.17%	\$400.00		\$400.00	\$400.00	\$3,865.10	(\$3,465.10)	10.35%
Belcourt, St. Benedict	48	7	14.58%	\$2,830.00	\$75.00	\$2,755.00	\$404.29	\$5,423.51	(\$2,593.51)	52.18%
Bisbee, Holy Rosary	22	10	45.45%	\$1,695.00		\$1,695.00	\$169.50	\$5,290.74	(\$3,595.74)	32.04%
Bottineau, St. Mark	200	43	21.50%	\$15,711.00	\$238.00	\$15,473.00	\$365.37	\$41,156.70	(\$25,445.70)	38.17%
Buchanan, St. Margaret	36	15	41.67%	\$5,362.48	\$280.00	\$5,082.48	\$357.50	\$5,642.78	(\$280.30)	95.03%
Buffalo, St. Thomas	43	13	30.23%	\$6,980.00		\$6,980.00	\$536.92	\$10,217.09	(\$3,237.09)	68.32%
Cando, Sacred Heart	82	25	30.49%	\$11,448.00	\$1,012.00	\$10,436.00	\$457.92	\$19,808.35	(\$8,360.35)	57.79%
Carrington, Sacred Heart	196	60	30.61%	\$32,006.00	\$4,450.00	\$27,556.00	\$533.43	\$38,771.49	(\$6,765.49)	82.55%
Casselton, St. Leo	257	60	23.35%	\$37,241.00	\$6,278.29	\$30,962.71	\$620.68	\$64,992.17	(\$27,751.17)	57.30%
Cavalier, St. Brigid	92	24	26.09%	\$10,326.00	\$40.00	\$10,286.00	\$430.25	\$21,890.32	(\$11,564.32)	47.17%
Cayuga, SS. Peter & Paul	26	19	73.08%	\$9,288.00	\$93.00	\$9,195.00	\$488.84	\$7,286.13	\$2,001.87	127.48%
Cooperstown, St. George	62	32	51.61%	\$10,715.00		\$10,715.00	\$334.84	\$13,911.24	(\$3,196.24)	77.02%
Crystal, St. Patrick	30	11	36.67%	\$4,315.00		\$4,315.00	\$392.27	\$8,518.23	(\$4,203.23)	50.66%
Dazey, St. Mary	37	17	45.95%	\$6,532.00	\$250.00	\$6,282.00	\$384.24	\$7,885.85	(\$1,353.85)	82.83%
Devils Lake, St. Joseph	970	258	26.60%	\$126,677.00	\$7,422.50	\$119,254.50	\$491.00	\$130,009.17	(\$3,332.17)	97.44%
Dickey, Assumption	27	8	29.63%	\$1,070.00	\$0.00	\$1,070.00	\$133.75	\$3,831.08	(\$2,761.08)	27.93%
Drake, St. Margaret Mary	79	24	30.38%	\$7,495.00	\$0.00	\$7,495.00	\$312.29	\$10,699.45	(\$3,204.45)	70.05%
Drayton, St. Edward	56	12	21.43%	\$6,034.00		\$6,034.00	\$502.83	\$11,825.72	(\$5,791.72)	51.02%
Dunseith, St. Michael the Archangel	107	11	10.28%	\$2,405.00	\$200.00	\$2,205.00	\$218.64	\$12,968.23	(\$10,563.23)	18.55%
Edgeley, Transfiguration	92	26	28.26%	\$11,421.00	\$100.00	\$11,321.00	\$439.27	\$23,602.57	(\$12,181.57)	48.39%
Ellendale, St. Helena	73	23	31.51%	\$9,754.00	\$1,400.00	\$8,354.00	\$424.09	\$19,369.93	(\$9,615.93)	50.36%
Enderlin, St. Patrick	79	23	29.11%	\$7,540.00	\$2,740.00	\$4,800.00	\$327.83	\$10,185.50	(\$2,645.50)	74.03%
Esmond, St. Boniface	43	16	37.21%	\$8,326.00		\$8,326.00	\$520.38	\$7,468.87	\$857.13	111.48%
Fairmount, St. Anthony	53	21	39.62%	\$6,900.00		\$6,900.00	\$328.57	\$9,542.75	(\$2,642.75)	72.31%
Fargo, Cathedral of St. Mary	436	120	27.52%	\$85,279.30	\$27,443.80	\$57,835.50	\$710.66	\$73,864.86	\$11,414.44	115.45%
Fargo, Holy Spirit	859	256	29.80%	\$153,903.88	\$16,224.57	\$137,679.31	\$601.19	\$143,630.29	\$10,273.59	107.15%
Fargo, Nativity	1,247	221	17.72%	\$87,370.24	\$5,344.65	\$82,025.59	\$395.34	\$134,548.83	(\$47,178.59)	64.94%
Fargo, SS. Anne & Joachim	1,679	355	21.14%	\$250,998.22	\$36,227.51	\$214,770.71	\$707.04	\$252,088.82	(\$1,090.60)	99.57%
Fargo, St. Anthony of Padua	652	205	31.44%	\$93,749.04	\$14,751.14	\$78,997.90	\$457.31	\$95,840.54	(\$2,091.50)	97.82%
Fargo, St. Paul Newman	30	21	70.00%	\$15,400.00	\$1,650.00	\$13,750.00	\$733.33	\$8,812.77	\$6,587.23	174.75%
Fessenden, St. Augustine	50	19	38.00%	\$8,100.00		\$8,100.00	\$426.32	\$10,569.95	(\$2,469.95)	76.63%



"Journey with Hope" – Hebrews 6:18-19

Diocese of Fargo
Status of 2025 God's Gift Appeal

Diocese of Fargo
Office of Stewardship and Development

Parish:	Number of Households	Number of Donors	Percent Participation	Total Amout of Gifts Pledged	Outstanding Pledge Balance	Total Amount of Gifts Received	Average Gift Amount	Parish Goal	Over/ Under to Goal	Percent to Goal
Fingal, Holy Trinity	63	21	33.33%	\$7,725.00	\$150.00	\$7,575.00	\$367.86	\$11,812.43	(\$4,087.43)	65.40%
Finley, St. Olaf	24	4	16.67%	\$510.00		\$510.00	\$127.50	\$4,642.50	(\$4,132.50)	10.99%
Forman, St. Mary	66	26	39.39%	\$13,238.00		\$13,238.00	\$509.15	\$13,341.73	(\$103.73)	99.22%
Fort Totten, Seven Dolors	37	4	10.81%	\$1,450.00	\$75.00	\$1,375.00	\$362.50	\$6,670.00	(\$5,220.00)	21.74%
Fullerton, St. Patrick	24	7	29.17%	\$7,100.00		\$7,100.00	\$1,014.29	\$6,636.00	\$464.00	106.99%
Geneseo, St. Martin	41	10	24.39%	\$3,910.00		\$3,910.00	\$391.00	\$6,701.49	(\$2,791.49)	58.35%
Grafton, St. John the Evangelist	487	85	17.45%	\$43,155.04	\$4,282.52	\$38,872.52	\$507.71	\$87,229.45	(\$44,074.41)	49.47%
Grand Forks, Holy Family	1,052	199	18.92%	\$83,868.00	\$9,324.98	\$74,543.02	\$421.45	\$140,859.94	(\$56,991.94)	59.54%
Grand Forks, St. Mary	410	91	22.20%	\$51,372.00	\$489.00	\$50,883.00	\$564.53	\$73,040.26	(\$21,668.26)	70.33%
Grand Forks, St. Michael	1,433	275	19.19%	\$133,846.00	\$12,804.50	\$121,041.50	\$486.71	\$208,832.52	(\$74,986.52)	64.09%
Grand Forks, St. Thomas Aquinas	39	12	30.77%	\$4,325.00	\$990.00	\$3,335.00	\$360.42	\$13,493.17	(\$9,168.17)	32.05%
Gwinner, St. Vincent	35	6	17.14%	\$3,020.00		\$3,020.00	\$503.33	\$7,209.51	(\$4,189.51)	41.89%
Hankinson, St. Philip	185	54	29.19%	\$21,420.00	\$225.00	\$21,195.00	\$396.67	\$30,878.94	(\$9,458.94)	69.37%
Harvey, St. Cecilia	238	96	40.34%	\$48,515.00	\$3,080.00	\$45,435.00	\$505.36	\$43,340.67	\$5,174.33	111.94%
Hillsboro, St. Rose of Lima	189	50	26.46%	\$21,603.00	\$1,903.35	\$19,699.65	\$432.06	\$28,591.06	(\$6,988.06)	75.56%
Hope, St. Agatha	55	22	40.00%	\$11,004.00		\$11,004.00	\$500.18	\$9,715.14	\$1,288.86	113.27%
Horace, St. Benedict	235	66	28.09%	\$43,444.83	\$6,210.00	\$37,234.83	\$658.26	\$62,009.82	(\$18,564.99)	70.06%
Hunter, St. Agnes	25	4	16.00%	\$1,800.00		\$1,800.00	\$450.00	\$7,230.59	(\$5,430.59)	24.89%
Jamestown, Basilica of St. James	997	225	22.57%	\$135,476.69	\$12,549.21	\$122,927.48	\$602.12	\$154,604.17	(\$19,127.48)	87.63%
Jessie, St. Lawrence	35	16	45.71%	\$9,296.00	\$75.00	\$9,221.00	\$581.00	\$8,120.35	\$1,175.65	114.48%
Karlsruhe, SS. Peter & Paul	37	6	16.22%	\$2,150.00	\$450.00	\$1,700.00	\$358.33	\$7,701.00	(\$5,551.00)	27.92%
Kensal, St. John	21	9	42.86%	\$3,450.00		\$3,450.00	\$383.33	\$6,110.39	(\$2,660.39)	56.46%
Kindred, St. Maurice	96	28	29.17%	\$15,923.92	\$2,442.50	\$13,481.42	\$568.71	\$19,885.76	(\$3,961.84)	80.08%
Knox, St. Mary	25	6	24.00%	\$3,680.00		\$3,680.00	\$613.33	\$4,401.86	(\$721.86)	83.60%
Lakota, St. Mary	66	23	34.85%	\$5,660.00	\$200.00	\$5,460.00	\$246.09	\$11,226.26	(\$5,566.26)	50.42%
Lamoure, Holy Rosary	100	46	46.00%	\$18,755.00	\$2,050.00	\$16,705.00	\$407.72	\$25,432.34	(\$6,677.34)	73.74%
Langdon, St. Alphonsus	319	86	26.96%	\$34,753.50	\$852.50	\$33,901.00	\$404.11	\$33,317.20	\$1,436.30	104.31%
Lankin, St. Joseph	30	15	50.00%	\$8,840.63	\$233.27	\$8,607.36	\$589.38	\$8,071.33	\$769.30	109.53%
Larimore, St. Stephen	151	30	19.87%	\$14,953.00	\$4,114.00	\$10,839.00	\$498.43	\$26,259.64	(\$11,306.64)	56.94%
Leeds, St. Vincent de Paul	25	7	28.00%	\$1,235.00	\$0.00	\$1,235.00	\$176.43	\$5,089.59	(\$3,854.59)	24.27%
Lidgerwood, St. Boniface	134	50	37.31%	\$25,180.00	\$5,000.00	\$20,180.00	\$503.60	\$23,021.28	\$2,158.72	109.38%
Lisbon, St. Aloysius	171	48	28.07%	\$16,181.36	\$1,250.00	\$14,931.36	\$337.11	\$32,405.53	(\$16,224.17)	49.93%
Maddock, St. William	49	19	38.78%	\$10,210.00		\$10,210.00	\$537.37	\$10,565.75	(\$355.75)	96.63%
Mantador, SS. Peter & Paul	55	26	47.27%	\$12,588.00		\$12,588.00	\$484.15	\$10,787.67	\$1,800.33	116.69%
Manvel, St. Timothy	131	38	29.01%	\$14,355.00	\$1,146.25	\$13,208.75	\$377.76	\$23,573.88	(\$9,218.88)	60.89%
Mayville, Our Lady of Peace	108	40	37.04%	\$20,408.00	\$651.00	\$19,757.00	\$510.20	\$27,042.03	(\$6,634.03)	75.47%
McClusky, Holy Family	19	4	21.05%	\$1,550.00		\$1,550.00	\$387.50	\$3,758.24	(\$2,208.24)	41.24%
McHenry, SS. Peter & Paul	26	17	65.38%	\$5,681.40	\$665.00	\$5,016.40	\$334.20	\$5,310.59	\$370.81	106.98%
Medina, St. Mary	30	15	50.00%	\$5,525.00		\$5,525.00	\$368.33	\$8,045.00	(\$2,520.00)	68.68%



"Journey with Hope" - Hebrews 6:18-19

Diocese of Fargo
Status of 2025 God's Gift Appeal

Diocese of Fargo
Office of Stewardship and Development

Parish:	Number of Households	Number of Donors	Percent Participation	Total Amout of Gifts Pledged	Outstanding Pledge Balance	Total Amount of Gifts Received	Average Gift Amount	Parish Goal	Over/ Under to Goal	Percent to Goal
Michigan, St. Lawrence O'Toole	44	14	31.82%	\$3,500.82	\$590.66	\$2,910.16	\$250.06	\$8,525.04	(\$5,024.22)	41.07%
Milnor, St. Arnold	64	17	26.56%	\$7,010.00		\$7,010.00	\$412.35	\$10,012.45	(\$3,002.45)	70.01%
Minto, Sacred Heart	167	54	32.34%	\$18,165.40	\$1,070.00	\$17,095.40	\$336.40	\$32,171.56	(\$14,006.16)	56.46%
Mooreton, St. Anthony	64	21	32.81%	\$9,010.00	\$600.00	\$8,410.00	\$429.05	\$13,635.43	(\$4,625.43)	66.08%
Munich, St. Mary	66	30	45.45%	\$23,175.00		\$23,175.00	\$772.50	\$16,385.41	\$6,789.59	141.44%
Napoleon, St. Philip Neri	250	88	35.20%	\$46,737.88	\$620.00	\$46,117.88	\$531.11	\$57,398.56	(\$10,660.68)	81.43%
Neché, SS. Nereus & Achilleus	23	7	30.43%	\$3,550.00	\$625.00	\$2,925.00	\$507.14	\$5,773.02	(\$2,223.02)	61.49%
Nekoma, St. Edward	19	6	31.58%	\$1,320.00	\$250.00	\$1,070.00	\$220.00	\$2,533.04	(\$1,213.04)	52.11%
New Rockford, St. John	172	61	35.47%	\$24,325.00	\$2,820.00	\$21,505.00	\$398.77	\$34,237.29	(\$9,912.29)	71.05%
Nortonville, Holy Spirit	21	8	38.10%	\$1,519.00		\$1,519.00	\$189.88	\$3,833.03	(\$2,314.03)	39.63%
Oakes, St. Charles Borromeo	165	59	35.76%	\$38,125.00	\$3,670.00	\$34,455.00	\$646.19	\$34,027.20	\$4,097.80	112.04%
Oakwood, Sacred Heart	38	16	42.11%	\$5,190.00	\$250.00	\$4,940.00	\$324.38	\$9,148.44	(\$3,958.44)	56.73%
Park River, St. Mary	158	67	42.41%	\$30,295.00	\$2,386.23	\$27,908.77	\$452.16	\$33,022.65	(\$2,727.65)	91.74%
Pembina, Assumption	40	19	47.50%	\$6,980.00	\$825.00	\$6,155.00	\$367.37	\$8,731.81	(\$1,751.81)	79.94%
Pisek, St. John Nepomucene	72	31	43.06%	\$13,316.00	\$4,200.00	\$9,116.00	\$429.55	\$14,805.65	(\$1,489.65)	89.94%
Reynolds, Our Lady of Perpetual Help	84	40	47.62%	\$20,286.00	\$1,530.00	\$18,756.00	\$507.15	\$24,804.83	(\$4,518.83)	81.78%
Rock Lake, Immaculate Heart of Mary	17	1	5.88%	\$300.00		\$300.00	\$300.00	\$4,219.06	(\$3,919.06)	7.11%
Rolette, Sacred Heart	60	14	23.33%	\$10,675.00		\$10,675.00	\$762.50	\$13,410.63	(\$2,735.63)	79.60%
Rolla, St. Joachim	61	17	27.87%	\$9,515.00	\$0.00	\$9,515.00	\$559.71	\$18,464.12	(\$8,949.12)	51.53%
Rugby, St. Therese/Little Flower	447	127	28.41%	\$50,624.33	\$2,990.00	\$47,634.33	\$398.62	\$72,622.27	(\$21,997.94)	69.71%
Saint John, St. John the Baptist	121	9	7.44%	\$2,100.00		\$2,100.00	\$233.33	\$18,309.43	(\$16,209.43)	11.47%
Saint Michael, St. Michael's Indian Mission	71	13	18.31%	\$13,600.00		\$13,600.00	\$1,046.15	\$14,225.71	(\$625.71)	95.60%
Sanborn, Sacred Heart	60	15	25.00%	\$4,301.00	\$400.00	\$3,901.00	\$286.73	\$11,287.56	(\$6,986.56)	38.10%
Selz, St. Anthony	37	20	54.05%	\$7,691.00	\$160.00	\$7,531.00	\$384.55	\$6,335.30	\$1,355.70	121.40%
Sheldon, Our Lady of the Scapular	46	12	26.09%	\$5,736.00	\$80.00	\$5,656.00	\$478.00	\$6,780.34	(\$1,044.34)	84.60%
Starkweather, Assumption of B.V.M.	19	9	47.37%	\$6,400.00	\$300.00	\$6,100.00	\$711.11	\$4,544.00	\$1,856.00	140.85%
Steele, St. Francis de Sales	85	28	32.94%	\$15,046.00	\$250.00	\$14,796.00	\$537.36	\$15,903.11	(\$857.11)	94.61%
Sykeston, St. Elizabeth	40	17	42.50%	\$5,250.00	\$250.00	\$5,000.00	\$308.82	\$7,855.09	(\$2,605.09)	66.84%
Tappen, St. Paul	25	4	16.00%	\$850.00		\$850.00	\$212.50	\$4,456.16	(\$3,606.16)	19.07%
Thompson, St. Jude	147	33	22.45%	\$21,490.00	\$3,082.50	\$18,407.50	\$651.21	\$27,708.16	(\$6,218.16)	77.56%
Tokio, Christ the King	6		0.00%	\$0.00				\$1,251.00	(\$1,251.00)	0.00%
Tolna, St. Joseph	28	14	50.00%	\$6,218.00	\$600.00	\$5,618.00	\$444.14	\$6,209.25	\$8.75	100.14%
Towner, St. Cecilia	109	37	33.94%	\$11,889.98	\$50.00	\$11,839.98	\$321.35	\$19,018.68	(\$7,128.70)	62.52%
Unaffiliated	1,231	49	3.98%	\$15,043.07	\$315.00	\$14,728.07	\$307.00	\$34,427.57	(\$19,384.50)	43.69%
Valley City, St. Catherine	457	141	30.85%	\$68,208.00	\$6,677.50	\$61,530.50	\$483.74	\$72,440.21	(\$4,232.21)	94.16%
Velva, St. Cecilia	138	27	19.57%	\$9,640.00	\$0.00	\$9,640.00	\$357.04	\$28,881.64	(\$19,241.64)	33.38%
Verona, St. Raphael	15	5	33.33%	\$1,775.00		\$1,775.00	\$355.00	\$2,080.80	(\$305.80)	85.30%
Veseleyville, St. Luke	24	18	75.00%	\$11,400.00	\$1,093.00	\$10,307.00	\$633.33	\$8,464.87	\$2,935.13	134.67%
Wahpeton, St. John	794	169	21.28%	\$67,256.00	\$6,742.50	\$60,513.50	\$397.96	\$115,121.79	(\$47,865.79)	58.42%



"Journey with Hope" – Hebrews 6:18-19

Diocese of Fargo
Status of 2025 God's Gift Appeal

Diocese of Fargo
Office of Stewardship and Development

Parish:	Number of Households	Number of Donors	Percent Participation	Total Amout of Gifts Pledged	Outstanding Pledge Balance	Total Amout of Gifts Received	Average Gift Amount	Parish Goal	Over/ Under to Goal	Percent to Goal
Walhalla, St. Boniface	151	23	15.23%	\$10,590.00	\$1,800.00	\$8,790.00	\$460.43	\$24,327.52	(\$13,737.52)	43.53%
Warsaw, St. Stanislaus	85	30	35.29%	\$18,115.00	\$400.00	\$17,715.00	\$603.83	\$25,064.67	(\$6,949.67)	72.27%
West Fargo, Blessed Sacrament	430	162	37.67%	\$66,461.00	\$6,795.00	\$59,666.00	\$410.25	\$71,975.59	(\$5,514.59)	92.34%
West Fargo, Holy Cross	2,089	297	14.22%	\$134,299.68	\$16,314.17	\$117,985.51	\$452.19	\$241,511.81	(\$107,212.13)	55.61%
Westhope, St. Andrew	64	9	14.06%	\$4,225.00	\$0.00	\$4,225.00	\$469.44	\$13,986.20	(\$9,761.20)	30.21%
Willow City, Notre Dame des Victoires	17	8	47.06%	\$4,350.00		\$4,350.00	\$543.75	\$4,102.19	\$247.81	106.04%
Wimbledon, St. Boniface	58	15	25.86%	\$6,715.00		\$6,715.00	\$447.67	\$10,239.88	(\$3,524.88)	65.58%
Windsor, St. Mathias of Windsor	28	12	42.86%	\$9,230.00	\$750.00	\$8,480.00	\$769.17	\$8,112.03	\$1,117.97	113.78%
Wishek, St. Patrick	67	22	32.84%	\$6,778.00	\$100.00	\$6,678.00	\$308.09	\$12,323.12	(\$5,545.12)	55.00%
Wyndmere, St. John the Baptist	90	37	41.11%	\$12,600.00	\$1,060.00	\$11,540.00	\$340.54	\$21,406.23	(\$8,806.23)	58.86%
Zeeland, St. Andrew	56	21	37.50%	\$13,635.00	\$160.00	\$13,475.00	\$649.29	\$16,782.50	(\$3,147.50)	81.25%
Totals:	24,005	5,822	24.25%	\$2,849,144.26	\$271,214.67	\$2,577,929.59	\$489.38	\$3,773,301.00	(\$924,156.74)	75.51%

Number of parishes:

- 100% of goal or above: 24
- 75% to 99% of goal: 33
- 50% to 74% of goal: 42
- 25% to 49% of goal: 18
- Below 25% of goal: 10



"Journey with Hope" – Hebrews 6:18-19

Diocese of Fargo
Status of 2025 God's Gift Appeal

Diocese of Fargo
Office of Stewardship and Development

Parish:	Number of Households	Number of Donors	Percent Participation	Total Amout of Gifts Pledged	Outstanding Pledge Balance	Total Amount of Gifts Received	Average Gift Amount	Parish Goal	Over/ Under to Goal	Percent to Goal
Totals for entire Diocese:	24,005	5,798	24.15%	\$2,837,391.70	\$283,909.37	\$2,553,482.33	\$489.37	\$3,773,301.00	(\$935,909.30)	75.20%
Anamoose, St. Francis Xavier	73	27	36.99%	\$10,210.20	\$757.05	\$9,453.15	\$378.16	\$12,272.58	(\$2,062.38)	83.20%
Aneta, Sacred Heart	14	6	42.86%	\$3,060.00		\$3,060.00	\$510.00	\$2,895.00	\$165.00	105.70%
Argusville, St. William	62	25	40.32%	\$11,500.00	\$1,447.50	\$10,052.50	\$460.00	\$13,333.01	(\$1,833.01)	86.25%
Ashley, St. David	32	12	37.50%	\$6,525.00	\$800.00	\$5,725.00	\$543.75	\$6,976.91	(\$451.91)	93.52%
Balta, Our Lady of Mt. Carmel	54	14	25.93%	\$6,455.04	\$612.52	\$5,842.52	\$461.07	\$8,385.14	(\$1,930.10)	76.98%
Bechyne, SS. Peter & Paul	35	21	60.00%	\$9,910.33	\$0.00	\$9,910.33	\$471.92	\$8,134.35	\$1,775.98	121.83%
Belcourt, St. Ann	165	22	13.33%	\$12,381.00	\$565.00	\$11,816.00	\$562.77	\$17,926.00	(\$5,545.00)	69.07%
Belcourt, St. Anthony	24	1	4.17%	\$400.00		\$400.00	\$400.00	\$3,865.10	(\$3,465.10)	10.35%
Belcourt, St. Benedict	48	7	14.58%	\$2,830.00	\$75.00	\$2,755.00	\$404.29	\$5,423.51	(\$2,593.51)	52.18%
Bisbee, Holy Rosary	22	10	45.45%	\$1,695.00		\$1,695.00	\$169.50	\$5,290.74	(\$3,595.74)	32.04%
Bottineau, St. Mark	200	43	21.50%	\$15,711.00	\$322.00	\$15,389.00	\$365.37	\$41,156.70	(\$25,445.70)	38.17%
Buchanan, St. Margaret	36	15	41.67%	\$5,362.48	\$280.00	\$5,082.48	\$357.50	\$5,642.78	(\$280.30)	95.03%
Buffalo, St. Thomas	43	12	27.91%	\$6,880.00		\$6,880.00	\$573.33	\$10,217.09	(\$3,337.09)	67.34%
Cando, Sacred Heart	82	25	30.49%	\$11,448.00	\$1,424.00	\$10,024.00	\$457.92	\$19,808.35	(\$8,360.35)	57.79%
Carrington, Sacred Heart	196	60	30.61%	\$32,006.00	\$4,450.00	\$27,556.00	\$533.43	\$38,771.49	(\$6,765.49)	82.55%
Casselton, St. Leo	257	59	22.96%	\$35,541.00	\$6,714.54	\$28,826.46	\$602.39	\$64,992.17	(\$29,451.17)	54.69%
Cavalier, St. Brigid	92	24	26.09%	\$10,326.00	\$40.00	\$10,286.00	\$430.25	\$21,890.32	(\$11,564.32)	47.17%
Cayuga, SS. Peter & Paul	26	19	73.08%	\$9,288.00	\$124.00	\$9,164.00	\$488.84	\$7,286.13	\$2,001.87	127.48%
Cooperstown, St. George	62	32	51.61%	\$10,715.00		\$10,715.00	\$334.84	\$13,911.24	(\$3,196.24)	77.02%
Crystal, St. Patrick	30	11	36.67%	\$4,215.00		\$4,215.00	\$383.18	\$8,518.23	(\$4,303.23)	49.48%
Dazey, St. Mary	37	17	45.95%	\$6,532.00	\$250.00	\$6,282.00	\$384.24	\$7,885.85	(\$1,353.85)	82.83%
Devils Lake, St. Joseph	970	258	26.60%	\$126,677.00	\$7,872.50	\$118,804.50	\$491.00	\$130,009.17	(\$3,332.17)	97.44%
Dickey, Assumption	27	8	29.63%	\$1,070.00	\$0.00	\$1,070.00	\$133.75	\$3,831.08	(\$2,761.08)	27.93%
Drake, St. Margaret Mary	79	24	30.38%	\$7,495.00	\$0.00	\$7,495.00	\$312.29	\$10,699.45	(\$3,204.45)	70.05%
Drayton, St. Edward	56	12	21.43%	\$6,034.00		\$6,034.00	\$502.83	\$11,825.72	(\$5,791.72)	51.02%
Dunseith, St. Michael the Archangel	107	10	9.35%	\$2,205.00	\$200.00	\$2,005.00	\$220.50	\$12,968.23	(\$10,763.23)	17.00%
Edgeley, Transfiguration	92	26	28.26%	\$11,421.00	\$100.00	\$11,321.00	\$439.27	\$23,602.57	(\$12,181.57)	48.39%
Ellendale, St. Helena	73	22	30.14%	\$8,939.00	\$800.00	\$8,139.00	\$406.32	\$19,369.93	(\$10,430.93)	46.15%
Enderlin, St. Patrick	79	23	29.11%	\$7,540.00	\$2,740.00	\$4,800.00	\$327.83	\$10,185.50	(\$2,645.50)	74.03%
Esmond, St. Boniface	43	16	37.21%	\$8,326.00		\$8,326.00	\$520.38	\$7,468.87	\$857.13	111.48%
Fairmount, St. Anthony	53	21	39.62%	\$6,900.00		\$6,900.00	\$328.57	\$9,542.75	(\$2,642.75)	72.31%
Fargo, Cathedral of St. Mary	436	120	27.52%	\$85,094.30	\$28,331.30	\$56,763.00	\$709.12	\$73,864.86	\$11,229.44	115.20%
Fargo, Holy Spirit	859	256	29.80%	\$153,753.88	\$17,023.32	\$136,730.56	\$600.60	\$143,630.29	\$10,123.59	107.05%
Fargo, Nativity	1,247	221	17.72%	\$87,320.24	\$5,664.17	\$81,656.07	\$395.11	\$134,548.83	(\$47,228.59)	64.90%
Fargo, SS. Anne & Joachim	1,679	353	21.02%	\$249,947.22	\$37,150.64	\$212,796.58	\$708.07	\$252,088.82	(\$2,141.60)	99.15%
Fargo, St. Anthony of Padua	652	203	31.13%	\$93,574.04	\$16,009.89	\$77,564.15	\$460.96	\$95,840.54	(\$2,266.50)	97.64%
Fargo, St. Paul Newman	30	21	70.00%	\$15,400.00	\$1,650.00	\$13,750.00	\$733.33	\$8,812.77	\$6,587.23	174.75%
Fessenden, St. Augustine	50	19	38.00%	\$8,100.00		\$8,100.00	\$426.32	\$10,569.95	(\$2,469.95)	76.63%



"Journey with Hope" - Hebrews 6:18-19

Diocese of Fargo
Status of 2025 God's Gift Appeal

Diocese of Fargo
Office of Stewardship and Development

Parish:	Number of Households	Number of Donors	Percent Participation	Total Amout of Gifts Pledged	Outstanding Pledge Balance	Total Amount of Gifts Received	Average Gift Amount	Parish Goal	Over/ Under to Goal	Percent to Goal
Fingal, Holy Trinity	63	21	33.33%	\$7,725.00	\$150.00	\$7,575.00	\$367.86	\$11,812.43	(\$4,087.43)	65.40%
Finley, St. Olaf	24	4	16.67%	\$510.00		\$510.00	\$127.50	\$4,642.50	(\$4,132.50)	10.99%
Forman, St. Mary	66	26	39.39%	\$13,238.00		\$13,238.00	\$509.15	\$13,341.73	(\$103.73)	99.22%
Fort Totten, Seven Dolors	37	4	10.81%	\$1,450.00	\$75.00	\$1,375.00	\$362.50	\$6,670.00	(\$5,220.00)	21.74%
Fullerton, St. Patrick	24	6	25.00%	\$6,100.00		\$6,100.00	\$1,016.67	\$6,636.00	(\$536.00)	91.92%
Geneseo, St. Martin	41	10	24.39%	\$3,910.00		\$3,910.00	\$391.00	\$6,701.49	(\$2,791.49)	58.35%
Grafton, St. John the Evangelist	487	85	17.45%	\$43,155.04	\$4,692.52	\$38,462.52	\$507.71	\$87,229.45	(\$44,074.41)	49.47%
Grand Forks, Holy Family	1,052	193	18.35%	\$82,468.00	\$9,572.48	\$72,895.52	\$427.30	\$140,859.94	(\$58,391.94)	58.55%
Grand Forks, St. Mary	410	91	22.20%	\$51,122.00	\$520.25	\$50,601.75	\$561.78	\$73,040.26	(\$21,918.26)	69.99%
Grand Forks, St. Michael	1,433	275	19.19%	\$133,696.00	\$13,349.50	\$120,346.50	\$486.17	\$208,832.52	(\$75,136.52)	64.02%
Grand Forks, St. Thomas Aquinas	39	12	30.77%	\$4,325.00	\$990.00	\$3,335.00	\$360.42	\$13,493.17	(\$9,168.17)	32.05%
Gwinner, St. Vincent	35	6	17.14%	\$3,020.00		\$3,020.00	\$503.33	\$7,209.51	(\$4,189.51)	41.89%
Hankinson, St. Philip	185	54	29.19%	\$21,420.00	\$225.00	\$21,195.00	\$396.67	\$30,878.94	(\$9,458.94)	69.37%
Harvey, St. Cecilia	238	96	40.34%	\$48,455.00	\$3,475.00	\$44,980.00	\$504.74	\$43,340.67	\$5,114.33	111.80%
Hillsboro, St. Rose of Lima	189	50	26.46%	\$21,443.00	\$2,360.02	\$19,082.98	\$428.86	\$28,591.06	(\$7,148.06)	75.00%
Hope, St. Agatha	55	22	40.00%	\$11,004.00		\$11,004.00	\$500.18	\$9,715.14	\$1,288.86	113.27%
Horace, St. Benedict	235	66	28.09%	\$43,444.83	\$6,410.00	\$37,034.83	\$658.26	\$62,009.82	(\$18,564.99)	70.06%
Hunter, St. Agnes	25	4	16.00%	\$1,800.00		\$1,800.00	\$450.00	\$7,230.59	(\$5,430.59)	24.89%
Jamestown, Basilica of St. James	997	224	22.47%	\$134,276.69	\$13,216.71	\$121,059.98	\$599.45	\$154,604.17	(\$20,327.48)	86.85%
Jessie, St. Lawrence	35	16	45.71%	\$9,296.00	\$100.00	\$9,196.00	\$581.00	\$8,120.35	\$1,175.65	114.48%
Karlsruhe, SS. Peter & Paul	37	6	16.22%	\$2,150.00	\$450.00	\$1,700.00	\$358.33	\$7,701.00	(\$5,551.00)	27.92%
Kensal, St. John	21	9	42.86%	\$3,450.00		\$3,450.00	\$383.33	\$6,110.39	(\$2,660.39)	56.46%
Kindred, St. Maurice	96	28	29.17%	\$15,923.92	\$2,502.50	\$13,421.42	\$568.71	\$19,885.76	(\$3,961.84)	80.08%
Knox, St. Mary	25	6	24.00%	\$3,680.00		\$3,680.00	\$613.33	\$4,401.86	(\$721.86)	83.60%
Lakota, St. Mary	66	23	34.85%	\$5,660.00	\$200.00	\$5,460.00	\$246.09	\$11,226.26	(\$5,566.26)	50.42%
Lamoure, Holy Rosary	100	46	46.00%	\$18,755.00	\$2,050.00	\$16,705.00	\$407.72	\$25,432.34	(\$6,677.34)	73.74%
Langdon, St. Alphonsus	319	86	26.96%	\$34,753.50	\$927.50	\$33,826.00	\$404.11	\$33,317.20	\$1,436.30	104.31%
Lankin, St. Joseph	30	15	50.00%	\$8,840.63	\$233.27	\$8,607.36	\$589.38	\$8,071.33	\$769.30	109.53%
Larimore, St. Stephen	151	30	19.87%	\$14,953.00	\$4,552.00	\$10,401.00	\$498.43	\$26,259.64	(\$11,306.64)	56.94%
Leeds, St. Vincent de Paul	25	7	28.00%	\$1,235.00	\$0.00	\$1,235.00	\$176.43	\$5,089.59	(\$3,854.59)	24.27%
Lidgerwood, St. Boniface	134	50	37.31%	\$25,180.00	\$5,000.00	\$20,180.00	\$503.60	\$23,021.28	\$2,158.72	109.38%
Lisbon, St. Aloysius	171	48	28.07%	\$16,181.36	\$1,350.00	\$14,831.36	\$337.11	\$32,405.53	(\$16,224.17)	49.93%
Maddock, St. William	49	19	38.78%	\$10,210.00		\$10,210.00	\$537.37	\$10,565.75	(\$355.75)	96.63%
Mantador, SS. Peter & Paul	55	26	47.27%	\$12,588.00		\$12,588.00	\$484.15	\$10,787.67	\$1,800.33	116.69%
Manvel, St. Timothy	131	38	29.01%	\$14,355.00	\$1,451.25	\$12,903.75	\$377.76	\$23,573.88	(\$9,218.88)	60.89%
Mayville, Our Lady of Peace	108	40	37.04%	\$20,408.00	\$651.00	\$19,757.00	\$510.20	\$27,042.03	(\$6,634.03)	75.47%
McClusky, Holy Family	19	3	15.79%	\$1,450.00		\$1,450.00	\$483.33	\$3,758.24	(\$2,308.24)	38.58%
McHenry, SS. Peter & Paul	26	17	65.38%	\$5,681.40	\$665.00	\$5,016.40	\$334.20	\$5,310.59	\$370.81	106.98%
Medina, St. Mary	30	15	50.00%	\$5,525.00		\$5,525.00	\$368.33	\$8,045.00	(\$2,520.00)	68.68%



"Journey with Hope" – Hebrews 6:18-19

Diocese of Fargo
Status of 2025 God's Gift Appeal

Diocese of Fargo
Office of Stewardship and Development

Parish:	Number of Households	Number of Donors	Percent Participation	Total Amout of Gifts Pledged	Outstanding Pledge Balance	Total Amount of Gifts Received	Average Gift Amount	Parish Goal	Over/ Under to Goal	Percent to Goal
Michigan, St. Lawrence O'Toole	44	12	27.27%	\$2,367.56	\$675.04	\$1,692.52	\$197.30	\$8,525.04	(\$6,157.48)	27.77%
Milnor, St. Arnold	64	17	26.56%	\$7,010.00		\$7,010.00	\$412.35	\$10,012.45	(\$3,002.45)	70.01%
Minto, Sacred Heart	167	54	32.34%	\$18,165.40	\$1,125.00	\$17,040.40	\$336.40	\$32,171.56	(\$14,006.16)	56.46%
Mooreton, St. Anthony	64	21	32.81%	\$9,010.00	\$750.00	\$8,260.00	\$429.05	\$13,635.43	(\$4,625.43)	66.08%
Munich, St. Mary	66	30	45.45%	\$23,175.00		\$23,175.00	\$772.50	\$16,385.41	\$6,789.59	141.44%
Napoleon, St. Philip Neri	250	88	35.20%	\$46,712.88	\$620.00	\$46,092.88	\$530.83	\$57,398.56	(\$10,685.68)	81.38%
Neché, SS. Nereus & Achilleus	23	7	30.43%	\$3,550.00	\$750.00	\$2,800.00	\$507.14	\$5,773.02	(\$2,223.02)	61.49%
Nekoma, St. Edward	19	6	31.58%	\$1,320.00	\$250.00	\$1,070.00	\$220.00	\$2,533.04	(\$1,213.04)	52.11%
New Rockford, St. John	172	61	35.47%	\$24,325.00	\$2,860.00	\$21,465.00	\$398.77	\$34,237.29	(\$9,912.29)	71.05%
Nortonville, Holy Spirit	21	8	38.10%	\$1,519.00		\$1,519.00	\$189.88	\$3,833.03	(\$2,314.03)	39.63%
Oakes, St. Charles Borromeo	165	59	35.76%	\$38,125.00	\$3,670.00	\$34,455.00	\$646.19	\$34,027.20	\$4,097.80	112.04%
Oakwood, Sacred Heart	38	16	42.11%	\$5,190.00	\$250.00	\$4,940.00	\$324.38	\$9,148.44	(\$3,958.44)	56.73%
Park River, St. Mary	158	67	42.41%	\$30,295.00	\$2,836.23	\$27,458.77	\$452.16	\$33,022.65	(\$2,727.65)	91.74%
Pembina, Assumption	40	19	47.50%	\$6,980.00	\$975.00	\$6,005.00	\$367.37	\$8,731.81	(\$1,751.81)	79.94%
Pisek, St. John Nepomucene	72	31	43.06%	\$13,316.00	\$4,250.00	\$9,066.00	\$429.55	\$14,805.65	(\$1,489.65)	89.94%
Reynolds, Our Lady of Perpetual Help	84	40	47.62%	\$20,246.00	\$1,530.00	\$18,716.00	\$506.15	\$24,804.83	(\$4,558.83)	81.62%
Rock Lake, Immaculate Heart of Mary	17	1	5.88%	\$300.00		\$300.00	\$300.00	\$4,219.06	(\$3,919.06)	7.11%
Rolette, Sacred Heart	60	14	23.33%	\$10,675.00		\$10,675.00	\$762.50	\$13,410.63	(\$2,735.63)	79.60%
Rolla, St. Joachim	61	17	27.87%	\$9,490.00	\$0.00	\$9,490.00	\$558.24	\$18,464.12	(\$8,974.12)	51.40%
Rugby, St. Therese/Little Flower	447	126	28.19%	\$50,374.33	\$3,565.00	\$46,809.33	\$399.80	\$72,622.27	(\$22,247.94)	69.36%
Saint John, St. John the Baptist	121	9	7.44%	\$2,100.00		\$2,100.00	\$233.33	\$18,309.43	(\$16,209.43)	11.47%
Saint Michael, St. Michael's Indian Mission	71	13	18.31%	\$13,600.00		\$13,600.00	\$1,046.15	\$14,225.71	(\$625.71)	95.60%
Sanborn, Sacred Heart	60	15	25.00%	\$4,301.00	\$400.00	\$3,901.00	\$286.73	\$11,287.56	(\$6,986.56)	38.10%
Selz, St. Anthony	37	20	54.05%	\$7,691.00	\$160.00	\$7,531.00	\$384.55	\$6,335.30	\$1,355.70	121.40%
Sheldon, Our Lady of the Scapular	46	11	23.91%	\$5,436.00	\$100.00	\$5,336.00	\$494.18	\$6,780.34	(\$1,344.34)	80.17%
Starkweather, Assumption of B.V.M.	19	9	47.37%	\$6,400.00	\$300.00	\$6,100.00	\$711.11	\$4,544.00	\$1,856.00	140.85%
Steele, St. Francis de Sales	85	28	32.94%	\$15,046.00	\$250.00	\$14,796.00	\$537.36	\$15,903.11	(\$857.11)	94.61%
Sykeston, St. Elizabeth	40	17	42.50%	\$5,250.00	\$250.00	\$5,000.00	\$308.82	\$7,855.09	(\$2,605.09)	66.84%
Tappen, St. Paul	25	4	16.00%	\$850.00		\$850.00	\$212.50	\$4,456.16	(\$3,606.16)	19.07%
Thompson, St. Jude	147	33	22.45%	\$21,490.00	\$3,107.50	\$18,382.50	\$651.21	\$27,708.16	(\$6,218.16)	77.56%
Tokio, Christ the King	6		0.00%	\$0.00				\$1,251.00	(\$1,251.00)	0.00%
Tolna, St. Joseph	28	14	50.00%	\$6,218.00	\$750.00	\$5,468.00	\$444.14	\$6,209.25	\$8.75	100.14%
Towner, St. Cecilia	109	37	33.94%	\$11,889.98	\$50.00	\$11,839.98	\$321.35	\$19,018.68	(\$7,128.70)	62.52%
Unaffiliated	1,231	49	3.98%	\$15,043.07	\$340.00	\$14,703.07	\$307.00	\$34,427.57	(\$19,384.50)	43.69%
Valley City, St. Catherine	457	139	30.42%	\$67,493.00	\$6,990.00	\$60,503.00	\$485.56	\$72,440.21	(\$4,947.21)	93.17%
Velva, St. Cecilia	138	27	19.57%	\$9,640.00	\$0.00	\$9,640.00	\$357.04	\$28,881.64	(\$19,241.64)	33.38%
Verona, St. Raphael	15	5	33.33%	\$1,775.00		\$1,775.00	\$355.00	\$2,080.80	(\$305.80)	85.30%
Veseleyville, St. Luke	24	18	75.00%	\$11,400.00	\$1,124.00	\$10,276.00	\$633.33	\$8,464.87	\$2,935.13	134.67%
Wahpeton, St. John	794	169	21.28%	\$67,256.00	\$7,367.50	\$59,888.50	\$397.96	\$115,121.79	(\$47,865.79)	58.42%



"Journey with Hope" – Hebrews 6:18-19

Diocese of Fargo
Status of 2025 God's Gift Appeal

Diocese of Fargo
Office of Stewardship and Development

Parish:	Number of Households	Number of Donors	Percent Participation	Total Amout of Gifts Pledged	Outstanding Pledge Balance	Total Amout of Gifts Received	Average Gift Amount	Parish Goal	Over/ Under to Goal	Percent to Goal
Walhalla, St. Boniface	151	23	15.23%	\$10,590.00	\$1,800.00	\$8,790.00	\$460.43	\$24,327.52	(\$13,737.52)	43.53%
Warsaw, St. Stanislaus	85	30	35.29%	\$18,115.00	\$400.00	\$17,715.00	\$603.83	\$25,064.67	(\$6,949.67)	72.27%
West Fargo, Blessed Sacrament	430	161	37.44%	\$66,386.00	\$7,127.50	\$59,258.50	\$412.34	\$71,975.59	(\$5,589.59)	92.23%
West Fargo, Holy Cross	2,089	297	14.22%	\$134,116.38	\$16,624.17	\$117,492.21	\$451.57	\$241,511.81	(\$107,395.43)	55.53%
Westhope, St. Andrew	64	9	14.06%	\$4,225.00	\$0.00	\$4,225.00	\$469.44	\$13,986.20	(\$9,761.20)	30.21%
Willow City, Notre Dame des Victoires	17	8	47.06%	\$4,350.00		\$4,350.00	\$543.75	\$4,102.19	\$247.81	106.04%
Wimbledon, St. Boniface	58	15	25.86%	\$6,715.00		\$6,715.00	\$447.67	\$10,239.88	(\$3,524.88)	65.58%
Windsor, St. Mathias of Windsor	28	12	42.86%	\$9,230.00	\$750.00	\$8,480.00	\$769.17	\$8,112.03	\$1,117.97	113.78%
Wishek, St. Patrick	67	22	32.84%	\$6,778.00	\$100.00	\$6,678.00	\$308.09	\$12,323.12	(\$5,545.12)	55.00%
Wyndmere, St. John the Baptist	90	37	41.11%	\$12,600.00	\$1,080.00	\$11,520.00	\$340.54	\$21,406.23	(\$8,806.23)	58.86%
Zeeland, St. Andrew	56	21	37.50%	\$13,635.00	\$160.00	\$13,475.00	\$649.29	\$16,782.50	(\$3,147.50)	81.25%
Totals:	24,005	5,798	24.15%	\$2,837,391.70	\$283,909.37	\$2,553,482.33	\$489.37	\$3,773,301.00	(\$935,909.30)	75.20%

Number of parishes:

100% of goal or above: 23

75% to 99% of goal: 33

50% to 74% of goal: 41

25% to 49% of goal: 20

Below 25% of goal: 10



"Journey with Hope" - Hebrews 6:18-19

Diocese of Fargo
Status of 2025 God's Gift Appeal

Diocese of Fargo
Office of Stewardship and Development

Parish:	Number of Households	Number of Donors	Percent Participation	Total Amout of Gifts Pledged	Outstanding Pledge Balance	Total Amount of Gifts Received	Average Gift Amount	Parish Goal	Over/ Under to Goal	Percent to Goal
Totals for entire Diocese:	24,005	5,792	24.13%	\$2,832,036.72	\$293,433.17	\$2,538,603.55	\$488.96	\$3,773,301.00	(\$941,264.28)	75.05%
Anamoose, St. Francis Xavier	73	27	36.99%	\$10,210.20	\$757.05	\$9,453.15	\$378.16	\$12,272.58	(\$2,062.38)	83.20%
Aneta, Sacred Heart	14	6	42.86%	\$3,060.00		\$3,060.00	\$510.00	\$2,895.00	\$165.00	105.70%
Argusville, St. William	62	25	40.32%	\$11,500.00	\$1,597.50	\$9,902.50	\$460.00	\$13,333.01	(\$1,833.01)	86.25%
Ashley, St. David	32	12	37.50%	\$6,525.00	\$1,000.00	\$5,525.00	\$543.75	\$6,976.91	(\$451.91)	93.52%
Balta, Our Lady of Mt. Carmel	54	14	25.93%	\$6,455.04	\$612.52	\$5,842.52	\$461.07	\$8,385.14	(\$1,930.10)	76.98%
Bechyne, SS. Peter & Paul	35	21	60.00%	\$9,910.33	\$0.00	\$9,910.33	\$471.92	\$8,134.35	\$1,775.98	121.83%
Belcourt, St. Ann	165	22	13.33%	\$12,381.00	\$565.00	\$11,816.00	\$562.77	\$17,926.00	(\$5,545.00)	69.07%
Belcourt, St. Anthony	24	1	4.17%	\$400.00		\$400.00	\$400.00	\$3,865.10	(\$3,465.10)	10.35%
Belcourt, St. Benedict	48	7	14.58%	\$2,830.00	\$75.00	\$2,755.00	\$404.29	\$5,423.51	(\$2,593.51)	52.18%
Bisbee, Holy Rosary	22	10	45.45%	\$1,695.00		\$1,695.00	\$169.50	\$5,290.74	(\$3,595.74)	32.04%
Bottineau, St. Mark	200	43	21.50%	\$15,711.00	\$322.00	\$15,389.00	\$365.37	\$41,156.70	(\$25,445.70)	38.17%
Buchanan, St. Margaret	36	15	41.67%	\$5,362.48	\$280.00	\$5,082.48	\$357.50	\$5,642.78	(\$280.30)	95.03%
Buffalo, St. Thomas	43	12	27.91%	\$6,880.00		\$6,880.00	\$573.33	\$10,217.09	(\$3,337.09)	67.34%
Cando, Sacred Heart	82	25	30.49%	\$11,448.00	\$1,424.00	\$10,024.00	\$457.92	\$19,808.35	(\$8,360.35)	57.79%
Carrington, Sacred Heart	196	60	30.61%	\$31,926.00	\$4,450.00	\$27,476.00	\$532.10	\$38,771.49	(\$6,845.49)	82.34%
Casselton, St. Leo	257	59	22.96%	\$35,541.00	\$6,908.63	\$28,632.37	\$602.39	\$64,992.17	(\$29,451.17)	54.69%
Cavalier, St. Brigid	92	24	26.09%	\$10,326.00	\$40.00	\$10,286.00	\$430.25	\$21,890.32	(\$11,564.32)	47.17%
Cayuga, SS. Peter & Paul	26	19	73.08%	\$9,288.00	\$124.00	\$9,164.00	\$488.84	\$7,286.13	\$2,001.87	127.48%
Cooperstown, St. George	62	32	51.61%	\$10,715.00		\$10,715.00	\$334.84	\$13,911.24	(\$3,196.24)	77.02%
Crystal, St. Patrick	30	11	36.67%	\$4,215.00		\$4,215.00	\$383.18	\$8,518.23	(\$4,303.23)	49.48%
Dazey, St. Mary	37	17	45.95%	\$6,532.00	\$250.00	\$6,282.00	\$384.24	\$7,885.85	(\$1,353.85)	82.83%
Devils Lake, St. Joseph	970	258	26.60%	\$126,677.00	\$8,405.00	\$118,272.00	\$491.00	\$130,009.17	(\$3,332.17)	97.44%
Dickey, Assumption	27	8	29.63%	\$1,070.00	\$0.00	\$1,070.00	\$133.75	\$3,831.08	(\$2,761.08)	27.93%
Drake, St. Margaret Mary	79	24	30.38%	\$7,495.00	\$0.00	\$7,495.00	\$312.29	\$10,699.45	(\$3,204.45)	70.05%
Drayton, St. Edward	56	12	21.43%	\$6,034.00		\$6,034.00	\$502.83	\$11,825.72	(\$5,791.72)	51.02%
Dunseith, St. Michael the Archangel	107	10	9.35%	\$2,205.00	\$200.00	\$2,005.00	\$220.50	\$12,968.23	(\$10,763.23)	17.00%
Edgeley, Transfiguration	92	26	28.26%	\$11,421.00	\$100.00	\$11,321.00	\$439.27	\$23,602.57	(\$12,181.57)	48.39%
Ellendale, St. Helena	73	22	30.14%	\$8,939.00	\$800.00	\$8,139.00	\$406.32	\$19,369.93	(\$10,430.93)	46.15%
Enderlin, St. Patrick	79	23	29.11%	\$7,540.00	\$2,740.00	\$4,800.00	\$327.83	\$10,185.50	(\$2,645.50)	74.03%
Esmond, St. Boniface	43	16	37.21%	\$8,326.00		\$8,326.00	\$520.38	\$7,468.87	\$857.13	111.48%
Fairmount, St. Anthony	53	21	39.62%	\$6,900.00		\$6,900.00	\$328.57	\$9,542.75	(\$2,642.75)	72.31%
Fargo, Cathedral of St. Mary	436	120	27.52%	\$85,044.30	\$28,897.91	\$56,146.39	\$708.70	\$73,864.86	\$11,179.44	115.13%
Fargo, Holy Spirit	859	255	29.69%	\$152,503.88	\$17,754.43	\$134,749.45	\$598.05	\$143,630.29	\$8,873.59	106.18%
Fargo, Nativity	1,247	221	17.72%	\$87,305.24	\$5,894.17	\$81,411.07	\$395.05	\$134,548.83	(\$47,243.59)	64.89%
Fargo, SS. Anne & Joachim	1,679	353	21.02%	\$249,767.22	\$37,850.64	\$211,916.58	\$707.56	\$252,088.82	(\$2,321.60)	99.08%
Fargo, St. Anthony of Padua	652	203	31.13%	\$93,574.04	\$16,461.83	\$77,112.21	\$460.96	\$95,840.54	(\$2,266.50)	97.64%
Fargo, St. Paul Newman	30	21	70.00%	\$15,400.00	\$1,890.00	\$13,510.00	\$733.33	\$8,812.77	\$6,587.23	174.75%
Fessenden, St. Augustine	50	19	38.00%	\$8,100.00		\$8,100.00	\$426.32	\$10,569.95	(\$2,469.95)	76.63%



"Journey with Hope" - Hebrews 6:18-19

Diocese of Fargo
Status of 2025 God's Gift Appeal

Diocese of Fargo
Office of Stewardship and Development

Parish:	Number of Households	Number of Donors	Percent Participation	Total Amout of Gifts Pledged	Outstanding Pledge Balance	Total Amount of Gifts Received	Average Gift Amount	Parish Goal	Over/ Under to Goal	Percent to Goal
Fingal, Holy Trinity	63	21	33.33%	\$7,725.00	\$180.00	\$7,545.00	\$367.86	\$11,812.43	(\$4,087.43)	65.40%
Finley, St. Olaf	24	4	16.67%	\$510.00		\$510.00	\$127.50	\$4,642.50	(\$4,132.50)	10.99%
Forman, St. Mary	66	25	37.88%	\$12,838.00		\$12,838.00	\$513.52	\$13,341.73	(\$503.73)	96.22%
Fort Totten, Seven Dolors	37	4	10.81%	\$1,450.00	\$75.00	\$1,375.00	\$362.50	\$6,670.00	(\$5,220.00)	21.74%
Fullerton, St. Patrick	24	6	25.00%	\$6,100.00		\$6,100.00	\$1,016.67	\$6,636.00	(\$536.00)	91.92%
Geneseo, St. Martin	41	10	24.39%	\$3,910.00		\$3,910.00	\$391.00	\$6,701.49	(\$2,791.49)	58.35%
Grafton, St. John the Evangelist	487	85	17.45%	\$43,155.04	\$4,776.90	\$38,378.14	\$507.71	\$87,229.45	(\$44,074.41)	49.47%
Grand Forks, Holy Family	1,052	193	18.35%	\$82,468.00	\$10,817.48	\$71,650.52	\$427.30	\$140,859.94	(\$58,391.94)	58.55%
Grand Forks, St. Mary	410	91	22.20%	\$50,892.00	\$520.25	\$50,371.75	\$559.25	\$73,040.26	(\$22,148.26)	69.68%
Grand Forks, St. Michael	1,433	275	19.19%	\$133,496.00	\$13,704.50	\$119,791.50	\$485.44	\$208,832.52	(\$75,336.52)	63.92%
Grand Forks, St. Thomas Aquinas	39	12	30.77%	\$4,325.00	\$990.00	\$3,335.00	\$360.42	\$13,493.17	(\$9,168.17)	32.05%
Gwinner, St. Vincent	35	6	17.14%	\$3,020.00		\$3,020.00	\$503.33	\$7,209.51	(\$4,189.51)	41.89%
Hankinson, St. Philip	185	54	29.19%	\$21,420.00	\$225.00	\$21,195.00	\$396.67	\$30,878.94	(\$9,458.94)	69.37%
Harvey, St. Cecilia	238	96	40.34%	\$48,455.00	\$3,475.00	\$44,980.00	\$504.74	\$43,340.67	\$5,114.33	111.80%
Hillsboro, St. Rose of Lima	189	50	26.46%	\$21,418.00	\$2,360.02	\$19,057.98	\$428.36	\$28,591.06	(\$7,173.06)	74.91%
Hope, St. Agatha	55	22	40.00%	\$11,004.00		\$11,004.00	\$500.18	\$9,715.14	\$1,288.86	113.27%
Horace, St. Benedict	235	66	28.09%	\$43,379.83	\$6,735.00	\$36,644.83	\$657.27	\$62,009.82	(\$18,629.99)	69.96%
Hunter, St. Agnes	25	4	16.00%	\$1,800.00		\$1,800.00	\$450.00	\$7,230.59	(\$5,430.59)	24.89%
Jamestown, Basilica of St. James	997	223	22.37%	\$133,726.69	\$13,633.38	\$120,093.31	\$599.67	\$154,604.17	(\$20,877.48)	86.50%
Jessie, St. Lawrence	35	16	45.71%	\$9,296.00	\$100.00	\$9,196.00	\$581.00	\$8,120.35	\$1,175.65	114.48%
Karlsruhe, SS. Peter & Paul	37	6	16.22%	\$2,150.00	\$450.00	\$1,700.00	\$358.33	\$7,701.00	(\$5,551.00)	27.92%
Kensal, St. John	21	9	42.86%	\$3,450.00		\$3,450.00	\$383.33	\$6,110.39	(\$2,660.39)	56.46%
Kindred, St. Maurice	96	28	29.17%	\$15,923.92	\$2,502.50	\$13,421.42	\$568.71	\$19,885.76	(\$3,961.84)	80.08%
Knox, St. Mary	25	6	24.00%	\$3,680.00		\$3,680.00	\$613.33	\$4,401.86	(\$721.86)	83.60%
Lakota, St. Mary	66	23	34.85%	\$5,660.00	\$200.00	\$5,460.00	\$246.09	\$11,226.26	(\$5,566.26)	50.42%
Lamoure, Holy Rosary	100	46	46.00%	\$18,755.00	\$2,050.00	\$16,705.00	\$407.72	\$25,432.34	(\$6,677.34)	73.74%
Langdon, St. Alphonsus	319	86	26.96%	\$34,753.50	\$927.50	\$33,826.00	\$404.11	\$33,317.20	\$1,436.30	104.31%
Lankin, St. Joseph	30	15	50.00%	\$8,840.63	\$233.27	\$8,607.36	\$589.38	\$8,071.33	\$769.30	109.53%
Larimore, St. Stephen	151	30	19.87%	\$14,953.00	\$4,552.00	\$10,401.00	\$498.43	\$26,259.64	(\$11,306.64)	56.94%
Leeds, St. Vincent de Paul	25	7	28.00%	\$1,235.00	\$0.00	\$1,235.00	\$176.43	\$5,089.59	(\$3,854.59)	24.27%
Lidgerwood, St. Boniface	134	50	37.31%	\$25,180.00	\$5,125.00	\$20,055.00	\$503.60	\$23,021.28	\$2,158.72	109.38%
Lisbon, St. Aloysius	171	48	28.07%	\$16,181.36	\$1,450.00	\$14,731.36	\$337.11	\$32,405.53	(\$16,224.17)	49.93%
Maddock, St. William	49	19	38.78%	\$10,210.00		\$10,210.00	\$537.37	\$10,565.75	(\$355.75)	96.63%
Mantador, SS. Peter & Paul	55	26	47.27%	\$12,588.00		\$12,588.00	\$484.15	\$10,787.67	\$1,800.33	116.69%
Manvel, St. Timothy	131	38	29.01%	\$14,355.00	\$1,451.25	\$12,903.75	\$377.76	\$23,573.88	(\$9,218.88)	60.89%
Mayville, Our Lady of Peace	108	40	37.04%	\$20,408.00	\$845.00	\$19,563.00	\$510.20	\$27,042.03	(\$6,634.03)	75.47%
McClusky, Holy Family	19	3	15.79%	\$1,450.00		\$1,450.00	\$483.33	\$3,758.24	(\$2,308.24)	38.58%
McHenry, SS. Peter & Paul	26	17	65.38%	\$5,681.40	\$665.00	\$5,016.40	\$334.20	\$5,310.59	\$370.81	106.98%
Medina, St. Mary	30	15	50.00%	\$5,525.00		\$5,525.00	\$368.33	\$8,045.00	(\$2,520.00)	68.68%



"Journey with Hope" - Hebrews 6:18-19

Diocese of Fargo
Status of 2025 God's Gift Appeal

Diocese of Fargo
Office of Stewardship and Development

Parish:	Number of Households	Number of Donors	Percent Participation	Total Amout of Gifts Pledged	Outstanding Pledge Balance	Total Amount of Gifts Received	Average Gift Amount	Parish Goal	Over/ Under to Goal	Percent to Goal
Michigan, St. Lawrence O'Toole	44	12	27.27%	\$2,367.56	\$675.04	\$1,692.52	\$197.30	\$8,525.04	(\$6,157.48)	27.77%
Milnor, St. Arnold	64	17	26.56%	\$7,010.00		\$7,010.00	\$412.35	\$10,012.45	(\$3,002.45)	70.01%
Minto, Sacred Heart	167	54	32.34%	\$18,165.40	\$1,175.00	\$16,990.40	\$336.40	\$32,171.56	(\$14,006.16)	56.46%
Mooreton, St. Anthony	64	21	32.81%	\$9,010.00	\$750.00	\$8,260.00	\$429.05	\$13,635.43	(\$4,625.43)	66.08%
Munich, St. Mary	66	30	45.45%	\$23,175.00		\$23,175.00	\$772.50	\$16,385.41	\$6,789.59	141.44%
Napoleon, St. Philip Neri	250	88	35.20%	\$46,712.88	\$700.00	\$46,012.88	\$530.83	\$57,398.56	(\$10,685.68)	81.38%
Neché, SS. Nereus & Achilleus	23	7	30.43%	\$3,550.00	\$750.00	\$2,800.00	\$507.14	\$5,773.02	(\$2,223.02)	61.49%
Nekoma, St. Edward	19	6	31.58%	\$1,320.00	\$300.00	\$1,020.00	\$220.00	\$2,533.04	(\$1,213.04)	52.11%
New Rockford, St. John	172	61	35.47%	\$24,325.00	\$2,860.00	\$21,465.00	\$398.77	\$34,237.29	(\$9,912.29)	71.05%
Nortonville, Holy Spirit	21	8	38.10%	\$1,519.00		\$1,519.00	\$189.88	\$3,833.03	(\$2,314.03)	39.63%
Oakes, St. Charles Borromeo	165	59	35.76%	\$38,125.00	\$3,700.00	\$34,425.00	\$646.19	\$34,027.20	\$4,097.80	112.04%
Oakwood, Sacred Heart	38	16	42.11%	\$5,190.00	\$250.00	\$4,940.00	\$324.38	\$9,148.44	(\$3,958.44)	56.73%
Park River, St. Mary	158	66	41.77%	\$29,795.00	\$2,417.48	\$27,377.52	\$451.44	\$33,022.65	(\$3,227.65)	90.23%
Pembina, Assumption	40	19	47.50%	\$6,980.00	\$975.00	\$6,005.00	\$367.37	\$8,731.81	(\$1,751.81)	79.94%
Pisek, St. John Nepomucene	72	31	43.06%	\$13,316.00	\$4,250.00	\$9,066.00	\$429.55	\$14,805.65	(\$1,489.65)	89.94%
Reynolds, Our Lady of Perpetual Help	84	40	47.62%	\$20,246.00	\$1,780.00	\$18,466.00	\$506.15	\$24,804.83	(\$4,558.83)	81.62%
Rock Lake, Immaculate Heart of Mary	17	1	5.88%	\$300.00		\$300.00	\$300.00	\$4,219.06	(\$3,919.06)	7.11%
Rolette, Sacred Heart	60	14	23.33%	\$10,675.00		\$10,675.00	\$762.50	\$13,410.63	(\$2,735.63)	79.60%
Rolla, St. Joachim	61	17	27.87%	\$9,490.00	\$0.00	\$9,490.00	\$558.24	\$18,464.12	(\$8,974.12)	51.40%
Rugby, St. Therese/Little Flower	447	126	28.19%	\$50,374.33	\$3,715.00	\$46,659.33	\$399.80	\$72,622.27	(\$22,247.94)	69.36%
Saint John, St. John the Baptist	121	9	7.44%	\$2,100.00		\$2,100.00	\$233.33	\$18,309.43	(\$16,209.43)	11.47%
Saint Michael, St. Michael's Indian Mission	71	13	18.31%	\$13,600.00		\$13,600.00	\$1,046.15	\$14,225.71	(\$625.71)	95.60%
Sanborn, Sacred Heart	60	15	25.00%	\$4,301.00	\$400.00	\$3,901.00	\$286.73	\$11,287.56	(\$6,986.56)	38.10%
Selz, St. Anthony	37	20	54.05%	\$7,691.00	\$160.00	\$7,531.00	\$384.55	\$6,335.30	\$1,355.70	121.40%
Sheldon, Our Lady of the Scapular	46	11	23.91%	\$5,436.00	\$100.00	\$5,336.00	\$494.18	\$6,780.34	(\$1,344.34)	80.17%
Starkweather, Assumption of B.V.M.	19	9	47.37%	\$6,400.00	\$300.00	\$6,100.00	\$711.11	\$4,544.00	\$1,856.00	140.85%
Steele, St. Francis de Sales	85	28	32.94%	\$15,046.00	\$250.00	\$14,796.00	\$537.36	\$15,903.11	(\$857.11)	94.61%
Sykeston, St. Elizabeth	40	17	42.50%	\$5,250.00	\$250.00	\$5,000.00	\$308.82	\$7,855.09	(\$2,605.09)	66.84%
Tappen, St. Paul	25	4	16.00%	\$850.00		\$850.00	\$212.50	\$4,456.16	(\$3,606.16)	19.07%
Thompson, St. Jude	147	33	22.45%	\$21,390.00	\$4,150.00	\$17,240.00	\$648.18	\$27,708.16	(\$6,318.16)	77.20%
Tokio, Christ the King	6		0.00%	\$0.00				\$1,251.00	(\$1,251.00)	0.00%
Tolna, St. Joseph	28	14	50.00%	\$6,218.00	\$750.00	\$5,468.00	\$444.14	\$6,209.25	\$8.75	100.14%
Towner, St. Cecilia	109	36	33.03%	\$10,705.00	\$50.00	\$10,655.00	\$297.36	\$19,018.68	(\$8,313.68)	56.29%
Unaffiliated	1,231	49	3.98%	\$14,993.07	\$340.00	\$14,653.07	\$305.98	\$34,427.57	(\$19,434.50)	43.55%
Valley City, St. Catherine	457	139	30.42%	\$67,493.00	\$7,290.00	\$60,203.00	\$485.56	\$72,440.21	(\$4,947.21)	93.17%
Velva, St. Cecilia	138	27	19.57%	\$9,640.00	\$0.00	\$9,640.00	\$357.04	\$28,881.64	(\$19,241.64)	33.38%
Verona, St. Raphael	15	5	33.33%	\$1,775.00		\$1,775.00	\$355.00	\$2,080.80	(\$305.80)	85.30%
Veseleyville, St. Luke	24	18	75.00%	\$11,400.00	\$1,124.00	\$10,276.00	\$633.33	\$8,464.87	\$2,935.13	134.67%
Wahpeton, St. John	794	168	21.16%	\$66,986.00	\$7,592.50	\$59,393.50	\$398.73	\$115,121.79	(\$48,135.79)	58.19%



"Journey with Hope" – Hebrews 6:18-19

Diocese of Fargo
Status of 2025 God's Gift Appeal

Diocese of Fargo
Office of Stewardship and Development

Parish:	Number of Households	Number of Donors	Percent Participation	Total Amout of Gifts Pledged	Outstanding Pledge Balance	Total Amout of Gifts Received	Average Gift Amount	Parish Goal	Over/ Under to Goal	Percent to Goal
Walhalla, St. Boniface	151	23	15.23%	\$10,590.00	\$1,800.00	\$8,790.00	\$460.43	\$24,327.52	(\$13,737.52)	43.53%
Warsaw, St. Stanislaus	85	30	35.29%	\$18,115.00	\$400.00	\$17,715.00	\$603.83	\$25,064.67	(\$6,949.67)	72.27%
West Fargo, Blessed Sacrament	430	161	37.44%	\$66,386.00	\$7,152.50	\$59,233.50	\$412.34	\$71,975.59	(\$5,589.59)	92.23%
West Fargo, Holy Cross	2,089	297	14.22%	\$133,911.38	\$17,142.92	\$116,768.46	\$450.88	\$241,511.81	(\$107,600.43)	55.45%
Westhope, St. Andrew	64	9	14.06%	\$4,225.00	\$0.00	\$4,225.00	\$469.44	\$13,986.20	(\$9,761.20)	30.21%
Willow City, Notre Dame des Victoires	17	8	47.06%	\$4,350.00		\$4,350.00	\$543.75	\$4,102.19	\$247.81	106.04%
Wimbledon, St. Boniface	58	15	25.86%	\$6,715.00		\$6,715.00	\$447.67	\$10,239.88	(\$3,524.88)	65.58%
Windsor, St. Mathias of Windsor	28	12	42.86%	\$9,230.00	\$750.00	\$8,480.00	\$769.17	\$8,112.03	\$1,117.97	113.78%
Wishek, St. Patrick	67	22	32.84%	\$6,778.00	\$200.00	\$6,578.00	\$308.09	\$12,323.12	(\$5,545.12)	55.00%
Wyndmere, St. John the Baptist	90	37	41.11%	\$12,600.00	\$1,330.00	\$11,270.00	\$340.54	\$21,406.23	(\$8,806.23)	58.86%
Zeeland, St. Andrew	56	21	37.50%	\$13,635.00	\$160.00	\$13,475.00	\$649.29	\$16,782.50	(\$3,147.50)	81.25%
Totals:	24,005	5,792	24.13%	\$2,832,036.72	\$293,433.17	\$2,538,603.55	\$488.96	\$3,773,301.00	(\$941,264.28)	75.05%

Number of parishes:

100% of goal or above: 23

75% to 99% of goal: 33

50% to 74% of goal: 41

25% to 49% of goal: 20

Below 25% of goal: 10



"Journey with Hope" - Hebrews 6:18-19

Diocese of Fargo
Status of 2025 God's Gift Appeal

Diocese of Fargo
Office of Stewardship and Development

Parish:	Number of Households	Number of Donors	Percent Participation	Total Amout of Gifts Pledged	Outstanding Pledge Balance	Total Amount of Gifts Received	Average Gift Amount	Parish Goal	Over/ Under to Goal	Percent to Goal
Totals for entire Diocese:	24,005	5,757	23.98%	\$2,817,167.71	\$303,529.30	\$2,513,638.41	\$489.35	\$3,773,301.00	(\$956,133.29)	74.66%
Anamoose, St. Francis Xavier	73	26	35.62%	\$10,110.20	\$865.20	\$9,245.00	\$388.85	\$12,272.58	(\$2,162.38)	82.38%
Aneta, Sacred Heart	14	6	42.86%	\$3,060.00		\$3,060.00	\$510.00	\$2,895.00	\$165.00	105.70%
Argusville, St. William	62	25	40.32%	\$11,500.00	\$1,597.50	\$9,902.50	\$460.00	\$13,333.01	(\$1,833.01)	86.25%
Ashley, St. David	32	12	37.50%	\$6,525.00	\$1,000.00	\$5,525.00	\$543.75	\$6,976.91	(\$451.91)	93.52%
Balta, Our Lady of Mt. Carmel	54	14	25.93%	\$6,455.04	\$612.52	\$5,842.52	\$461.07	\$8,385.14	(\$1,930.10)	76.98%
Bechyne, SS. Peter & Paul	35	21	60.00%	\$9,910.33	\$0.00	\$9,910.33	\$471.92	\$8,134.35	\$1,775.98	121.83%
Belcourt, St. Ann	165	22	13.33%	\$12,381.00	\$565.00	\$11,816.00	\$562.77	\$17,926.00	(\$5,545.00)	69.07%
Belcourt, St. Anthony	24	1	4.17%	\$400.00		\$400.00	\$400.00	\$3,865.10	(\$3,465.10)	10.35%
Belcourt, St. Benedict	48	7	14.58%	\$2,830.00	\$75.00	\$2,755.00	\$404.29	\$5,423.51	(\$2,593.51)	52.18%
Bisbee, Holy Rosary	22	10	45.45%	\$1,695.00		\$1,695.00	\$169.50	\$5,290.74	(\$3,595.74)	32.04%
Bottineau, St. Mark	200	43	21.50%	\$15,711.00	\$322.00	\$15,389.00	\$365.37	\$41,156.70	(\$25,445.70)	38.17%
Buchanan, St. Margaret	36	15	41.67%	\$5,362.48	\$280.00	\$5,082.48	\$357.50	\$5,642.78	(\$280.30)	95.03%
Buffalo, St. Thomas	43	12	27.91%	\$6,880.00		\$6,880.00	\$573.33	\$10,217.09	(\$3,337.09)	67.34%
Cando, Sacred Heart	82	24	29.27%	\$11,348.00	\$1,424.00	\$9,924.00	\$472.83	\$19,808.35	(\$8,460.35)	57.29%
Carrington, Sacred Heart	196	60	30.61%	\$31,926.00	\$4,450.00	\$27,476.00	\$532.10	\$38,771.49	(\$6,845.49)	82.34%
Casselton, St. Leo	257	59	22.96%	\$35,541.00	\$7,033.63	\$28,507.37	\$602.39	\$64,992.17	(\$29,451.17)	54.69%
Cavalier, St. Brigid	92	22	23.91%	\$9,826.00	\$40.00	\$9,786.00	\$446.64	\$21,890.32	(\$12,064.32)	44.89%
Cayuga, SS. Peter & Paul	26	19	73.08%	\$9,288.00	\$124.00	\$9,164.00	\$488.84	\$7,286.13	\$2,001.87	127.48%
Cooperstown, St. George	62	32	51.61%	\$10,715.00		\$10,715.00	\$334.84	\$13,911.24	(\$3,196.24)	77.02%
Crystal, St. Patrick	30	11	36.67%	\$4,215.00		\$4,215.00	\$383.18	\$8,518.23	(\$4,303.23)	49.48%
Dazey, St. Mary	37	17	45.95%	\$6,532.00	\$300.00	\$6,232.00	\$384.24	\$7,885.85	(\$1,353.85)	82.83%
Devils Lake, St. Joseph	970	258	26.60%	\$126,477.00	\$8,915.00	\$117,562.00	\$490.22	\$130,009.17	(\$3,532.17)	97.28%
Dickey, Assumption	27	8	29.63%	\$1,070.00	\$0.00	\$1,070.00	\$133.75	\$3,831.08	(\$2,761.08)	27.93%
Drake, St. Margaret Mary	79	24	30.38%	\$7,495.00	\$0.00	\$7,495.00	\$312.29	\$10,699.45	(\$3,204.45)	70.05%
Drayton, St. Edward	56	12	21.43%	\$6,034.00		\$6,034.00	\$502.83	\$11,825.72	(\$5,791.72)	51.02%
Dunseith, St. Michael the Archangel	107	10	9.35%	\$2,205.00	\$200.00	\$2,005.00	\$220.50	\$12,968.23	(\$10,763.23)	17.00%
Edgeley, Transfiguration	92	26	28.26%	\$11,421.00	\$125.00	\$11,296.00	\$439.27	\$23,602.57	(\$12,181.57)	48.39%
Ellendale, St. Helena	73	22	30.14%	\$8,939.00	\$800.00	\$8,139.00	\$406.32	\$19,369.93	(\$10,430.93)	46.15%
Enderlin, St. Patrick	79	23	29.11%	\$7,540.00	\$2,740.00	\$4,800.00	\$327.83	\$10,185.50	(\$2,645.50)	74.03%
Esmond, St. Boniface	43	16	37.21%	\$8,326.00		\$8,326.00	\$520.38	\$7,468.87	\$857.13	111.48%
Fairmount, St. Anthony	53	21	39.62%	\$6,900.00		\$6,900.00	\$328.57	\$9,542.75	(\$2,642.75)	72.31%
Fargo, Cathedral of St. Mary	436	120	27.52%	\$84,764.30	\$29,367.91	\$55,396.39	\$706.37	\$73,864.86	\$10,899.44	114.76%
Fargo, Holy Spirit	859	254	29.57%	\$152,153.88	\$18,468.43	\$133,685.45	\$599.03	\$143,630.29	\$8,523.59	105.93%
Fargo, Nativity	1,247	221	17.72%	\$87,205.24	\$6,280.17	\$80,925.07	\$394.59	\$134,548.83	(\$47,343.59)	64.81%
Fargo, SS. Anne & Joachim	1,679	349	20.79%	\$246,920.71	\$40,374.49	\$206,546.22	\$707.51	\$252,088.82	(\$5,168.11)	97.95%
Fargo, St. Anthony of Padua	652	201	30.83%	\$93,369.04	\$17,978.08	\$75,390.96	\$464.52	\$95,840.54	(\$2,471.50)	97.42%
Fargo, St. Paul Newman	30	21	70.00%	\$15,400.00	\$2,090.00	\$13,310.00	\$733.33	\$8,812.77	\$6,587.23	174.75%
Fessenden, St. Augustine	50	19	38.00%	\$8,100.00		\$8,100.00	\$426.32	\$10,569.95	(\$2,469.95)	76.63%



"Journey with Hope" - Hebrews 6:18-19

Diocese of Fargo
Status of 2025 God's Gift Appeal

Diocese of Fargo
Office of Stewardship and Development

Parish:	Number of Households	Number of Donors	Percent Participation	Total Amout of Gifts Pledged	Outstanding Pledge Balance	Total Amount of Gifts Received	Average Gift Amount	Parish Goal	Over/ Under to Goal	Percent to Goal
Fingal, Holy Trinity	63	21	33.33%	\$7,625.00	\$180.00	\$7,445.00	\$363.10	\$11,812.43	(\$4,187.43)	64.55%
Finley, St. Olaf	24	4	16.67%	\$510.00		\$510.00	\$127.50	\$4,642.50	(\$4,132.50)	10.99%
Forman, St. Mary	66	24	36.36%	\$12,738.00		\$12,738.00	\$530.75	\$13,341.73	(\$603.73)	95.47%
Fort Totten, Seven Dolors	37	4	10.81%	\$1,450.00	\$75.00	\$1,375.00	\$362.50	\$6,670.00	(\$5,220.00)	21.74%
Fullerton, St. Patrick	24	6	25.00%	\$6,100.00		\$6,100.00	\$1,016.67	\$6,636.00	(\$536.00)	91.92%
Geneseo, St. Martin	41	10	24.39%	\$3,910.00		\$3,910.00	\$391.00	\$6,701.49	(\$2,791.49)	58.35%
Grafton, St. John the Evangelist	487	85	17.45%	\$43,155.04	\$4,901.90	\$38,253.14	\$507.71	\$87,229.45	(\$44,074.41)	49.47%
Grand Forks, Holy Family	1,052	193	18.35%	\$82,448.00	\$10,917.48	\$71,530.52	\$427.19	\$140,859.94	(\$58,411.94)	58.53%
Grand Forks, St. Mary	410	91	22.20%	\$50,667.00	\$520.25	\$50,146.75	\$556.78	\$73,040.26	(\$22,373.26)	69.37%
Grand Forks, St. Michael	1,433	275	19.19%	\$133,396.00	\$13,979.50	\$119,416.50	\$485.08	\$208,832.52	(\$75,436.52)	63.88%
Grand Forks, St. Thomas Aquinas	39	11	28.21%	\$3,975.00	\$1,060.00	\$2,915.00	\$361.36	\$13,493.17	(\$9,518.17)	29.46%
Gwinner, St. Vincent	35	6	17.14%	\$3,020.00		\$3,020.00	\$503.33	\$7,209.51	(\$4,189.51)	41.89%
Hankinson, St. Philip	185	53	28.65%	\$21,370.00	\$225.00	\$21,145.00	\$403.21	\$30,878.94	(\$9,508.94)	69.21%
Harvey, St. Cecilia	238	95	39.92%	\$48,405.00	\$3,750.00	\$44,655.00	\$509.53	\$43,340.67	\$5,064.33	111.68%
Hillsboro, St. Rose of Lima	189	50	26.46%	\$21,418.00	\$2,360.02	\$19,057.98	\$428.36	\$28,591.06	(\$7,173.06)	74.91%
Hope, St. Agatha	55	22	40.00%	\$11,004.00		\$11,004.00	\$500.18	\$9,715.14	\$1,288.86	113.27%
Horace, St. Benedict	235	66	28.09%	\$42,942.33	\$6,840.00	\$36,102.33	\$650.64	\$62,009.82	(\$19,067.49)	69.25%
Hunter, St. Agnes	25	4	16.00%	\$1,800.00		\$1,800.00	\$450.00	\$7,230.59	(\$5,430.59)	24.89%
Jamestown, Basilica of St. James	997	222	22.27%	\$133,676.69	\$13,853.38	\$119,823.31	\$602.15	\$154,604.17	(\$20,927.48)	86.46%
Jessie, St. Lawrence	35	16	45.71%	\$9,296.00	\$100.00	\$9,196.00	\$581.00	\$8,120.35	\$1,175.65	114.48%
Karlsruhe, SS. Peter & Paul	37	6	16.22%	\$2,150.00	\$450.00	\$1,700.00	\$358.33	\$7,701.00	(\$5,551.00)	27.92%
Kensal, St. John	21	9	42.86%	\$3,450.00		\$3,450.00	\$383.33	\$6,110.39	(\$2,660.39)	56.46%
Kindred, St. Maurice	96	28	29.17%	\$15,923.92	\$2,552.50	\$13,371.42	\$568.71	\$19,885.76	(\$3,961.84)	80.08%
Knox, St. Mary	25	6	24.00%	\$3,680.00		\$3,680.00	\$613.33	\$4,401.86	(\$721.86)	83.60%
Lakota, St. Mary	66	23	34.85%	\$5,660.00	\$200.00	\$5,460.00	\$246.09	\$11,226.26	(\$5,566.26)	50.42%
Lamoure, Holy Rosary	100	44	44.00%	\$17,755.00	\$1,637.50	\$16,117.50	\$403.52	\$25,432.34	(\$7,677.34)	69.81%
Langdon, St. Alphonsus	319	86	26.96%	\$34,703.50	\$1,028.00	\$33,675.50	\$403.53	\$33,317.20	\$1,386.30	104.16%
Lankin, St. Joseph	30	15	50.00%	\$8,840.63	\$233.27	\$8,607.36	\$589.38	\$8,071.33	\$769.30	109.53%
Larimore, St. Stephen	151	30	19.87%	\$14,953.00	\$4,552.00	\$10,401.00	\$498.43	\$26,259.64	(\$11,306.64)	56.94%
Leeds, St. Vincent de Paul	25	7	28.00%	\$1,235.00	\$0.00	\$1,235.00	\$176.43	\$5,089.59	(\$3,854.59)	24.27%
Lidgerwood, St. Boniface	134	48	35.82%	\$24,330.00	\$5,255.00	\$19,075.00	\$506.88	\$23,021.28	\$1,308.72	105.68%
Lisbon, St. Aloysius	171	47	27.49%	\$15,981.36	\$1,450.00	\$14,531.36	\$340.03	\$32,405.53	(\$16,424.17)	49.32%
Maddock, St. William	49	19	38.78%	\$10,210.00		\$10,210.00	\$537.37	\$10,565.75	(\$355.75)	96.63%
Mantador, SS. Peter & Paul	55	25	45.45%	\$12,088.00		\$12,088.00	\$483.52	\$10,787.67	\$1,300.33	112.05%
Manvel, St. Timothy	131	37	28.24%	\$14,105.00	\$1,451.25	\$12,653.75	\$381.22	\$23,573.88	(\$9,468.88)	59.83%
Mayville, Our Lady of Peace	108	40	37.04%	\$20,408.00	\$845.00	\$19,563.00	\$510.20	\$27,042.03	(\$6,634.03)	75.47%
McClusky, Holy Family	19	3	15.79%	\$1,450.00		\$1,450.00	\$483.33	\$3,758.24	(\$2,308.24)	38.58%
McHenry, SS. Peter & Paul	26	17	65.38%	\$5,681.40	\$665.00	\$5,016.40	\$334.20	\$5,310.59	\$370.81	106.98%
Medina, St. Mary	30	15	50.00%	\$5,525.00		\$5,525.00	\$368.33	\$8,045.00	(\$2,520.00)	68.68%



"Journey with Hope" - Hebrews 6:18-19

Diocese of Fargo
Status of 2025 God's Gift Appeal

Diocese of Fargo
Office of Stewardship and Development

Parish:	Number of Households	Number of Donors	Percent Participation	Total Amout of Gifts Pledged	Outstanding Pledge Balance	Total Amount of Gifts Received	Average Gift Amount	Parish Goal	Over/ Under to Goal	Percent to Goal
Michigan, St. Lawrence O'Toole	44	12	27.27%	\$2,367.56	\$675.04	\$1,692.52	\$197.30	\$8,525.04	(\$6,157.48)	27.77%
Milnor, St. Arnold	64	17	26.56%	\$7,010.00		\$7,010.00	\$412.35	\$10,012.45	(\$3,002.45)	70.01%
Minto, Sacred Heart	167	54	32.34%	\$18,165.40	\$1,175.00	\$16,990.40	\$336.40	\$32,171.56	(\$14,006.16)	56.46%
Mooreton, St. Anthony	64	21	32.81%	\$9,010.00	\$900.00	\$8,110.00	\$429.05	\$13,635.43	(\$4,625.43)	66.08%
Munich, St. Mary	66	30	45.45%	\$23,175.00		\$23,175.00	\$772.50	\$16,385.41	\$6,789.59	141.44%
Napoleon, St. Philip Neri	250	88	35.20%	\$46,712.88	\$755.00	\$45,957.88	\$530.83	\$57,398.56	(\$10,685.68)	81.38%
Neché, SS. Nereus & Achilleus	23	7	30.43%	\$3,550.00	\$750.00	\$2,800.00	\$507.14	\$5,773.02	(\$2,223.02)	61.49%
Nekoma, St. Edward	19	6	31.58%	\$1,320.00	\$300.00	\$1,020.00	\$220.00	\$2,533.04	(\$1,213.04)	52.11%
New Rockford, St. John	172	61	35.47%	\$24,325.00	\$2,860.00	\$21,465.00	\$398.77	\$34,237.29	(\$9,912.29)	71.05%
Nortonville, Holy Spirit	21	8	38.10%	\$1,519.00		\$1,519.00	\$189.88	\$3,833.03	(\$2,314.03)	39.63%
Oakes, St. Charles Borromeo	165	59	35.76%	\$38,125.00	\$3,700.00	\$34,425.00	\$646.19	\$34,027.20	\$4,097.80	112.04%
Oakwood, Sacred Heart	38	15	39.47%	\$4,965.00	\$250.00	\$4,715.00	\$331.00	\$9,148.44	(\$4,183.44)	54.27%
Park River, St. Mary	158	64	40.51%	\$29,245.00	\$2,676.86	\$26,568.14	\$456.95	\$33,022.65	(\$3,777.65)	88.56%
Pembina, Assumption	40	19	47.50%	\$6,980.00	\$1,050.00	\$5,930.00	\$367.37	\$8,731.81	(\$1,751.81)	79.94%
Pisek, St. John Nepomucene	72	30	41.67%	\$13,216.00	\$4,250.00	\$8,966.00	\$440.53	\$14,805.65	(\$1,589.65)	89.26%
Reynolds, Our Lady of Perpetual Help	84	40	47.62%	\$20,246.00	\$2,280.00	\$17,966.00	\$506.15	\$24,804.83	(\$4,558.83)	81.62%
Rock Lake, Immaculate Heart of Mary	17	1	5.88%	\$300.00		\$300.00	\$300.00	\$4,219.06	(\$3,919.06)	7.11%
Rolette, Sacred Heart	60	14	23.33%	\$10,675.00		\$10,675.00	\$762.50	\$13,410.63	(\$2,735.63)	79.60%
Rolla, St. Joachim	61	17	27.87%	\$9,490.00	\$0.00	\$9,490.00	\$558.24	\$18,464.12	(\$8,974.12)	51.40%
Rugby, St. Therese/Little Flower	447	126	28.19%	\$50,374.33	\$3,715.00	\$46,659.33	\$399.80	\$72,622.27	(\$22,247.94)	69.36%
Saint John, St. John the Baptist	121	9	7.44%	\$2,100.00		\$2,100.00	\$233.33	\$18,309.43	(\$16,209.43)	11.47%
Saint Michael, St. Michael's Indian Mission	71	13	18.31%	\$13,600.00		\$13,600.00	\$1,046.15	\$14,225.71	(\$625.71)	95.60%
Sanborn, Sacred Heart	60	15	25.00%	\$4,301.00	\$450.00	\$3,851.00	\$286.73	\$11,287.56	(\$6,986.56)	38.10%
Selz, St. Anthony	37	20	54.05%	\$7,691.00	\$160.00	\$7,531.00	\$384.55	\$6,335.30	\$1,355.70	121.40%
Sheldon, Our Lady of the Scapular	46	11	23.91%	\$5,436.00	\$100.00	\$5,336.00	\$494.18	\$6,780.34	(\$1,344.34)	80.17%
Starkweather, Assumption of B.V.M.	19	9	47.37%	\$6,400.00	\$300.00	\$6,100.00	\$711.11	\$4,544.00	\$1,856.00	140.85%
Steele, St. Francis de Sales	85	28	32.94%	\$15,046.00	\$300.00	\$14,746.00	\$537.36	\$15,903.11	(\$857.11)	94.61%
Sykeston, St. Elizabeth	40	17	42.50%	\$5,250.00	\$300.00	\$4,950.00	\$308.82	\$7,855.09	(\$2,605.09)	66.84%
Tappen, St. Paul	25	4	16.00%	\$850.00		\$850.00	\$212.50	\$4,456.16	(\$3,606.16)	19.07%
Thompson, St. Jude	147	33	22.45%	\$21,390.00	\$4,150.00	\$17,240.00	\$648.18	\$27,708.16	(\$6,318.16)	77.20%
Tokio, Christ the King	6		0.00%	\$0.00				\$1,251.00	(\$1,251.00)	0.00%
Tolna, St. Joseph	28	14	50.00%	\$6,203.00	\$750.00	\$5,453.00	\$443.07	\$6,209.25	(\$6.25)	99.90%
Towner, St. Cecilia	109	36	33.03%	\$10,705.00	\$50.00	\$10,655.00	\$297.36	\$19,018.68	(\$8,313.68)	56.29%
Unaffiliated	1,231	49	3.98%	\$14,973.07	\$360.00	\$14,613.07	\$305.57	\$34,427.57	(\$19,454.50)	43.49%
Valley City, St. Catherine	457	138	30.20%	\$67,043.00	\$7,690.00	\$59,353.00	\$485.82	\$72,440.21	(\$5,397.21)	92.55%
Velva, St. Cecilia	138	27	19.57%	\$9,640.00	\$0.00	\$9,640.00	\$357.04	\$28,881.64	(\$19,241.64)	33.38%
Verona, St. Raphael	15	5	33.33%	\$1,775.00		\$1,775.00	\$355.00	\$2,080.80	(\$305.80)	85.30%
Veseleyville, St. Luke	24	17	70.83%	\$10,900.00	\$1,155.00	\$9,745.00	\$641.18	\$8,464.87	\$2,435.13	128.77%
Wahpeton, St. John	794	167	21.03%	\$66,836.00	\$7,902.00	\$58,934.00	\$400.22	\$115,121.79	(\$48,285.79)	58.06%



"Journey with Hope" – Hebrews 6:18-19

Diocese of Fargo
Status of 2025 God's Gift Appeal

Diocese of Fargo
Office of Stewardship and Development

Parish:	Number of Households	Number of Donors	Percent Participation	Total Amout of Gifts Pledged	Outstanding Pledge Balance	Total Amout of Gifts Received	Average Gift Amount	Parish Goal	Over/ Under to Goal	Percent to Goal
Walhalla, St. Boniface	151	23	15.23%	\$10,490.00	\$1,800.00	\$8,690.00	\$456.09	\$24,327.52	(\$13,837.52)	43.12%
Warsaw, St. Stanislaus	85	30	35.29%	\$18,115.00	\$400.00	\$17,715.00	\$603.83	\$25,064.67	(\$6,949.67)	72.27%
West Fargo, Blessed Sacrament	430	158	36.74%	\$63,926.00	\$7,542.50	\$56,383.50	\$404.59	\$71,975.59	(\$8,049.59)	88.82%
West Fargo, Holy Cross	2,089	296	14.17%	\$132,926.38	\$17,232.92	\$115,693.46	\$449.08	\$241,511.81	(\$108,585.43)	55.04%
Westhope, St. Andrew	64	9	14.06%	\$4,225.00	\$0.00	\$4,225.00	\$469.44	\$13,986.20	(\$9,761.20)	30.21%
Willow City, Notre Dame des Victoires	17	8	47.06%	\$4,350.00		\$4,350.00	\$543.75	\$4,102.19	\$247.81	106.04%
Wimbledon, St. Boniface	58	15	25.86%	\$6,715.00		\$6,715.00	\$447.67	\$10,239.88	(\$3,524.88)	65.58%
Windsor, St. Mathias of Windsor	28	12	42.86%	\$9,230.00	\$750.00	\$8,480.00	\$769.17	\$8,112.03	\$1,117.97	113.78%
Wishek, St. Patrick	67	22	32.84%	\$6,778.00	\$200.00	\$6,578.00	\$308.09	\$12,323.12	(\$5,545.12)	55.00%
Wyndmere, St. John the Baptist	90	36	40.00%	\$12,300.00	\$1,330.00	\$10,970.00	\$341.67	\$21,406.23	(\$9,106.23)	57.46%
Zeeland, St. Andrew	56	21	37.50%	\$13,635.00	\$160.00	\$13,475.00	\$649.29	\$16,782.50	(\$3,147.50)	81.25%
Totals:	24,005	5,757	23.98%	\$2,817,167.71	\$303,529.30	\$2,513,638.41	\$489.35	\$3,773,301.00	(\$956,133.29)	74.66%

Number of parishes:

100% of goal or above: 22

75% to 99% of goal: 34

50% to 74% of goal: 41

25% to 49% of goal: 20

Below 25% of goal: 10



"Journey with Hope" - Hebrews 6:18-19

Diocese of Fargo
Status of 2025 God's Gift Appeal

Diocese of Fargo
Office of Stewardship and Development

Parish:	Number of Households	Number of Donors	Percent Participation	Total Amout of Gifts Pledged	Outstanding Pledge Balance	Total Amount of Gifts Received	Average Gift Amount	Parish Goal	Over/ Under to Goal	Percent to Goal
Totals for entire Diocese:	24,005	5,706	23.77%	\$2,788,612.71	\$315,174.41	\$2,473,438.30	\$488.72	\$3,773,301.00	(\$984,688.29)	73.90%
Anamoose, St. Francis Xavier	73	25	34.25%	\$9,910.20	\$865.20	\$9,045.00	\$396.41	\$12,272.58	(\$2,362.38)	80.75%
Aneta, Sacred Heart	14	6	42.86%	\$3,060.00		\$3,060.00	\$510.00	\$2,895.00	\$165.00	105.70%
Argusville, St. William	62	24	38.71%	\$10,600.00	\$697.50	\$9,902.50	\$441.67	\$13,333.01	(\$2,733.01)	79.50%
Ashley, St. David	32	12	37.50%	\$6,525.00	\$1,000.00	\$5,525.00	\$543.75	\$6,976.91	(\$451.91)	93.52%
Balta, Our Lady of Mt. Carmel	54	14	25.93%	\$6,455.04	\$765.65	\$5,689.39	\$461.07	\$8,385.14	(\$1,930.10)	76.98%
Bechyne, SS. Peter & Paul	35	20	57.14%	\$6,910.33	\$0.00	\$6,910.33	\$345.52	\$8,134.35	(\$1,224.02)	84.95%
Belcourt, St. Ann	165	22	13.33%	\$12,381.00	\$600.00	\$11,781.00	\$562.77	\$17,926.00	(\$5,545.00)	69.07%
Belcourt, St. Anthony	24	1	4.17%	\$400.00		\$400.00	\$400.00	\$3,865.10	(\$3,465.10)	10.35%
Belcourt, St. Benedict	48	7	14.58%	\$2,830.00	\$75.00	\$2,755.00	\$404.29	\$5,423.51	(\$2,593.51)	52.18%
Bisbee, Holy Rosary	22	10	45.45%	\$1,695.00		\$1,695.00	\$169.50	\$5,290.74	(\$3,595.74)	32.04%
Bottineau, St. Mark	200	42	21.00%	\$15,311.00	\$332.00	\$14,979.00	\$364.55	\$41,156.70	(\$25,845.70)	37.20%
Buchanan, St. Margaret	36	15	41.67%	\$5,362.48	\$280.00	\$5,082.48	\$357.50	\$5,642.78	(\$280.30)	95.03%
Buffalo, St. Thomas	43	12	27.91%	\$6,880.00		\$6,880.00	\$573.33	\$10,217.09	(\$3,337.09)	67.34%
Cando, Sacred Heart	82	24	29.27%	\$11,348.00	\$1,424.00	\$9,924.00	\$472.83	\$19,808.35	(\$8,460.35)	57.29%
Carrington, Sacred Heart	196	60	30.61%	\$31,926.00	\$4,850.00	\$27,076.00	\$532.10	\$38,771.49	(\$6,845.49)	82.34%
Casselton, St. Leo	257	59	22.96%	\$35,465.00	\$7,423.63	\$28,041.37	\$601.10	\$64,992.17	(\$29,527.17)	54.57%
Cavalier, St. Brigid	92	21	22.83%	\$7,326.00	\$60.00	\$7,266.00	\$348.86	\$21,890.32	(\$14,564.32)	33.47%
Cayuga, SS. Peter & Paul	26	19	73.08%	\$9,288.00	\$124.00	\$9,164.00	\$488.84	\$7,286.13	\$2,001.87	127.48%
Cooperstown, St. George	62	32	51.61%	\$10,715.00		\$10,715.00	\$334.84	\$13,911.24	(\$3,196.24)	77.02%
Crystal, St. Patrick	30	11	36.67%	\$4,215.00		\$4,215.00	\$383.18	\$8,518.23	(\$4,303.23)	49.48%
Dazey, St. Mary	37	17	45.95%	\$6,532.00	\$300.00	\$6,232.00	\$384.24	\$7,885.85	(\$1,353.85)	82.83%
Devils Lake, St. Joseph	970	257	26.49%	\$125,977.00	\$9,015.00	\$116,962.00	\$490.18	\$130,009.17	(\$4,032.17)	96.90%
Dickey, Assumption	27	8	29.63%	\$1,070.00	\$0.00	\$1,070.00	\$133.75	\$3,831.08	(\$2,761.08)	27.93%
Drake, St. Margaret Mary	79	24	30.38%	\$7,495.00	\$0.00	\$7,495.00	\$312.29	\$10,699.45	(\$3,204.45)	70.05%
Drayton, St. Edward	56	12	21.43%	\$6,034.00		\$6,034.00	\$502.83	\$11,825.72	(\$5,791.72)	51.02%
Dunseith, St. Michael the Archangel	107	10	9.35%	\$2,205.00	\$250.00	\$1,955.00	\$220.50	\$12,968.23	(\$10,763.23)	17.00%
Edgeley, Transfiguration	92	24	26.09%	\$9,671.00	\$125.00	\$9,546.00	\$402.96	\$23,602.57	(\$13,931.57)	40.97%
Ellendale, St. Helena	73	21	28.77%	\$8,839.00	\$900.00	\$7,939.00	\$420.90	\$19,369.93	(\$10,530.93)	45.63%
Enderlin, St. Patrick	79	23	29.11%	\$7,540.00	\$2,740.00	\$4,800.00	\$327.83	\$10,185.50	(\$2,645.50)	74.03%
Esmond, St. Boniface	43	16	37.21%	\$8,326.00		\$8,326.00	\$520.38	\$7,468.87	\$857.13	111.48%
Fairmount, St. Anthony	53	21	39.62%	\$6,900.00		\$6,900.00	\$328.57	\$9,542.75	(\$2,642.75)	72.31%
Fargo, Cathedral of St. Mary	436	117	26.83%	\$82,959.30	\$29,565.91	\$53,393.39	\$709.05	\$73,864.86	\$9,094.44	112.31%
Fargo, Holy Spirit	859	253	29.45%	\$148,390.88	\$19,218.43	\$129,172.45	\$586.53	\$143,630.29	\$4,760.59	103.31%
Fargo, Nativity	1,247	221	17.72%	\$87,205.24	\$6,980.17	\$80,225.07	\$394.59	\$134,548.83	(\$47,343.59)	64.81%
Fargo, SS. Anne & Joachim	1,679	346	20.61%	\$246,253.71	\$41,920.12	\$204,333.59	\$711.72	\$252,088.82	(\$5,835.11)	97.69%
Fargo, St. Anthony of Padua	652	198	30.37%	\$91,269.04	\$18,759.83	\$72,509.21	\$460.95	\$95,840.54	(\$4,571.50)	95.23%
Fargo, St. Paul Newman	30	21	70.00%	\$15,400.00	\$2,090.00	\$13,310.00	\$733.33	\$8,812.77	\$6,587.23	174.75%
Fessenden, St. Augustine	50	19	38.00%	\$8,100.00		\$8,100.00	\$426.32	\$10,569.95	(\$2,469.95)	76.63%



"Journey with Hope" - Hebrews 6:18-19

Diocese of Fargo
Status of 2025 God's Gift Appeal

Diocese of Fargo
Office of Stewardship and Development

Parish:	Number of Households	Number of Donors	Percent Participation	Total Amout of Gifts Pledged	Outstanding Pledge Balance	Total Amount of Gifts Received	Average Gift Amount	Parish Goal	Over/ Under to Goal	Percent to Goal
Fingal, Holy Trinity	63	21	33.33%	\$7,625.00	\$180.00	\$7,445.00	\$363.10	\$11,812.43	(\$4,187.43)	64.55%
Finley, St. Olaf	24	4	16.67%	\$510.00		\$510.00	\$127.50	\$4,642.50	(\$4,132.50)	10.99%
Forman, St. Mary	66	24	36.36%	\$12,738.00		\$12,738.00	\$530.75	\$13,341.73	(\$603.73)	95.47%
Fort Totten, Seven Dolors	37	4	10.81%	\$1,450.00	\$75.00	\$1,375.00	\$362.50	\$6,670.00	(\$5,220.00)	21.74%
Fullerton, St. Patrick	24	6	25.00%	\$6,100.00		\$6,100.00	\$1,016.67	\$6,636.00	(\$536.00)	91.92%
Geneseo, St. Martin	41	10	24.39%	\$3,910.00		\$3,910.00	\$391.00	\$6,701.49	(\$2,791.49)	58.35%
Grafton, St. John the Evangelist	487	84	17.25%	\$42,855.04	\$5,006.90	\$37,848.14	\$510.18	\$87,229.45	(\$44,374.41)	49.13%
Grand Forks, Holy Family	1,052	193	18.35%	\$82,428.00	\$11,875.06	\$70,552.94	\$427.09	\$140,859.94	(\$58,431.94)	58.52%
Grand Forks, St. Mary	410	91	22.20%	\$50,617.00	\$611.25	\$50,005.75	\$556.23	\$73,040.26	(\$22,423.26)	69.30%
Grand Forks, St. Michael	1,433	273	19.05%	\$131,981.00	\$15,350.50	\$116,630.50	\$483.45	\$208,832.52	(\$76,851.52)	63.20%
Grand Forks, St. Thomas Aquinas	39	11	28.21%	\$3,975.00	\$1,060.00	\$2,915.00	\$361.36	\$13,493.17	(\$9,518.17)	29.46%
Gwinner, St. Vincent	35	6	17.14%	\$3,020.00		\$3,020.00	\$503.33	\$7,209.51	(\$4,189.51)	41.89%
Hankinson, St. Philip	185	53	28.65%	\$21,270.00	\$225.00	\$21,045.00	\$401.32	\$30,878.94	(\$9,608.94)	68.88%
Harvey, St. Cecilia	238	95	39.92%	\$48,405.00	\$3,750.00	\$44,655.00	\$509.53	\$43,340.67	\$5,064.33	111.68%
Hillsboro, St. Rose of Lima	189	49	25.93%	\$21,190.00	\$2,410.02	\$18,779.98	\$432.45	\$28,591.06	(\$7,401.06)	74.11%
Hope, St. Agatha	55	21	38.18%	\$10,904.00		\$10,904.00	\$519.24	\$9,715.14	\$1,188.86	112.24%
Horace, St. Benedict	235	65	27.66%	\$40,884.33	\$5,260.00	\$35,624.33	\$628.99	\$62,009.82	(\$21,125.49)	65.93%
Hunter, St. Agnes	25	4	16.00%	\$1,800.00		\$1,800.00	\$450.00	\$7,230.59	(\$5,430.59)	24.89%
Jamestown, Basilica of St. James	997	220	22.07%	\$133,146.69	\$14,400.05	\$118,746.64	\$605.21	\$154,604.17	(\$21,457.48)	86.12%
Jessie, St. Lawrence	35	16	45.71%	\$9,296.00	\$100.00	\$9,196.00	\$581.00	\$8,120.35	\$1,175.65	114.48%
Karlsruhe, SS. Peter & Paul	37	6	16.22%	\$2,150.00	\$525.00	\$1,625.00	\$358.33	\$7,701.00	(\$5,551.00)	27.92%
Kensal, St. John	21	9	42.86%	\$3,450.00		\$3,450.00	\$383.33	\$6,110.39	(\$2,660.39)	56.46%
Kindred, St. Maurice	96	28	29.17%	\$15,923.92	\$2,965.00	\$12,958.92	\$568.71	\$19,885.76	(\$3,961.84)	80.08%
Knox, St. Mary	25	6	24.00%	\$3,680.00		\$3,680.00	\$613.33	\$4,401.86	(\$721.86)	83.60%
Lakota, St. Mary	66	23	34.85%	\$5,660.00	\$200.00	\$5,460.00	\$246.09	\$11,226.26	(\$5,566.26)	50.42%
Lamoure, Holy Rosary	100	43	43.00%	\$17,530.00	\$1,787.50	\$15,742.50	\$407.67	\$25,432.34	(\$7,902.34)	68.93%
Langdon, St. Alphonsus	319	85	26.65%	\$34,667.50	\$1,028.00	\$33,639.50	\$407.85	\$33,317.20	\$1,350.30	104.05%
Lankin, St. Joseph	30	14	46.67%	\$8,740.63	\$266.60	\$8,474.03	\$624.33	\$8,071.33	\$669.30	108.29%
Larimore, St. Stephen	151	30	19.87%	\$14,953.00	\$4,997.00	\$9,956.00	\$498.43	\$26,259.64	(\$11,306.64)	56.94%
Leeds, St. Vincent de Paul	25	7	28.00%	\$1,235.00	\$0.00	\$1,235.00	\$176.43	\$5,089.59	(\$3,854.59)	24.27%
Lidgerwood, St. Boniface	134	48	35.82%	\$24,330.00	\$5,255.00	\$19,075.00	\$506.88	\$23,021.28	\$1,308.72	105.68%
Lisbon, St. Aloysius	171	47	27.49%	\$15,981.36	\$1,600.00	\$14,381.36	\$340.03	\$32,405.53	(\$16,424.17)	49.32%
Maddock, St. William	49	18	36.73%	\$10,010.00		\$10,010.00	\$556.11	\$10,565.75	(\$555.75)	94.74%
Mantador, SS. Peter & Paul	55	25	45.45%	\$12,088.00		\$12,088.00	\$483.52	\$10,787.67	\$1,300.33	112.05%
Manvel, St. Timothy	131	37	28.24%	\$14,105.00	\$1,482.50	\$12,622.50	\$381.22	\$23,573.88	(\$9,468.88)	59.83%
Mayville, Our Lady of Peace	108	40	37.04%	\$20,378.00	\$845.00	\$19,533.00	\$509.45	\$27,042.03	(\$6,664.03)	75.36%
McClusky, Holy Family	19	2	10.53%	\$1,400.00		\$1,400.00	\$700.00	\$3,758.24	(\$2,358.24)	37.25%
McHenry, SS. Peter & Paul	26	16	61.54%	\$5,481.40	\$765.00	\$4,716.40	\$342.59	\$5,310.59	\$170.81	103.22%
Medina, St. Mary	30	15	50.00%	\$5,525.00		\$5,525.00	\$368.33	\$8,045.00	(\$2,520.00)	68.68%



"Journey with Hope" - Hebrews 6:18-19

Diocese of Fargo
Status of 2025 God's Gift Appeal

Diocese of Fargo
Office of Stewardship and Development

Parish:	Number of Households	Number of Donors	Percent Participation	Total Amout of Gifts Pledged	Outstanding Pledge Balance	Total Amount of Gifts Received	Average Gift Amount	Parish Goal	Over/ Under to Goal	Percent to Goal
Michigan, St. Lawrence O'Toole	44	12	27.27%	\$2,367.56	\$675.04	\$1,692.52	\$197.30	\$8,525.04	(\$6,157.48)	27.77%
Milnor, St. Arnold	64	17	26.56%	\$7,010.00		\$7,010.00	\$412.35	\$10,012.45	(\$3,002.45)	70.01%
Minto, Sacred Heart	167	53	31.74%	\$18,140.40	\$1,340.00	\$16,800.40	\$342.27	\$32,171.56	(\$14,031.16)	56.39%
Mooreton, St. Anthony	64	21	32.81%	\$9,010.00	\$900.00	\$8,110.00	\$429.05	\$13,635.43	(\$4,625.43)	66.08%
Munich, St. Mary	66	30	45.45%	\$23,175.00		\$23,175.00	\$772.50	\$16,385.41	\$6,789.59	141.44%
Napoleon, St. Philip Neri	250	85	34.00%	\$45,612.88	\$755.00	\$44,857.88	\$536.62	\$57,398.56	(\$11,785.68)	79.47%
Neché, SS. Nereus & Achilleus	23	7	30.43%	\$3,550.00	\$750.00	\$2,800.00	\$507.14	\$5,773.02	(\$2,223.02)	61.49%
Nekoma, St. Edward	19	6	31.58%	\$1,320.00	\$300.00	\$1,020.00	\$220.00	\$2,533.04	(\$1,213.04)	52.11%
New Rockford, St. John	172	61	35.47%	\$24,295.00	\$3,160.00	\$21,135.00	\$398.28	\$34,237.29	(\$9,942.29)	70.96%
Nortonville, Holy Spirit	21	8	38.10%	\$1,519.00		\$1,519.00	\$189.88	\$3,833.03	(\$2,314.03)	39.63%
Oakes, St. Charles Borromeo	165	59	35.76%	\$38,125.00	\$3,700.00	\$34,425.00	\$646.19	\$34,027.20	\$4,097.80	112.04%
Oakwood, Sacred Heart	38	13	34.21%	\$4,655.00	\$250.00	\$4,405.00	\$358.08	\$9,148.44	(\$4,493.44)	50.88%
Park River, St. Mary	158	64	40.51%	\$29,245.00	\$2,745.61	\$26,499.39	\$456.95	\$33,022.65	(\$3,777.65)	88.56%
Pembina, Assumption	40	19	47.50%	\$6,980.00	\$1,050.00	\$5,930.00	\$367.37	\$8,731.81	(\$1,751.81)	79.94%
Pisek, St. John Nepomucene	72	30	41.67%	\$13,216.00	\$4,250.00	\$8,966.00	\$440.53	\$14,805.65	(\$1,589.65)	89.26%
Reynolds, Our Lady of Perpetual Help	84	40	47.62%	\$20,246.00	\$2,280.00	\$17,966.00	\$506.15	\$24,804.83	(\$4,558.83)	81.62%
Rock Lake, Immaculate Heart of Mary	17	1	5.88%	\$300.00		\$300.00	\$300.00	\$4,219.06	(\$3,919.06)	7.11%
Rolette, Sacred Heart	60	14	23.33%	\$10,675.00		\$10,675.00	\$762.50	\$13,410.63	(\$2,735.63)	79.60%
Rolla, St. Joachim	61	17	27.87%	\$9,490.00	\$0.00	\$9,490.00	\$558.24	\$18,464.12	(\$8,974.12)	51.40%
Rugby, St. Therese/Little Flower	447	126	28.19%	\$50,374.33	\$3,775.00	\$46,599.33	\$399.80	\$72,622.27	(\$22,247.94)	69.36%
Saint John, St. John the Baptist	121	9	7.44%	\$2,100.00		\$2,100.00	\$233.33	\$18,309.43	(\$16,209.43)	11.47%
Saint Michael, St. Michael's Indian Mission	71	13	18.31%	\$13,600.00		\$13,600.00	\$1,046.15	\$14,225.71	(\$625.71)	95.60%
Sanborn, Sacred Heart	60	15	25.00%	\$4,301.00	\$450.00	\$3,851.00	\$286.73	\$11,287.56	(\$6,986.56)	38.10%
Selz, St. Anthony	37	19	51.35%	\$7,641.00	\$160.00	\$7,481.00	\$402.16	\$6,335.30	\$1,305.70	120.61%
Sheldon, Our Lady of the Scapular	46	11	23.91%	\$5,436.00	\$100.00	\$5,336.00	\$494.18	\$6,780.34	(\$1,344.34)	80.17%
Starkweather, Assumption of B.V.M.	19	9	47.37%	\$6,400.00	\$300.00	\$6,100.00	\$711.11	\$4,544.00	\$1,856.00	140.85%
Steele, St. Francis de Sales	85	27	31.76%	\$13,846.00	\$300.00	\$13,546.00	\$512.81	\$15,903.11	(\$2,057.11)	87.06%
Sykeston, St. Elizabeth	40	17	42.50%	\$5,250.00	\$300.00	\$4,950.00	\$308.82	\$7,855.09	(\$2,605.09)	66.84%
Tappen, St. Paul	25	3	12.00%	\$750.00		\$750.00	\$250.00	\$4,456.16	(\$3,706.16)	16.83%
Thompson, St. Jude	147	33	22.45%	\$21,390.00	\$4,275.00	\$17,115.00	\$648.18	\$27,708.16	(\$6,318.16)	77.20%
Tokio, Christ the King	6		0.00%	\$0.00				\$1,251.00	(\$1,251.00)	0.00%
Tolna, St. Joseph	28	14	50.00%	\$6,203.00	\$750.00	\$5,453.00	\$443.07	\$6,209.25	(\$6.25)	99.90%
Towner, St. Cecilia	109	36	33.03%	\$10,705.00	\$50.00	\$10,655.00	\$297.36	\$19,018.68	(\$8,313.68)	56.29%
Unaffiliated	1,231	48	3.90%	\$14,573.07	\$360.00	\$14,213.07	\$303.61	\$34,427.57	(\$19,854.50)	42.33%
Valley City, St. Catherine	457	135	29.54%	\$66,137.00	\$8,415.00	\$57,722.00	\$489.90	\$72,440.21	(\$6,303.21)	91.30%
Velva, St. Cecilia	138	27	19.57%	\$9,640.00	\$0.00	\$9,640.00	\$357.04	\$28,881.64	(\$19,241.64)	33.38%
Verona, St. Raphael	15	5	33.33%	\$1,775.00		\$1,775.00	\$355.00	\$2,080.80	(\$305.80)	85.30%
Veseleyville, St. Luke	24	17	70.83%	\$10,900.00	\$1,255.00	\$9,645.00	\$641.18	\$8,464.87	\$2,435.13	128.77%
Wahpeton, St. John	794	166	20.91%	\$66,236.00	\$7,902.00	\$58,334.00	\$399.01	\$115,121.79	(\$48,885.79)	57.54%



"Journey with Hope" - Hebrews 6:18-19

Diocese of Fargo
Status of 2025 God's Gift Appeal

Diocese of Fargo
Office of Stewardship and Development

Parish:	Number of Households	Number of Donors	Percent Participation	Total Amout of Gifts Pledged	Outstanding Pledge Balance	Total Amout of Gifts Received	Average Gift Amount	Parish Goal	Over/ Under to Goal	Percent to Goal
Walhalla, St. Boniface	151	23	15.23%	\$10,490.00	\$1,800.00	\$8,690.00	\$456.09	\$24,327.52	(\$13,837.52)	43.12%
Warsaw, St. Stanislaus	85	30	35.29%	\$18,115.00	\$400.00	\$17,715.00	\$603.83	\$25,064.67	(\$6,949.67)	72.27%
West Fargo, Blessed Sacrament	430	157	36.51%	\$63,671.00	\$8,161.75	\$55,509.25	\$405.55	\$71,975.59	(\$8,304.59)	88.46%
West Fargo, Holy Cross	2,089	293	14.03%	\$132,750.38	\$19,443.19	\$113,307.19	\$453.07	\$241,511.81	(\$108,761.43)	54.97%
Westhope, St. Andrew	64	9	14.06%	\$4,225.00	\$0.00	\$4,225.00	\$469.44	\$13,986.20	(\$9,761.20)	30.21%
Willow City, Notre Dame des Victoires	17	8	47.06%	\$4,350.00		\$4,350.00	\$543.75	\$4,102.19	\$247.81	106.04%
Wimbledon, St. Boniface	58	15	25.86%	\$6,715.00		\$6,715.00	\$447.67	\$10,239.88	(\$3,524.88)	65.58%
Windsor, St. Mathias of Windsor	28	12	42.86%	\$9,230.00	\$750.00	\$8,480.00	\$769.17	\$8,112.03	\$1,117.97	113.78%
Wishek, St. Patrick	67	22	32.84%	\$6,778.00	\$200.00	\$6,578.00	\$308.09	\$12,323.12	(\$5,545.12)	55.00%
Wyndmere, St. John the Baptist	90	36	40.00%	\$12,300.00	\$1,330.00	\$10,970.00	\$341.67	\$21,406.23	(\$9,106.23)	57.46%
Zeeland, St. Andrew	56	21	37.50%	\$13,635.00	\$160.00	\$13,475.00	\$649.29	\$16,782.50	(\$3,147.50)	81.25%
Totals:	24,005	5,706	23.77%	\$2,788,612.71	\$315,174.41	\$2,473,438.30	\$488.72	\$3,773,301.00	(\$984,688.29)	73.90%

Number of parishes:

- 100% of goal or above: 21
- 75% to 99% of goal: 35
- 50% to 74% of goal: 41
- 25% to 49% of goal: 20
- Below 25% of goal: 10



"Journey with Hope" – Hebrews 6:18-19

Diocese of Fargo
Status of 2025 God's Gift Appeal

Diocese of Fargo
Office of Stewardship and Development

Parish:	Number of Households	Number of Donors	Percent Participation	Total Amout of Gifts Pledged	Outstanding Pledge Balance	Total Amount of Gifts Received	Average Gift Amount	Parish Goal	Over/ Under to Goal	Percent to Goal
Totals for entire Diocese:	24,005	5,675	23.64%	\$2,773,714.41	\$325,893.44	\$2,447,820.97	\$488.76	\$3,773,301.00	(\$999,586.59)	73.51%
Anamoose, St. Francis Xavier	73	25	34.25%	\$9,910.20	\$865.20	\$9,045.00	\$396.41	\$12,272.58	(\$2,362.38)	80.75%
Aneta, Sacred Heart	14	6	42.86%	\$3,060.00		\$3,060.00	\$510.00	\$2,895.00	\$165.00	105.70%
Argusville, St. William	62	24	38.71%	\$10,600.00	\$765.00	\$9,835.00	\$441.67	\$13,333.01	(\$2,733.01)	79.50%
Ashley, St. David	32	12	37.50%	\$6,525.00	\$1,000.00	\$5,525.00	\$543.75	\$6,976.91	(\$451.91)	93.52%
Balta, Our Lady of Mt. Carmel	54	14	25.93%	\$6,455.04	\$765.65	\$5,689.39	\$461.07	\$8,385.14	(\$1,930.10)	76.98%
Bechyne, SS. Peter & Paul	35	20	57.14%	\$6,910.33	\$0.00	\$6,910.33	\$345.52	\$8,134.35	(\$1,224.02)	84.95%
Belcourt, St. Ann	165	22	13.33%	\$12,381.00	\$600.00	\$11,781.00	\$562.77	\$17,926.00	(\$5,545.00)	69.07%
Belcourt, St. Anthony	24	1	4.17%	\$400.00		\$400.00	\$400.00	\$3,865.10	(\$3,465.10)	10.35%
Belcourt, St. Benedict	48	7	14.58%	\$2,830.00	\$93.75	\$2,736.25	\$404.29	\$5,423.51	(\$2,593.51)	52.18%
Bisbee, Holy Rosary	22	10	45.45%	\$1,695.00		\$1,695.00	\$169.50	\$5,290.74	(\$3,595.74)	32.04%
Bottineau, St. Mark	200	42	21.00%	\$15,311.00	\$344.00	\$14,967.00	\$364.55	\$41,156.70	(\$25,845.70)	37.20%
Buchanan, St. Margaret	36	14	38.89%	\$5,062.48	\$400.00	\$4,662.48	\$361.61	\$5,642.78	(\$580.30)	89.72%
Buffalo, St. Thomas	43	12	27.91%	\$6,880.00		\$6,880.00	\$573.33	\$10,217.09	(\$3,337.09)	67.34%
Cando, Sacred Heart	82	24	29.27%	\$11,348.00	\$1,624.00	\$9,724.00	\$472.83	\$19,808.35	(\$8,460.35)	57.29%
Carrington, Sacred Heart	196	59	30.10%	\$31,826.00	\$5,200.00	\$26,626.00	\$539.42	\$38,771.49	(\$6,945.49)	82.09%
Casselton, St. Leo	257	59	22.96%	\$35,315.00	\$7,859.88	\$27,455.12	\$598.56	\$64,992.17	(\$29,677.17)	54.34%
Cavalier, St. Brigid	92	21	22.83%	\$7,326.00	\$60.00	\$7,266.00	\$348.86	\$21,890.32	(\$14,564.32)	33.47%
Cayuga, SS. Peter & Paul	26	19	73.08%	\$9,288.00	\$155.00	\$9,133.00	\$488.84	\$7,286.13	\$2,001.87	127.48%
Cooperstown, St. George	62	32	51.61%	\$10,715.00		\$10,715.00	\$334.84	\$13,911.24	(\$3,196.24)	77.02%
Crystal, St. Patrick	30	11	36.67%	\$4,215.00		\$4,215.00	\$383.18	\$8,518.23	(\$4,303.23)	49.48%
Dazey, St. Mary	37	15	40.54%	\$5,532.00	\$300.00	\$5,232.00	\$368.80	\$7,885.85	(\$2,353.85)	70.15%
Devils Lake, St. Joseph	970	255	26.29%	\$125,757.00	\$9,745.00	\$116,012.00	\$493.16	\$130,009.17	(\$4,252.17)	96.73%
Dickey, Assumption	27	8	29.63%	\$1,070.00	\$0.00	\$1,070.00	\$133.75	\$3,831.08	(\$2,761.08)	27.93%
Drake, St. Margaret Mary	79	24	30.38%	\$7,495.00	\$0.00	\$7,495.00	\$312.29	\$10,699.45	(\$3,204.45)	70.05%
Drayton, St. Edward	56	12	21.43%	\$6,034.00		\$6,034.00	\$502.83	\$11,825.72	(\$5,791.72)	51.02%
Dunseith, St. Michael the Archangel	107	10	9.35%	\$2,205.00	\$250.00	\$1,955.00	\$220.50	\$12,968.23	(\$10,763.23)	17.00%
Edgeley, Transfiguration	92	24	26.09%	\$9,671.00	\$125.00	\$9,546.00	\$402.96	\$23,602.57	(\$13,931.57)	40.97%
Ellendale, St. Helena	73	21	28.77%	\$8,824.00	\$900.00	\$7,924.00	\$420.19	\$19,369.93	(\$10,545.93)	45.56%
Enderlin, St. Patrick	79	23	29.11%	\$7,540.00	\$2,740.00	\$4,800.00	\$327.83	\$10,185.50	(\$2,645.50)	74.03%
Esmond, St. Boniface	43	16	37.21%	\$8,326.00		\$8,326.00	\$520.38	\$7,468.87	\$857.13	111.48%
Fairmount, St. Anthony	53	21	39.62%	\$6,900.00		\$6,900.00	\$328.57	\$9,542.75	(\$2,642.75)	72.31%
Fargo, Cathedral of St. Mary	436	114	26.15%	\$81,934.30	\$30,528.41	\$51,405.89	\$718.72	\$73,864.86	\$8,069.44	110.92%
Fargo, Holy Spirit	859	253	29.45%	\$148,270.88	\$19,783.43	\$128,487.45	\$586.05	\$143,630.29	\$4,640.59	103.23%
Fargo, Nativity	1,247	219	17.56%	\$86,185.24	\$6,855.94	\$79,329.30	\$393.54	\$134,548.83	(\$48,363.59)	64.05%
Fargo, SS. Anne & Joachim	1,679	346	20.61%	\$245,933.71	\$43,028.25	\$202,905.46	\$710.79	\$252,088.82	(\$6,155.11)	97.56%
Fargo, St. Anthony of Padua	652	197	30.21%	\$90,069.04	\$18,358.58	\$71,710.46	\$457.20	\$95,840.54	(\$5,771.50)	93.98%
Fargo, St. Paul Newman	30	21	70.00%	\$15,400.00	\$2,090.00	\$13,310.00	\$733.33	\$8,812.77	\$6,587.23	174.75%
Fessenden, St. Augustine	50	19	38.00%	\$8,100.00		\$8,100.00	\$426.32	\$10,569.95	(\$2,469.95)	76.63%



"Journey with Hope" – Hebrews 6:18-19

Diocese of Fargo
Status of 2025 God's Gift Appeal

Diocese of Fargo
Office of Stewardship and Development

Parish:	Number of Households	Number of Donors	Percent Participation	Total Amout of Gifts Pledged	Outstanding Pledge Balance	Total Amount of Gifts Received	Average Gift Amount	Parish Goal	Over/ Under to Goal	Percent to Goal
Fingal, Holy Trinity	63	21	33.33%	\$7,625.00	\$180.00	\$7,445.00	\$363.10	\$11,812.43	(\$4,187.43)	64.55%
Finley, St. Olaf	24	4	16.67%	\$510.00		\$510.00	\$127.50	\$4,642.50	(\$4,132.50)	10.99%
Forman, St. Mary	66	24	36.36%	\$12,738.00		\$12,738.00	\$530.75	\$13,341.73	(\$603.73)	95.47%
Fort Totten, Seven Dolors	37	4	10.81%	\$1,450.00	\$75.00	\$1,375.00	\$362.50	\$6,670.00	(\$5,220.00)	21.74%
Fullerton, St. Patrick	24	5	20.83%	\$3,100.00		\$3,100.00	\$620.00	\$6,636.00	(\$3,536.00)	46.71%
Geneseo, St. Martin	41	10	24.39%	\$3,910.00		\$3,910.00	\$391.00	\$6,701.49	(\$2,791.49)	58.35%
Grafton, St. John the Evangelist	487	83	17.04%	\$42,455.04	\$5,156.90	\$37,298.14	\$511.51	\$87,229.45	(\$44,774.41)	48.67%
Grand Forks, Holy Family	1,052	192	18.25%	\$82,128.00	\$11,972.56	\$70,155.44	\$427.75	\$140,859.94	(\$58,731.94)	58.30%
Grand Forks, St. Mary	410	91	22.20%	\$50,617.00	\$611.25	\$50,005.75	\$556.23	\$73,040.26	(\$22,423.26)	69.30%
Grand Forks, St. Michael	1,433	272	18.98%	\$131,741.00	\$15,990.50	\$115,750.50	\$484.34	\$208,832.52	(\$77,091.52)	63.08%
Grand Forks, St. Thomas Aquinas	39	11	28.21%	\$3,975.00	\$1,060.00	\$2,915.00	\$361.36	\$13,493.17	(\$9,518.17)	29.46%
Gwinner, St. Vincent	35	6	17.14%	\$3,020.00		\$3,020.00	\$503.33	\$7,209.51	(\$4,189.51)	41.89%
Hankinson, St. Philip	185	53	28.65%	\$21,270.00	\$225.00	\$21,045.00	\$401.32	\$30,878.94	(\$9,608.94)	68.88%
Harvey, St. Cecilia	238	95	39.92%	\$48,405.00	\$4,025.00	\$44,380.00	\$509.53	\$43,340.67	\$5,064.33	111.68%
Hillsboro, St. Rose of Lima	189	49	25.93%	\$21,190.00	\$2,535.02	\$18,654.98	\$432.45	\$28,591.06	(\$7,401.06)	74.11%
Hope, St. Agatha	55	21	38.18%	\$10,904.00		\$10,904.00	\$519.24	\$9,715.14	\$1,188.86	112.24%
Horace, St. Benedict	235	64	27.23%	\$40,734.33	\$5,460.00	\$35,274.33	\$636.47	\$62,009.82	(\$21,275.49)	65.69%
Hunter, St. Agnes	25	4	16.00%	\$1,800.00		\$1,800.00	\$450.00	\$7,230.59	(\$5,430.59)	24.89%
Jamestown, Basilica of St. James	997	218	21.87%	\$133,106.69	\$15,527.55	\$117,579.14	\$610.58	\$154,604.17	(\$21,497.48)	86.10%
Jessie, St. Lawrence	35	16	45.71%	\$9,296.00	\$125.00	\$9,171.00	\$581.00	\$8,120.35	\$1,175.65	114.48%
Karlsruhe, SS. Peter & Paul	37	5	13.51%	\$2,050.00	\$525.00	\$1,525.00	\$410.00	\$7,701.00	(\$5,651.00)	26.62%
Kensal, St. John	21	9	42.86%	\$3,450.00		\$3,450.00	\$383.33	\$6,110.39	(\$2,660.39)	56.46%
Kindred, St. Maurice	96	28	29.17%	\$15,923.92	\$3,025.00	\$12,898.92	\$568.71	\$19,885.76	(\$3,961.84)	80.08%
Knox, St. Mary	25	6	24.00%	\$3,680.00		\$3,680.00	\$613.33	\$4,401.86	(\$721.86)	83.60%
Lakota, St. Mary	66	23	34.85%	\$5,660.00	\$300.00	\$5,360.00	\$246.09	\$11,226.26	(\$5,566.26)	50.42%
Lamoure, Holy Rosary	100	43	43.00%	\$17,530.00	\$1,787.50	\$15,742.50	\$407.67	\$25,432.34	(\$7,902.34)	68.93%
Langdon, St. Alphonsus	319	85	26.65%	\$34,667.50	\$1,665.50	\$33,002.00	\$407.85	\$33,317.20	\$1,350.30	104.05%
Lankin, St. Joseph	30	14	46.67%	\$8,740.63	\$266.60	\$8,474.03	\$624.33	\$8,071.33	\$669.30	108.29%
Larimore, St. Stephen	151	29	19.21%	\$14,353.00	\$4,633.00	\$9,720.00	\$494.93	\$26,259.64	(\$11,906.64)	54.66%
Leeds, St. Vincent de Paul	25	7	28.00%	\$1,235.00	\$0.00	\$1,235.00	\$176.43	\$5,089.59	(\$3,854.59)	24.27%
Lidgerwood, St. Boniface	134	48	35.82%	\$24,330.00	\$5,405.00	\$18,925.00	\$506.88	\$23,021.28	\$1,308.72	105.68%
Lisbon, St. Aloysius	171	47	27.49%	\$15,981.36	\$1,600.00	\$14,381.36	\$340.03	\$32,405.53	(\$16,424.17)	49.32%
Maddock, St. William	49	17	34.69%	\$9,760.00		\$9,760.00	\$574.12	\$10,565.75	(\$805.75)	92.37%
Mantador, SS. Peter & Paul	55	25	45.45%	\$12,088.00		\$12,088.00	\$483.52	\$10,787.67	\$1,300.33	112.05%
Manvel, St. Timothy	131	36	27.48%	\$14,005.00	\$1,650.00	\$12,355.00	\$389.03	\$23,573.88	(\$9,568.88)	59.41%
Mayville, Our Lady of Peace	108	40	37.04%	\$20,378.00	\$845.00	\$19,533.00	\$509.45	\$27,042.03	(\$6,664.03)	75.36%
McClusky, Holy Family	19	2	10.53%	\$1,400.00		\$1,400.00	\$700.00	\$3,758.24	(\$2,358.24)	37.25%
McHenry, SS. Peter & Paul	26	16	61.54%	\$5,481.40	\$802.50	\$4,678.90	\$342.59	\$5,310.59	\$170.81	103.22%
Medina, St. Mary	30	15	50.00%	\$5,525.00		\$5,525.00	\$368.33	\$8,045.00	(\$2,520.00)	68.68%



"Journey with Hope" - Hebrews 6:18-19

Diocese of Fargo
Status of 2025 God's Gift Appeal

Diocese of Fargo
Office of Stewardship and Development

Parish:	Number of Households	Number of Donors	Percent Participation	Total Amout of Gifts Pledged	Outstanding Pledge Balance	Total Amount of Gifts Received	Average Gift Amount	Parish Goal	Over/ Under to Goal	Percent to Goal
Michigan, St. Lawrence O'Toole	44	12	27.27%	\$2,367.56	\$759.42	\$1,608.14	\$197.30	\$8,525.04	(\$6,157.48)	27.77%
Milnor, St. Arnold	64	17	26.56%	\$7,010.00		\$7,010.00	\$412.35	\$10,012.45	(\$3,002.45)	70.01%
Minto, Sacred Heart	167	52	31.14%	\$17,025.40	\$1,395.00	\$15,630.40	\$327.41	\$32,171.56	(\$15,146.16)	52.92%
Mooreton, St. Anthony	64	21	32.81%	\$9,010.00	\$900.00	\$8,110.00	\$429.05	\$13,635.43	(\$4,625.43)	66.08%
Munich, St. Mary	66	30	45.45%	\$23,075.00		\$23,075.00	\$769.17	\$16,385.41	\$6,689.59	140.83%
Napoleon, St. Philip Neri	250	85	34.00%	\$45,612.88	\$755.00	\$44,857.88	\$536.62	\$57,398.56	(\$11,785.68)	79.47%
Neché, SS. Nereus & Achilleus	23	7	30.43%	\$3,550.00	\$750.00	\$2,800.00	\$507.14	\$5,773.02	(\$2,223.02)	61.49%
Nekoma, St. Edward	19	6	31.58%	\$1,320.00	\$300.00	\$1,020.00	\$220.00	\$2,533.04	(\$1,213.04)	52.11%
New Rockford, St. John	172	61	35.47%	\$24,295.00	\$3,200.00	\$21,095.00	\$398.28	\$34,237.29	(\$9,942.29)	70.96%
Nortonville, Holy Spirit	21	8	38.10%	\$1,519.00		\$1,519.00	\$189.88	\$3,833.03	(\$2,314.03)	39.63%
Oakes, St. Charles Borromeo	165	58	35.15%	\$37,925.00	\$3,700.00	\$34,225.00	\$653.88	\$34,027.20	\$3,897.80	111.45%
Oakwood, Sacred Heart	38	13	34.21%	\$4,655.00	\$300.00	\$4,355.00	\$358.08	\$9,148.44	(\$4,493.44)	50.88%
Park River, St. Mary	158	63	39.87%	\$29,125.00	\$3,075.61	\$26,049.39	\$462.30	\$33,022.65	(\$3,897.65)	88.20%
Pembina, Assumption	40	19	47.50%	\$6,980.00	\$1,050.00	\$5,930.00	\$367.37	\$8,731.81	(\$1,751.81)	79.94%
Pisek, St. John Nepomucene	72	30	41.67%	\$13,216.00	\$4,250.00	\$8,966.00	\$440.53	\$14,805.65	(\$1,589.65)	89.26%
Reynolds, Our Lady of Perpetual Help	84	40	47.62%	\$20,246.00	\$2,280.00	\$17,966.00	\$506.15	\$24,804.83	(\$4,558.83)	81.62%
Rock Lake, Immaculate Heart of Mary	17	1	5.88%	\$300.00		\$300.00	\$300.00	\$4,219.06	(\$3,919.06)	7.11%
Rolette, Sacred Heart	60	14	23.33%	\$10,675.00		\$10,675.00	\$762.50	\$13,410.63	(\$2,735.63)	79.60%
Rolla, St. Joachim	61	17	27.87%	\$9,465.00	\$0.00	\$9,465.00	\$556.76	\$18,464.12	(\$8,999.12)	51.26%
Rugby, St. Therese/Little Flower	447	126	28.19%	\$50,374.33	\$4,350.00	\$46,024.33	\$399.80	\$72,622.27	(\$22,247.94)	69.36%
Saint John, St. John the Baptist	121	9	7.44%	\$2,100.00		\$2,100.00	\$233.33	\$18,309.43	(\$16,209.43)	11.47%
Saint Michael, St. Michael's Indian Mission	71	13	18.31%	\$13,600.00		\$13,600.00	\$1,046.15	\$14,225.71	(\$625.71)	95.60%
Sanborn, Sacred Heart	60	15	25.00%	\$4,301.00	\$450.00	\$3,851.00	\$286.73	\$11,287.56	(\$6,986.56)	38.10%
Selz, St. Anthony	37	19	51.35%	\$7,641.00	\$200.00	\$7,441.00	\$402.16	\$6,335.30	\$1,305.70	120.61%
Sheldon, Our Lady of the Scapular	46	11	23.91%	\$5,436.00	\$120.00	\$5,316.00	\$494.18	\$6,780.34	(\$1,344.34)	80.17%
Starkweather, Assumption of B.V.M.	19	9	47.37%	\$6,400.00	\$500.00	\$5,900.00	\$711.11	\$4,544.00	\$1,856.00	140.85%
Steele, St. Francis de Sales	85	27	31.76%	\$13,846.00	\$300.00	\$13,546.00	\$512.81	\$15,903.11	(\$2,057.11)	87.06%
Sykeston, St. Elizabeth	40	17	42.50%	\$5,250.00	\$500.00	\$4,750.00	\$308.82	\$7,855.09	(\$2,605.09)	66.84%
Tappen, St. Paul	25	3	12.00%	\$750.00		\$750.00	\$250.00	\$4,456.16	(\$3,706.16)	16.83%
Thompson, St. Jude	147	33	22.45%	\$21,390.00	\$4,300.00	\$17,090.00	\$648.18	\$27,708.16	(\$6,318.16)	77.20%
Tokio, Christ the King	6		0.00%	\$0.00				\$1,251.00	(\$1,251.00)	0.00%
Tolna, St. Joseph	28	14	50.00%	\$6,203.00	\$900.00	\$5,303.00	\$443.07	\$6,209.25	(\$6.25)	99.90%
Towner, St. Cecilia	109	36	33.03%	\$10,705.00	\$50.00	\$10,655.00	\$297.36	\$19,018.68	(\$8,313.68)	56.29%
Unaffiliated	1,231	48	3.90%	\$14,573.07	\$465.00	\$14,108.07	\$303.61	\$34,427.57	(\$19,854.50)	42.33%
Valley City, St. Catherine	457	133	29.10%	\$64,942.00	\$8,502.50	\$56,439.50	\$488.29	\$72,440.21	(\$7,498.21)	89.65%
Velva, St. Cecilia	138	27	19.57%	\$9,620.00	\$100.00	\$9,520.00	\$356.30	\$28,881.64	(\$19,261.64)	33.31%
Verona, St. Raphael	15	5	33.33%	\$1,775.00		\$1,775.00	\$355.00	\$2,080.80	(\$305.80)	85.30%
Veseleyville, St. Luke	24	16	66.67%	\$9,895.00	\$1,255.00	\$8,640.00	\$618.44	\$8,464.87	\$1,430.13	116.89%
Wahpeton, St. John	794	166	20.91%	\$66,236.00	\$8,202.00	\$58,034.00	\$399.01	\$115,121.79	(\$48,885.79)	57.54%



"Journey with Hope" – Hebrews 6:18-19

Diocese of Fargo
Status of 2025 God's Gift Appeal

Diocese of Fargo
Office of Stewardship and Development

Parish:	Number of Households	Number of Donors	Percent Participation	Total Amout of Gifts Pledged	Outstanding Pledge Balance	Total Amout of Gifts Received	Average Gift Amount	Parish Goal	Over/ Under to Goal	Percent to Goal
Walhalla, St. Boniface	151	23	15.23%	\$10,490.00	\$1,850.00	\$8,640.00	\$456.09	\$24,327.52	(\$13,837.52)	43.12%
Warsaw, St. Stanislaus	85	30	35.29%	\$18,115.00	\$500.00	\$17,615.00	\$603.83	\$25,064.67	(\$6,949.67)	72.27%
West Fargo, Blessed Sacrament	430	157	36.51%	\$63,546.00	\$8,441.75	\$55,104.25	\$404.75	\$71,975.59	(\$8,429.59)	88.29%
West Fargo, Holy Cross	2,089	292	13.98%	\$132,667.08	\$20,006.19	\$112,660.89	\$454.34	\$241,511.81	(\$108,844.73)	54.93%
Westhope, St. Andrew	64	9	14.06%	\$4,225.00	\$0.00	\$4,225.00	\$469.44	\$13,986.20	(\$9,761.20)	30.21%
Willow City, Notre Dame des Victoires	17	8	47.06%	\$4,350.00		\$4,350.00	\$543.75	\$4,102.19	\$247.81	106.04%
Wimbledon, St. Boniface	58	15	25.86%	\$6,715.00		\$6,715.00	\$447.67	\$10,239.88	(\$3,524.88)	65.58%
Windsor, St. Mathias of Windsor	28	12	42.86%	\$9,230.00	\$750.00	\$8,480.00	\$769.17	\$8,112.03	\$1,117.97	113.78%
Wishek, St. Patrick	67	22	32.84%	\$6,778.00	\$200.00	\$6,578.00	\$308.09	\$12,323.12	(\$5,545.12)	55.00%
Wyndmere, St. John the Baptist	90	36	40.00%	\$12,300.00	\$1,350.00	\$10,950.00	\$341.67	\$21,406.23	(\$9,106.23)	57.46%
Zeeland, St. Andrew	56	20	35.71%	\$13,375.00		\$13,375.00	\$668.75	\$16,782.50	(\$3,407.50)	79.70%
Totals:	24,005	5,675	23.64%	\$2,773,714.41	\$325,893.44	\$2,447,820.97	\$488.76	\$3,773,301.00	(\$999,586.59)	73.51%

Number of parishes:

- 100% of goal or above: 21
- 75% to 99% of goal: 33
- 50% to 74% of goal: 42
- 25% to 49% of goal: 21
- Below 25% of goal: 10



"Journey with Hope" – Hebrews 6:18-19

Diocese of Fargo
Status of 2025 God's Gift Appeal

Diocese of Fargo
Office of Stewardship and Development

Parish:	Number of Households	Number of Donors	Percent Participation	Total Amout of Gifts Pledged	Outstanding Pledge Balance	Total Amount of Gifts Received	Average Gift Amount	Parish Goal	Over/ Under to Goal	Percent to Goal
Totals for entire Diocese:	24,005	5,611	23.37%	\$2,744,067.86	\$330,194.23	\$2,413,873.63	\$489.05	\$3,773,301.00	(\$1,029,233.14)	72.72%
Anamoose, St. Francis Xavier	73	23	31.51%	\$8,545.00		\$8,545.00	\$371.52	\$12,272.58	(\$3,727.58)	69.63%
Aneta, Sacred Heart	14	6	42.86%	\$3,060.00		\$3,060.00	\$510.00	\$2,895.00	\$165.00	105.70%
Argusville, St. William	62	24	38.71%	\$10,400.00	\$855.00	\$9,545.00	\$433.33	\$13,333.01	(\$2,933.01)	78.00%
Ashley, St. David	32	12	37.50%	\$6,525.00	\$1,050.00	\$5,475.00	\$543.75	\$6,976.91	(\$451.91)	93.52%
Balta, Our Lady of Mt. Carmel	54	14	25.93%	\$6,455.04	\$765.65	\$5,689.39	\$461.07	\$8,385.14	(\$1,930.10)	76.98%
Bechyne, SS. Peter & Paul	35	20	57.14%	\$6,910.33	\$0.00	\$6,910.33	\$345.52	\$8,134.35	(\$1,224.02)	84.95%
Belcourt, St. Ann	165	22	13.33%	\$12,381.00	\$600.00	\$11,781.00	\$562.77	\$17,926.00	(\$5,545.00)	69.07%
Belcourt, St. Anthony	24	1	4.17%	\$400.00		\$400.00	\$400.00	\$3,865.10	(\$3,465.10)	10.35%
Belcourt, St. Benedict	48	7	14.58%	\$2,830.00	\$93.75	\$2,736.25	\$404.29	\$5,423.51	(\$2,593.51)	52.18%
Bisbee, Holy Rosary	22	10	45.45%	\$1,695.00		\$1,695.00	\$169.50	\$5,290.74	(\$3,595.74)	32.04%
Bottineau, St. Mark	200	42	21.00%	\$15,311.00	\$344.00	\$14,967.00	\$364.55	\$41,156.70	(\$25,845.70)	37.20%
Buchanan, St. Margaret	36	14	38.89%	\$5,062.48	\$400.00	\$4,662.48	\$361.61	\$5,642.78	(\$580.30)	89.72%
Buffalo, St. Thomas	43	11	25.58%	\$6,700.00		\$6,700.00	\$609.09	\$10,217.09	(\$3,517.09)	65.58%
Cando, Sacred Heart	82	23	28.05%	\$10,148.00	\$424.00	\$9,724.00	\$441.22	\$19,808.35	(\$9,660.35)	51.23%
Carrington, Sacred Heart	196	59	30.10%	\$31,826.00	\$5,200.00	\$26,626.00	\$539.42	\$38,771.49	(\$6,945.49)	82.09%
Casselton, St. Leo	257	59	22.96%	\$35,315.00	\$7,944.88	\$27,370.12	\$598.56	\$64,992.17	(\$29,677.17)	54.34%
Cavalier, St. Brigid	92	21	22.83%	\$7,326.00	\$80.00	\$7,246.00	\$348.86	\$21,890.32	(\$14,564.32)	33.47%
Cayuga, SS. Peter & Paul	26	19	73.08%	\$9,288.00	\$155.00	\$9,133.00	\$488.84	\$7,286.13	\$2,001.87	127.48%
Cooperstown, St. George	62	32	51.61%	\$10,715.00		\$10,715.00	\$334.84	\$13,911.24	(\$3,196.24)	77.02%
Crystal, St. Patrick	30	11	36.67%	\$4,215.00		\$4,215.00	\$383.18	\$8,518.23	(\$4,303.23)	49.48%
Dazey, St. Mary	37	15	40.54%	\$5,532.00	\$300.00	\$5,232.00	\$368.80	\$7,885.85	(\$2,353.85)	70.15%
Devils Lake, St. Joseph	970	254	26.19%	\$123,757.00	\$9,807.50	\$113,949.50	\$487.23	\$130,009.17	(\$6,252.17)	95.19%
Dickey, Assumption	27	8	29.63%	\$1,070.00	\$0.00	\$1,070.00	\$133.75	\$3,831.08	(\$2,761.08)	27.93%
Drake, St. Margaret Mary	79	24	30.38%	\$7,495.00	\$0.00	\$7,495.00	\$312.29	\$10,699.45	(\$3,204.45)	70.05%
Drayton, St. Edward	56	12	21.43%	\$6,034.00		\$6,034.00	\$502.83	\$11,825.72	(\$5,791.72)	51.02%
Dunseith, St. Michael the Archangel	107	10	9.35%	\$2,205.00	\$250.00	\$1,955.00	\$220.50	\$12,968.23	(\$10,763.23)	17.00%
Edgeley, Transfiguration	92	23	25.00%	\$9,421.00	\$125.00	\$9,296.00	\$409.61	\$23,602.57	(\$14,181.57)	39.92%
Ellendale, St. Helena	73	20	27.40%	\$8,656.00	\$1,000.00	\$7,656.00	\$432.80	\$19,369.93	(\$10,713.93)	44.69%
Enderlin, St. Patrick	79	22	27.85%	\$7,490.00	\$2,740.00	\$4,750.00	\$340.45	\$10,185.50	(\$2,695.50)	73.54%
Esmond, St. Boniface	43	16	37.21%	\$8,326.00		\$8,326.00	\$520.38	\$7,468.87	\$857.13	111.48%
Fairmount, St. Anthony	53	21	39.62%	\$6,900.00		\$6,900.00	\$328.57	\$9,542.75	(\$2,642.75)	72.31%
Fargo, Cathedral of St. Mary	436	111	25.46%	\$80,891.39	\$30,843.77	\$50,047.62	\$728.75	\$73,864.86	\$7,026.53	109.51%
Fargo, Holy Spirit	859	249	28.99%	\$147,335.88	\$19,967.18	\$127,368.70	\$591.71	\$143,630.29	\$3,705.59	102.58%
Fargo, Nativity	1,247	219	17.56%	\$86,185.24	\$6,934.69	\$79,250.55	\$393.54	\$134,548.83	(\$48,363.59)	64.05%
Fargo, SS. Anne & Joachim	1,679	342	20.37%	\$243,877.71	\$43,103.25	\$200,774.46	\$713.09	\$252,088.82	(\$8,211.11)	96.74%
Fargo, St. Anthony of Padua	652	194	29.75%	\$89,989.04	\$19,278.58	\$70,710.46	\$463.86	\$95,840.54	(\$5,851.50)	93.89%
Fargo, St. Paul Newman	30	21	70.00%	\$15,400.00	\$2,165.00	\$13,235.00	\$733.33	\$8,812.77	\$6,587.23	174.75%
Fessenden, St. Augustine	50	19	38.00%	\$8,100.00		\$8,100.00	\$426.32	\$10,569.95	(\$2,469.95)	76.63%



"Journey with Hope" - Hebrews 6:18-19

Diocese of Fargo
Status of 2025 God's Gift Appeal

Diocese of Fargo
Office of Stewardship and Development

Parish:	Number of Households	Number of Donors	Percent Participation	Total Amout of Gifts Pledged	Outstanding Pledge Balance	Total Amount of Gifts Received	Average Gift Amount	Parish Goal	Over/ Under to Goal	Percent to Goal
Fingal, Holy Trinity	63	21	33.33%	\$7,625.00	\$180.00	\$7,445.00	\$363.10	\$11,812.43	(\$4,187.43)	64.55%
Finley, St. Olaf	24	4	16.67%	\$510.00		\$510.00	\$127.50	\$4,642.50	(\$4,132.50)	10.99%
Forman, St. Mary	66	24	36.36%	\$12,738.00		\$12,738.00	\$530.75	\$13,341.73	(\$603.73)	95.47%
Fort Totten, Seven Dolors	37	3	8.11%	\$1,150.00	\$200.00	\$950.00	\$383.33	\$6,670.00	(\$5,520.00)	17.24%
Fullerton, St. Patrick	24	5	20.83%	\$3,100.00		\$3,100.00	\$620.00	\$6,636.00	(\$3,536.00)	46.71%
Geneseo, St. Martin	41	9	21.95%	\$3,810.00		\$3,810.00	\$423.33	\$6,701.49	(\$2,891.49)	56.85%
Grafton, St. John the Evangelist	487	82	16.84%	\$41,855.04	\$4,871.28	\$36,983.76	\$510.43	\$87,229.45	(\$45,374.41)	47.98%
Grand Forks, Holy Family	1,052	191	18.16%	\$81,628.00	\$12,122.56	\$69,505.44	\$427.37	\$140,859.94	(\$59,231.94)	57.95%
Grand Forks, St. Mary	410	90	21.95%	\$50,062.00	\$642.50	\$49,419.50	\$556.24	\$73,040.26	(\$22,978.26)	68.54%
Grand Forks, St. Michael	1,433	268	18.70%	\$130,841.00	\$16,440.50	\$114,400.50	\$488.21	\$208,832.52	(\$77,991.52)	62.65%
Grand Forks, St. Thomas Aquinas	39	11	28.21%	\$3,975.00	\$1,060.00	\$2,915.00	\$361.36	\$13,493.17	(\$9,518.17)	29.46%
Gwinner, St. Vincent	35	6	17.14%	\$3,020.00		\$3,020.00	\$503.33	\$7,209.51	(\$4,189.51)	41.89%
Hankinson, St. Philip	185	52	28.11%	\$20,670.00	\$225.00	\$20,445.00	\$397.50	\$30,878.94	(\$10,208.94)	66.94%
Harvey, St. Cecilia	238	95	39.92%	\$48,345.00	\$4,025.00	\$44,320.00	\$508.89	\$43,340.67	\$5,004.33	111.55%
Hillsboro, St. Rose of Lima	189	49	25.93%	\$21,005.00	\$2,700.02	\$18,304.98	\$428.67	\$28,591.06	(\$7,586.06)	73.47%
Hope, St. Agatha	55	20	36.36%	\$10,604.00		\$10,604.00	\$530.20	\$9,715.14	\$888.86	109.15%
Horace, St. Benedict	235	63	26.81%	\$40,219.33	\$5,535.00	\$34,684.33	\$638.40	\$62,009.82	(\$21,790.49)	64.86%
Hunter, St. Agnes	25	4	16.00%	\$1,800.00		\$1,800.00	\$450.00	\$7,230.59	(\$5,430.59)	24.89%
Jamestown, Basilica of St. James	997	215	21.56%	\$132,582.25	\$15,777.55	\$116,804.70	\$616.66	\$154,604.17	(\$22,021.92)	85.76%
Jessie, St. Lawrence	35	16	45.71%	\$9,296.00	\$125.00	\$9,171.00	\$581.00	\$8,120.35	\$1,175.65	114.48%
Karlsruhe, SS. Peter & Paul	37	4	10.81%	\$1,600.00	\$525.00	\$1,075.00	\$400.00	\$7,701.00	(\$6,101.00)	20.78%
Kensal, St. John	21	9	42.86%	\$3,450.00		\$3,450.00	\$383.33	\$6,110.39	(\$2,660.39)	56.46%
Kindred, St. Maurice	96	27	28.13%	\$15,423.92	\$3,025.00	\$12,398.92	\$571.26	\$19,885.76	(\$4,461.84)	77.56%
Knox, St. Mary	25	6	24.00%	\$3,680.00		\$3,680.00	\$613.33	\$4,401.86	(\$721.86)	83.60%
Lakota, St. Mary	66	23	34.85%	\$5,660.00	\$300.00	\$5,360.00	\$246.09	\$11,226.26	(\$5,566.26)	50.42%
Lamoure, Holy Rosary	100	42	42.00%	\$17,330.00	\$1,787.50	\$15,542.50	\$412.62	\$25,432.34	(\$8,102.34)	68.14%
Langdon, St. Alphonsus	319	85	26.65%	\$34,667.50	\$1,665.50	\$33,002.00	\$407.85	\$33,317.20	\$1,350.30	104.05%
Lankin, St. Joseph	30	14	46.67%	\$8,740.63	\$266.60	\$8,474.03	\$624.33	\$8,071.33	\$669.30	108.29%
Larimore, St. Stephen	151	29	19.21%	\$14,353.00	\$4,983.00	\$9,370.00	\$494.93	\$26,259.64	(\$11,906.64)	54.66%
Leeds, St. Vincent de Paul	25	7	28.00%	\$1,235.00	\$50.00	\$1,185.00	\$176.43	\$5,089.59	(\$3,854.59)	24.27%
Lidgerwood, St. Boniface	134	47	35.07%	\$24,280.00	\$5,405.00	\$18,875.00	\$516.60	\$23,021.28	\$1,258.72	105.47%
Lisbon, St. Aloysius	171	47	27.49%	\$15,981.36	\$1,700.00	\$14,281.36	\$340.03	\$32,405.53	(\$16,424.17)	49.32%
Maddock, St. William	49	17	34.69%	\$9,760.00		\$9,760.00	\$574.12	\$10,565.75	(\$805.75)	92.37%
Mantador, SS. Peter & Paul	55	25	45.45%	\$12,088.00		\$12,088.00	\$483.52	\$10,787.67	\$1,300.33	112.05%
Manvel, St. Timothy	131	36	27.48%	\$14,005.00	\$1,775.00	\$12,230.00	\$389.03	\$23,573.88	(\$9,568.88)	59.41%
Mayville, Our Lady of Peace	108	40	37.04%	\$20,378.00	\$970.00	\$19,408.00	\$509.45	\$27,042.03	(\$6,664.03)	75.36%
McClusky, Holy Family	19	2	10.53%	\$1,400.00		\$1,400.00	\$700.00	\$3,758.24	(\$2,358.24)	37.25%
McHenry, SS. Peter & Paul	26	16	61.54%	\$5,481.40	\$802.50	\$4,678.90	\$342.59	\$5,310.59	\$170.81	103.22%
Medina, St. Mary	30	15	50.00%	\$5,525.00		\$5,525.00	\$368.33	\$8,045.00	(\$2,520.00)	68.68%



"Journey with Hope" - Hebrews 6:18-19

Diocese of Fargo
Status of 2025 God's Gift Appeal

Diocese of Fargo
Office of Stewardship and Development

Parish:	Number of Households	Number of Donors	Percent Participation	Total Amout of Gifts Pledged	Outstanding Pledge Balance	Total Amount of Gifts Received	Average Gift Amount	Parish Goal	Over/ Under to Goal	Percent to Goal
Michigan, St. Lawrence O'Toole	44	12	27.27%	\$2,367.56	\$759.42	\$1,608.14	\$197.30	\$8,525.04	(\$6,157.48)	27.77%
Milnor, St. Arnold	64	17	26.56%	\$7,010.00		\$7,010.00	\$412.35	\$10,012.45	(\$3,002.45)	70.01%
Minto, Sacred Heart	167	52	31.14%	\$17,025.40	\$1,445.00	\$15,580.40	\$327.41	\$32,171.56	(\$15,146.16)	52.92%
Mooreton, St. Anthony	64	21	32.81%	\$9,010.00	\$900.00	\$8,110.00	\$429.05	\$13,635.43	(\$4,625.43)	66.08%
Munich, St. Mary	66	28	42.42%	\$18,325.00		\$18,325.00	\$654.46	\$16,385.41	\$1,939.59	111.84%
Napoleon, St. Philip Neri	250	84	33.60%	\$45,537.88	\$835.00	\$44,702.88	\$542.12	\$57,398.56	(\$11,860.68)	79.34%
Neché, SS. Nereus & Achilleus	23	7	30.43%	\$3,550.00	\$875.00	\$2,675.00	\$507.14	\$5,773.02	(\$2,223.02)	61.49%
Nekoma, St. Edward	19	6	31.58%	\$1,320.00	\$350.00	\$970.00	\$220.00	\$2,533.04	(\$1,213.04)	52.11%
New Rockford, St. John	172	61	35.47%	\$24,295.00	\$3,200.00	\$21,095.00	\$398.28	\$34,237.29	(\$9,942.29)	70.96%
Nortonville, Holy Spirit	21	8	38.10%	\$1,519.00		\$1,519.00	\$189.88	\$3,833.03	(\$2,314.03)	39.63%
Oakes, St. Charles Borromeo	165	58	35.15%	\$37,925.00	\$3,730.00	\$34,195.00	\$653.88	\$34,027.20	\$3,897.80	111.45%
Oakwood, Sacred Heart	38	12	31.58%	\$4,155.00	\$300.00	\$3,855.00	\$346.25	\$9,148.44	(\$4,993.44)	45.42%
Park River, St. Mary	158	62	39.24%	\$28,825.00	\$3,106.86	\$25,718.14	\$464.92	\$33,022.65	(\$4,197.65)	87.29%
Pembina, Assumption	40	19	47.50%	\$6,980.00	\$1,200.00	\$5,780.00	\$367.37	\$8,731.81	(\$1,751.81)	79.94%
Pisek, St. John Nepomucene	72	30	41.67%	\$13,216.00	\$4,300.00	\$8,916.00	\$440.53	\$14,805.65	(\$1,589.65)	89.26%
Reynolds, Our Lady of Perpetual Help	84	39	46.43%	\$20,206.00	\$2,280.00	\$17,926.00	\$518.10	\$24,804.83	(\$4,598.83)	81.46%
Rock Lake, Immaculate Heart of Mary	17	1	5.88%	\$300.00		\$300.00	\$300.00	\$4,219.06	(\$3,919.06)	7.11%
Rolette, Sacred Heart	60	14	23.33%	\$10,675.00		\$10,675.00	\$762.50	\$13,410.63	(\$2,735.63)	79.60%
Rolla, St. Joachim	61	17	27.87%	\$9,465.00	\$0.00	\$9,465.00	\$556.76	\$18,464.12	(\$8,999.12)	51.26%
Rugby, St. Therese/Little Flower	447	126	28.19%	\$50,374.33	\$4,350.00	\$46,024.33	\$399.80	\$72,622.27	(\$22,247.94)	69.36%
Saint John, St. John the Baptist	121	9	7.44%	\$2,100.00		\$2,100.00	\$233.33	\$18,309.43	(\$16,209.43)	11.47%
Saint Michael, St. Michael's Indian Mission	71	12	16.90%	\$13,400.00		\$13,400.00	\$1,116.67	\$14,225.71	(\$825.71)	94.20%
Sanborn, Sacred Heart	60	14	23.33%	\$4,201.00	\$450.00	\$3,751.00	\$300.07	\$11,287.56	(\$7,086.56)	37.22%
Selz, St. Anthony	37	19	51.35%	\$7,641.00	\$200.00	\$7,441.00	\$402.16	\$6,335.30	\$1,305.70	120.61%
Sheldon, Our Lady of the Scapular	46	11	23.91%	\$5,436.00	\$120.00	\$5,316.00	\$494.18	\$6,780.34	(\$1,344.34)	80.17%
Starkweather, Assumption of B.V.M.	19	9	47.37%	\$6,400.00	\$500.00	\$5,900.00	\$711.11	\$4,544.00	\$1,856.00	140.85%
Steele, St. Francis de Sales	85	27	31.76%	\$13,846.00	\$300.00	\$13,546.00	\$512.81	\$15,903.11	(\$2,057.11)	87.06%
Sykeston, St. Elizabeth	40	17	42.50%	\$5,250.00	\$500.00	\$4,750.00	\$308.82	\$7,855.09	(\$2,605.09)	66.84%
Tappen, St. Paul	25	3	12.00%	\$750.00		\$750.00	\$250.00	\$4,456.16	(\$3,706.16)	16.83%
Thompson, St. Jude	147	33	22.45%	\$21,290.00	\$5,092.50	\$16,197.50	\$645.15	\$27,708.16	(\$6,418.16)	76.84%
Tokio, Christ the King	6		0.00%	\$0.00				\$1,251.00	(\$1,251.00)	0.00%
Tolna, St. Joseph	28	13	46.43%	\$5,703.00	\$900.00	\$4,803.00	\$438.69	\$6,209.25	(\$506.25)	91.85%
Towner, St. Cecilia	109	36	33.03%	\$10,705.00	\$50.00	\$10,655.00	\$297.36	\$19,018.68	(\$8,313.68)	56.29%
Unaffiliated	1,231	48	3.90%	\$14,523.07	\$465.00	\$14,058.07	\$302.56	\$34,427.57	(\$19,904.50)	42.18%
Valley City, St. Catherine	457	131	28.67%	\$63,027.00	\$7,527.50	\$55,499.50	\$481.12	\$72,440.21	(\$9,413.21)	87.01%
Velva, St. Cecilia	138	27	19.57%	\$9,620.00	\$100.00	\$9,520.00	\$356.30	\$28,881.64	(\$19,261.64)	33.31%
Verona, St. Raphael	15	5	33.33%	\$1,775.00		\$1,775.00	\$355.00	\$2,080.80	(\$305.80)	85.30%
Veseleyville, St. Luke	24	16	66.67%	\$9,895.00	\$1,255.00	\$8,640.00	\$618.44	\$8,464.87	\$1,430.13	116.89%
Wahpeton, St. John	794	162	20.40%	\$65,191.00	\$7,987.00	\$57,204.00	\$402.41	\$115,121.79	(\$49,930.79)	56.63%



"Journey with Hope" – Hebrews 6:18-19

Diocese of Fargo
Status of 2025 God's Gift Appeal

Diocese of Fargo
Office of Stewardship and Development

Parish:	Number of Households	Number of Donors	Percent Participation	Total Amout of Gifts Pledged	Outstanding Pledge Balance	Total Amout of Gifts Received	Average Gift Amount	Parish Goal	Over/ Under to Goal	Percent to Goal
Walhalla, St. Boniface	151	23	15.23%	\$10,490.00	\$1,850.00	\$8,640.00	\$456.09	\$24,327.52	(\$13,837.52)	43.12%
Warsaw, St. Stanislaus	85	27	31.76%	\$16,265.00	\$500.00	\$15,765.00	\$602.41	\$25,064.67	(\$8,799.67)	64.89%
West Fargo, Blessed Sacrament	430	155	36.05%	\$62,546.00	\$9,634.25	\$52,911.75	\$403.52	\$71,975.59	(\$9,429.59)	86.90%
West Fargo, Holy Cross	2,089	292	13.98%	\$132,162.08	\$21,144.94	\$111,017.14	\$452.61	\$241,511.81	(\$109,349.73)	54.72%
Westhope, St. Andrew	64	9	14.06%	\$4,225.00	\$0.00	\$4,225.00	\$469.44	\$13,986.20	(\$9,761.20)	30.21%
Willow City, Notre Dame des Victoires	17	7	41.18%	\$3,850.00		\$3,850.00	\$550.00	\$4,102.19	(\$252.19)	93.85%
Wimbledon, St. Boniface	58	14	24.14%	\$6,415.00		\$6,415.00	\$458.21	\$10,239.88	(\$3,824.88)	62.65%
Windsor, St. Mathias of Windsor	28	12	42.86%	\$9,230.00	\$750.00	\$8,480.00	\$769.17	\$8,112.03	\$1,117.97	113.78%
Wishek, St. Patrick	67	22	32.84%	\$6,778.00	\$300.00	\$6,478.00	\$308.09	\$12,323.12	(\$5,545.12)	55.00%
Wyndmere, St. John the Baptist	90	36	40.00%	\$12,300.00	\$1,350.00	\$10,950.00	\$341.67	\$21,406.23	(\$9,106.23)	57.46%
Zeeland, St. Andrew	56	19	33.93%	\$13,325.00		\$13,325.00	\$701.32	\$16,782.50	(\$3,457.50)	79.40%
Totals:	24,005	5,611	23.37%	\$2,744,067.86	\$330,194.23	\$2,413,873.63	\$489.05	\$3,773,301.00	(\$1,029,233.14)	72.72%

Number of parishes:

100% of goal or above: 20

75% to 99% of goal: 33

50% to 74% of goal: 42

25% to 49% of goal: 21

Below 25% of goal: 11



"Journey with Hope" – Hebrews 6:18-19

Diocese of Fargo
Status of 2025 God's Gift Appeal

Diocese of Fargo
Office of Stewardship and Development

Parish:	Number of Households	Number of Donors	Percent Participation	Total Amout of Gifts Pledged	Outstanding Pledge Balance	Total Amount of Gifts Received	Average Gift Amount	Parish Goal	Over/ Under to Goal	Percent to Goal
Totals for entire Diocese:	24,005	5,413	22.55%	\$2,668,333.36	\$341,823.31	\$2,326,510.05	\$492.95	\$3,773,301.00	(\$1,104,967.64)	70.72%
Anamoose, St. Francis Xavier	73	22	30.14%	\$8,245.00		\$8,245.00	\$374.77	\$12,272.58	(\$4,027.58)	67.18%
Aneta, Sacred Heart	14	6	42.86%	\$3,060.00		\$3,060.00	\$510.00	\$2,895.00	\$165.00	105.70%
Argusville, St. William	62	21	33.87%	\$9,800.00	\$855.00	\$8,945.00	\$466.67	\$13,333.01	(\$3,533.01)	73.50%
Ashley, St. David	32	12	37.50%	\$6,525.00	\$1,250.00	\$5,275.00	\$543.75	\$6,976.91	(\$451.91)	93.52%
Balta, Our Lady of Mt. Carmel	54	14	25.93%	\$6,455.04	\$765.65	\$5,689.39	\$461.07	\$8,385.14	(\$1,930.10)	76.98%
Bechyne, SS. Peter & Paul	35	20	57.14%	\$6,910.33	\$0.00	\$6,910.33	\$345.52	\$8,134.35	(\$1,224.02)	84.95%
Belcourt, St. Ann	165	21	12.73%	\$11,871.00	\$600.00	\$11,271.00	\$565.29	\$17,926.00	(\$6,055.00)	66.22%
Belcourt, St. Anthony	24	1	4.17%	\$400.00		\$400.00	\$400.00	\$3,865.10	(\$3,465.10)	10.35%
Belcourt, St. Benedict	48	7	14.58%	\$2,830.00	\$93.75	\$2,736.25	\$404.29	\$5,423.51	(\$2,593.51)	52.18%
Bisbee, Holy Rosary	22	10	45.45%	\$1,695.00		\$1,695.00	\$169.50	\$5,290.74	(\$3,595.74)	32.04%
Bottineau, St. Mark	200	38	19.00%	\$13,336.00	\$344.00	\$12,992.00	\$350.95	\$41,156.70	(\$27,820.70)	32.40%
Buchanan, St. Margaret	36	14	38.89%	\$5,062.48	\$400.00	\$4,662.48	\$361.61	\$5,642.78	(\$580.30)	89.72%
Buffalo, St. Thomas	43	11	25.58%	\$6,700.00		\$6,700.00	\$609.09	\$10,217.09	(\$3,517.09)	65.58%
Cando, Sacred Heart	82	22	26.83%	\$10,048.00	\$424.00	\$9,624.00	\$456.73	\$19,808.35	(\$9,760.35)	50.73%
Carrington, Sacred Heart	196	59	30.10%	\$31,746.00	\$5,200.00	\$26,546.00	\$538.07	\$38,771.49	(\$7,025.49)	81.88%
Casselton, St. Leo	257	59	22.96%	\$35,315.00	\$8,178.97	\$27,136.03	\$598.56	\$64,992.17	(\$29,677.17)	54.34%
Cavalier, St. Brigid	92	20	21.74%	\$7,076.00	\$80.00	\$6,996.00	\$353.80	\$21,890.32	(\$14,814.32)	32.32%
Cayuga, SS. Peter & Paul	26	18	69.23%	\$8,838.00	\$155.00	\$8,683.00	\$491.00	\$7,286.13	\$1,551.87	121.30%
Cooperstown, St. George	62	32	51.61%	\$9,965.00		\$9,965.00	\$311.41	\$13,911.24	(\$3,946.24)	71.63%
Crystal, St. Patrick	30	9	30.00%	\$3,640.00		\$3,640.00	\$404.44	\$8,518.23	(\$4,878.23)	42.73%
Dazey, St. Mary	37	14	37.84%	\$5,400.00	\$350.00	\$5,050.00	\$385.71	\$7,885.85	(\$2,485.85)	68.48%
Devils Lake, St. Joseph	970	238	24.54%	\$117,007.00	\$10,987.50	\$106,019.50	\$491.63	\$130,009.17	(\$13,002.17)	90.00%
Dickey, Assumption	27	7	25.93%	\$1,050.00	\$0.00	\$1,050.00	\$150.00	\$3,831.08	(\$2,781.08)	27.41%
Drake, St. Margaret Mary	79	21	26.58%	\$6,495.00	\$0.00	\$6,495.00	\$309.29	\$10,699.45	(\$4,204.45)	60.70%
Drayton, St. Edward	56	11	19.64%	\$5,830.00		\$5,830.00	\$530.00	\$11,825.72	(\$5,995.72)	49.30%
Dunseith, St. Michael the Archangel	107	9	8.41%	\$1,905.00	\$300.00	\$1,605.00	\$211.67	\$12,968.23	(\$11,063.23)	14.69%
Edgeley, Transfiguration	92	20	21.74%	\$8,771.00	\$150.00	\$8,621.00	\$438.55	\$23,602.57	(\$14,831.57)	37.16%
Ellendale, St. Helena	73	19	26.03%	\$6,156.00	\$1,000.00	\$5,156.00	\$324.00	\$19,369.93	(\$13,213.93)	31.78%
Enderlin, St. Patrick	79	22	27.85%	\$7,490.00	\$2,740.00	\$4,750.00	\$340.45	\$10,185.50	(\$2,695.50)	73.54%
Esmond, St. Boniface	43	16	37.21%	\$8,326.00		\$8,326.00	\$520.38	\$7,468.87	\$857.13	111.48%
Fairmount, St. Anthony	53	21	39.62%	\$6,900.00		\$6,900.00	\$328.57	\$9,542.75	(\$2,642.75)	72.31%
Fargo, Cathedral of St. Mary	436	109	25.00%	\$80,381.39	\$31,265.02	\$49,116.37	\$737.44	\$73,864.86	\$6,516.53	108.82%
Fargo, Holy Spirit	859	243	28.29%	\$144,285.88	\$21,147.29	\$123,138.59	\$593.77	\$143,630.29	\$655.59	100.46%
Fargo, Nativity	1,247	215	17.24%	\$84,170.24	\$7,110.69	\$77,059.55	\$391.49	\$134,548.83	(\$50,378.59)	62.56%
Fargo, SS. Anne & Joachim	1,679	337	20.07%	\$239,167.71	\$45,420.10	\$193,747.61	\$709.70	\$252,088.82	(\$12,921.11)	94.87%
Fargo, St. Anthony of Padua	652	187	28.68%	\$87,357.04	\$19,388.77	\$67,968.27	\$467.15	\$95,840.54	(\$8,483.50)	91.15%
Fargo, St. Paul Newman	30	21	70.00%	\$15,400.00	\$2,330.00	\$13,070.00	\$733.33	\$8,812.77	\$6,587.23	174.75%
Fessenden, St. Augustine	50	18	36.00%	\$7,850.00		\$7,850.00	\$436.11	\$10,569.95	(\$2,719.95)	74.27%



"Journey with Hope" - Hebrews 6:18-19

Diocese of Fargo
Status of 2025 God's Gift Appeal

Diocese of Fargo
Office of Stewardship and Development

Parish:	Number of Households	Number of Donors	Percent Participation	Total Amout of Gifts Pledged	Outstanding Pledge Balance	Total Amount of Gifts Received	Average Gift Amount	Parish Goal	Over/ Under to Goal	Percent to Goal
Fingal, Holy Trinity	63	21	33.33%	\$7,625.00	\$210.00	\$7,415.00	\$363.10	\$11,812.43	(\$4,187.43)	64.55%
Finley, St. Olaf	24	4	16.67%	\$510.00		\$510.00	\$127.50	\$4,642.50	(\$4,132.50)	10.99%
Forman, St. Mary	66	24	36.36%	\$12,738.00		\$12,738.00	\$530.75	\$13,341.73	(\$603.73)	95.47%
Fort Totten, Seven Dolors	37	3	8.11%	\$1,150.00	\$200.00	\$950.00	\$383.33	\$6,670.00	(\$5,520.00)	17.24%
Fullerton, St. Patrick	24	5	20.83%	\$3,100.00		\$3,100.00	\$620.00	\$6,636.00	(\$3,536.00)	46.71%
Geneseo, St. Martin	41	9	21.95%	\$3,810.00		\$3,810.00	\$423.33	\$6,701.49	(\$2,891.49)	56.85%
Grafton, St. John the Evangelist	487	81	16.63%	\$41,830.04	\$4,901.28	\$36,928.76	\$516.42	\$87,229.45	(\$45,399.41)	47.95%
Grand Forks, Holy Family	1,052	181	17.21%	\$80,373.00	\$13,417.56	\$66,955.44	\$444.05	\$140,859.94	(\$60,486.94)	57.06%
Grand Forks, St. Mary	410	90	21.95%	\$49,912.00	\$642.50	\$49,269.50	\$554.58	\$73,040.26	(\$23,128.26)	68.33%
Grand Forks, St. Michael	1,433	259	18.07%	\$129,556.00	\$17,378.00	\$112,178.00	\$500.22	\$208,832.52	(\$79,276.52)	62.04%
Grand Forks, St. Thomas Aquinas	39	11	28.21%	\$3,975.00	\$1,130.00	\$2,845.00	\$361.36	\$13,493.17	(\$9,518.17)	29.46%
Gwinner, St. Vincent	35	6	17.14%	\$3,020.00		\$3,020.00	\$503.33	\$7,209.51	(\$4,189.51)	41.89%
Hankinson, St. Philip	185	50	27.03%	\$20,270.00	\$225.00	\$20,045.00	\$405.40	\$30,878.94	(\$10,608.94)	65.64%
Harvey, St. Cecilia	238	93	39.08%	\$47,745.00	\$4,200.00	\$43,545.00	\$513.39	\$43,340.67	\$4,404.33	110.16%
Hillsboro, St. Rose of Lima	189	48	25.40%	\$21,000.00	\$2,866.69	\$18,133.31	\$437.50	\$28,591.06	(\$7,591.06)	73.45%
Hope, St. Agatha	55	20	36.36%	\$10,604.00		\$10,604.00	\$530.20	\$9,715.14	\$888.86	109.15%
Horace, St. Benedict	235	60	25.53%	\$38,281.83	\$5,890.00	\$32,391.83	\$638.03	\$62,009.82	(\$23,727.99)	61.74%
Hunter, St. Agnes	25	4	16.00%	\$1,800.00		\$1,800.00	\$450.00	\$7,230.59	(\$5,430.59)	24.89%
Jamestown, Basilica of St. James	997	198	19.86%	\$122,202.25	\$16,094.22	\$106,108.03	\$617.18	\$154,604.17	(\$32,401.92)	79.04%
Jessie, St. Lawrence	35	16	45.71%	\$9,296.00	\$125.00	\$9,171.00	\$581.00	\$8,120.35	\$1,175.65	114.48%
Karlsruhe, SS. Peter & Paul	37	4	10.81%	\$1,600.00	\$525.00	\$1,075.00	\$400.00	\$7,701.00	(\$6,101.00)	20.78%
Kensal, St. John	21	9	42.86%	\$3,450.00		\$3,450.00	\$383.33	\$6,110.39	(\$2,660.39)	56.46%
Kindred, St. Maurice	96	26	27.08%	\$15,023.92	\$2,675.00	\$12,348.92	\$577.84	\$19,885.76	(\$4,861.84)	75.55%
Knox, St. Mary	25	6	24.00%	\$3,680.00		\$3,680.00	\$613.33	\$4,401.86	(\$721.86)	83.60%
Lakota, St. Mary	66	21	31.82%	\$5,110.00	\$300.00	\$4,810.00	\$243.33	\$11,226.26	(\$6,116.26)	45.52%
Lamoure, Holy Rosary	100	42	42.00%	\$17,330.00	\$1,875.00	\$15,455.00	\$412.62	\$25,432.34	(\$8,102.34)	68.14%
Langdon, St. Alphonsus	319	82	25.71%	\$33,517.50	\$1,691.00	\$31,826.50	\$408.75	\$33,317.20	\$200.30	100.60%
Lankin, St. Joseph	30	14	46.67%	\$8,740.63	\$266.60	\$8,474.03	\$624.33	\$8,071.33	\$669.30	108.29%
Larimore, St. Stephen	151	26	17.22%	\$12,693.00	\$4,983.00	\$7,710.00	\$488.19	\$26,259.64	(\$13,566.64)	48.34%
Leeds, St. Vincent de Paul	25	7	28.00%	\$1,235.00	\$50.00	\$1,185.00	\$176.43	\$5,089.59	(\$3,854.59)	24.27%
Lidgerwood, St. Boniface	134	44	32.84%	\$22,930.00	\$5,660.00	\$17,270.00	\$521.14	\$23,021.28	(\$91.28)	99.60%
Lisbon, St. Aloysius	171	47	27.49%	\$15,981.36	\$1,700.00	\$14,281.36	\$340.03	\$32,405.53	(\$16,424.17)	49.32%
Maddock, St. William	49	16	32.65%	\$9,710.00		\$9,710.00	\$606.88	\$10,565.75	(\$855.75)	91.90%
Mantador, SS. Peter & Paul	55	24	43.64%	\$11,438.00		\$11,438.00	\$476.58	\$10,787.67	\$650.33	106.03%
Manvel, St. Timothy	131	34	25.95%	\$13,530.00	\$1,806.25	\$11,723.75	\$397.94	\$23,573.88	(\$10,043.88)	57.39%
Mayville, Our Lady of Peace	108	40	37.04%	\$20,378.00	\$970.00	\$19,408.00	\$509.45	\$27,042.03	(\$6,664.03)	75.36%
McClusky, Holy Family	19	2	10.53%	\$1,400.00		\$1,400.00	\$700.00	\$3,758.24	(\$2,358.24)	37.25%
McHenry, SS. Peter & Paul	26	16	61.54%	\$5,481.40	\$802.50	\$4,678.90	\$342.59	\$5,310.59	\$170.81	103.22%
Medina, St. Mary	30	13	43.33%	\$5,175.00		\$5,175.00	\$398.08	\$8,045.00	(\$2,870.00)	64.33%



"Journey with Hope" - Hebrews 6:18-19

Diocese of Fargo
Status of 2025 God's Gift Appeal

Diocese of Fargo
Office of Stewardship and Development

Parish:	Number of Households	Number of Donors	Percent Participation	Total Amout of Gifts Pledged	Outstanding Pledge Balance	Total Amount of Gifts Received	Average Gift Amount	Parish Goal	Over/ Under to Goal	Percent to Goal
Michigan, St. Lawrence O'Toole	44	12	27.27%	\$2,367.56	\$759.42	\$1,608.14	\$197.30	\$8,525.04	(\$6,157.48)	27.77%
Milnor, St. Arnold	64	14	21.88%	\$5,980.00		\$5,980.00	\$427.14	\$10,012.45	(\$4,032.45)	59.73%
Minto, Sacred Heart	167	49	29.34%	\$16,365.40	\$1,445.00	\$14,920.40	\$333.99	\$32,171.56	(\$15,806.16)	50.87%
Mooreton, St. Anthony	64	21	32.81%	\$9,010.00	\$900.00	\$8,110.00	\$429.05	\$13,635.43	(\$4,625.43)	66.08%
Munich, St. Mary	66	27	40.91%	\$18,125.00		\$18,125.00	\$671.30	\$16,385.41	\$1,739.59	110.62%
Napoleon, St. Philip Neri	250	81	32.40%	\$42,437.88	\$890.00	\$41,547.88	\$523.92	\$57,398.56	(\$14,960.68)	73.94%
Neche, SS. Nereus & Achilleus	23	6	26.09%	\$3,450.00	\$875.00	\$2,575.00	\$575.00	\$5,773.02	(\$2,323.02)	59.76%
Nekoma, St. Edward	19	6	31.58%	\$1,320.00	\$350.00	\$970.00	\$220.00	\$2,533.04	(\$1,213.04)	52.11%
New Rockford, St. John	172	60	34.88%	\$24,195.00	\$3,200.00	\$20,995.00	\$403.25	\$34,237.29	(\$10,042.29)	70.67%
Nortonville, Holy Spirit	21	6	28.57%	\$1,119.00		\$1,119.00	\$186.50	\$3,833.03	(\$2,714.03)	29.19%
Oakes, St. Charles Borromeo	165	58	35.15%	\$37,925.00	\$3,730.00	\$34,195.00	\$653.88	\$34,027.20	\$3,897.80	111.45%
Oakwood, Sacred Heart	38	11	28.95%	\$3,655.00	\$300.00	\$3,355.00	\$332.27	\$9,148.44	(\$5,493.44)	39.95%
Park River, St. Mary	158	59	37.34%	\$27,575.00	\$3,231.86	\$24,343.14	\$467.37	\$33,022.65	(\$5,447.65)	83.50%
Pembina, Assumption	40	19	47.50%	\$6,980.00	\$1,275.00	\$5,705.00	\$367.37	\$8,731.81	(\$1,751.81)	79.94%
Pisek, St. John Nepomucene	72	29	40.28%	\$13,060.00	\$4,300.00	\$8,760.00	\$450.34	\$14,805.65	(\$1,745.65)	88.21%
Reynolds, Our Lady of Perpetual Help	84	39	46.43%	\$20,206.00	\$2,630.00	\$17,576.00	\$518.10	\$24,804.83	(\$4,598.83)	81.46%
Rock Lake, Immaculate Heart of Mary	17	1	5.88%	\$300.00		\$300.00	\$300.00	\$4,219.06	(\$3,919.06)	7.11%
Rolette, Sacred Heart	60	13	21.67%	\$10,125.00		\$10,125.00	\$778.85	\$13,410.63	(\$3,285.63)	75.50%
Rolla, St. Joachim	61	16	26.23%	\$9,065.00	\$0.00	\$9,065.00	\$566.56	\$18,464.12	(\$9,399.12)	49.10%
Rugby, St. Therese/Little Flower	447	124	27.74%	\$49,074.33	\$3,600.00	\$45,474.33	\$395.76	\$72,622.27	(\$23,547.94)	67.57%
Saint John, St. John the Baptist	121	9	7.44%	\$2,100.00		\$2,100.00	\$233.33	\$18,309.43	(\$16,209.43)	11.47%
Saint Michael, St. Michael's Indian Mission	71	12	16.90%	\$13,400.00		\$13,400.00	\$1,116.67	\$14,225.71	(\$825.71)	94.20%
Sanborn, Sacred Heart	60	14	23.33%	\$4,201.00	\$500.00	\$3,701.00	\$300.07	\$11,287.56	(\$7,086.56)	37.22%
Selz, St. Anthony	37	18	48.65%	\$7,341.00	\$200.00	\$7,141.00	\$407.83	\$6,335.30	\$1,005.70	115.87%
Sheldon, Our Lady of the Scapular	46	10	21.74%	\$5,336.00	\$140.00	\$5,196.00	\$533.60	\$6,780.34	(\$1,444.34)	78.70%
Starkweather, Assumption of B.V.M.	19	9	47.37%	\$6,400.00	\$500.00	\$5,900.00	\$711.11	\$4,544.00	\$1,856.00	140.85%
Steele, St. Francis de Sales	85	26	30.59%	\$13,446.00	\$350.00	\$13,096.00	\$517.15	\$15,903.11	(\$2,457.11)	84.55%
Sykeston, St. Elizabeth	40	16	40.00%	\$5,200.00	\$500.00	\$4,700.00	\$325.00	\$7,855.09	(\$2,655.09)	66.20%
Tappen, St. Paul	25	3	12.00%	\$750.00		\$750.00	\$250.00	\$4,456.16	(\$3,706.16)	16.83%
Thompson, St. Jude	147	31	21.09%	\$21,070.00	\$5,092.50	\$15,977.50	\$679.68	\$27,708.16	(\$6,638.16)	76.04%
Tokio, Christ the King	6		0.00%	\$0.00				\$1,251.00	(\$1,251.00)	0.00%
Tolna, St. Joseph	28	13	46.43%	\$5,703.00	\$900.00	\$4,803.00	\$438.69	\$6,209.25	(\$506.25)	91.85%
Towner, St. Cecilia	109	34	31.19%	\$10,405.00	\$50.00	\$10,355.00	\$306.03	\$19,018.68	(\$8,613.68)	54.71%
Unaffiliated	1,231	44	3.57%	\$13,333.07	\$365.00	\$12,968.07	\$303.02	\$34,427.57	(\$21,094.50)	38.73%
Valley City, St. Catherine	457	126	27.57%	\$60,021.00	\$8,002.50	\$52,018.50	\$476.36	\$72,440.21	(\$12,419.21)	82.86%
Velva, St. Cecilia	138	26	18.84%	\$9,470.00	\$100.00	\$9,370.00	\$364.23	\$28,881.64	(\$19,411.64)	32.79%
Verona, St. Raphael	15	5	33.33%	\$1,775.00		\$1,775.00	\$355.00	\$2,080.80	(\$305.80)	85.30%
Veseleyville, St. Luke	24	16	66.67%	\$9,895.00	\$1,286.00	\$8,609.00	\$618.44	\$8,464.87	\$1,430.13	116.89%
Wahpeton, St. John	794	158	19.90%	\$63,806.00	\$8,396.50	\$55,409.50	\$403.84	\$115,121.79	(\$51,315.79)	55.42%



"Journey with Hope" – Hebrews 6:18-19

Diocese of Fargo
Status of 2025 God's Gift Appeal

Diocese of Fargo
Office of Stewardship and Development

Parish:	Number of Households	Number of Donors	Percent Participation	Total Amout of Gifts Pledged	Outstanding Pledge Balance	Total Amout of Gifts Received	Average Gift Amount	Parish Goal	Over/ Under to Goal	Percent to Goal
Walhalla, St. Boniface	151	21	13.91%	\$9,610.00	\$1,850.00	\$7,760.00	\$457.62	\$24,327.52	(\$14,717.52)	39.50%
Warsaw, St. Stanislaus	85	27	31.76%	\$16,265.00	\$500.00	\$15,765.00	\$602.41	\$25,064.67	(\$8,799.67)	64.89%
West Fargo, Blessed Sacrament	430	152	35.35%	\$62,021.00	\$10,049.25	\$51,971.75	\$408.03	\$71,975.59	(\$9,954.59)	86.17%
West Fargo, Holy Cross	2,089	276	13.21%	\$128,540.08	\$21,784.94	\$106,755.14	\$465.72	\$241,511.81	(\$112,971.73)	53.22%
Westhope, St. Andrew	64	8	12.50%	\$4,175.00	\$0.00	\$4,175.00	\$521.88	\$13,986.20	(\$9,811.20)	29.85%
Willow City, Notre Dame des Victoires	17	7	41.18%	\$3,850.00		\$3,850.00	\$550.00	\$4,102.19	(\$252.19)	93.85%
Wimbledon, St. Boniface	58	14	24.14%	\$6,415.00		\$6,415.00	\$458.21	\$10,239.88	(\$3,824.88)	62.65%
Windsor, St. Mathias of Windsor	28	12	42.86%	\$9,230.00	\$750.00	\$8,480.00	\$769.17	\$8,112.03	\$1,117.97	113.78%
Wishek, St. Patrick	67	22	32.84%	\$6,778.00	\$300.00	\$6,478.00	\$308.09	\$12,323.12	(\$5,545.12)	55.00%
Wyndmere, St. John the Baptist	90	36	40.00%	\$12,300.00	\$1,600.00	\$10,700.00	\$341.67	\$21,406.23	(\$9,106.23)	57.46%
Zeeland, St. Andrew	56	17	30.36%	\$12,500.00		\$12,500.00	\$735.29	\$16,782.50	(\$4,282.50)	74.48%
Totals:	24,005	5,413	22.55%	\$2,668,333.36	\$341,823.31	\$2,326,510.05	\$492.95	\$3,773,301.00	(\$1,104,967.64)	70.72%

Number of parishes:

- 100% of goal or above: 19
- 75% to 99% of goal: 29
- 50% to 74% of goal: 43
- 25% to 49% of goal: 25
- Below 25% of goal: 11



"Journey with Hope" - Hebrews 6:18-19

Diocese of Fargo
Status of 2025 God's Gift Appeal

Diocese of Fargo
Office of Stewardship and Development

Parish:	Number of Households	Number of Donors	Percent Participation	Total Amout of Gifts Pledged	Outstanding Pledge Balance	Total Amount of Gifts Received	Average Gift Amount	Parish Goal	Over/ Under to Goal	Percent to Goal
Totals for entire Diocese:	24,005	5,294	22.05%	\$2,607,095.36	\$338,885.09	\$2,268,210.27	\$492.46	\$3,773,301.00	(\$1,166,205.64)	69.09%
Anamoose, St. Francis Xavier	73	21	28.77%	\$7,745.00		\$7,745.00	\$368.81	\$12,272.58	(\$4,527.58)	63.11%
Aneta, Sacred Heart	14	6	42.86%	\$3,060.00		\$3,060.00	\$510.00	\$2,895.00	\$165.00	105.70%
Argusville, St. William	62	21	33.87%	\$9,800.00	\$855.00	\$8,945.00	\$466.67	\$13,333.01	(\$3,533.01)	73.50%
Ashley, St. David	32	11	34.38%	\$6,125.00	\$1,250.00	\$4,875.00	\$556.82	\$6,976.91	(\$851.91)	87.79%
Balta, Our Lady of Mt. Carmel	54	14	25.93%	\$6,455.04	\$918.78	\$5,536.26	\$461.07	\$8,385.14	(\$1,930.10)	76.98%
Bechyne, SS. Peter & Paul	35	20	57.14%	\$6,910.33	\$200.00	\$6,710.33	\$345.52	\$8,134.35	(\$1,224.02)	84.95%
Belcourt, St. Ann	165	21	12.73%	\$11,871.00	\$635.00	\$11,236.00	\$565.29	\$17,926.00	(\$6,055.00)	66.22%
Belcourt, St. Anthony	24	1	4.17%	\$400.00		\$400.00	\$400.00	\$3,865.10	(\$3,465.10)	10.35%
Belcourt, St. Benedict	48	7	14.58%	\$2,830.00	\$93.75	\$2,736.25	\$404.29	\$5,423.51	(\$2,593.51)	52.18%
Bisbee, Holy Rosary	22	10	45.45%	\$1,695.00		\$1,695.00	\$169.50	\$5,290.74	(\$3,595.74)	32.04%
Bottineau, St. Mark	200	38	19.00%	\$13,336.00	\$344.00	\$12,992.00	\$350.95	\$41,156.70	(\$27,820.70)	32.40%
Buchanan, St. Margaret	36	14	38.89%	\$5,062.48	\$400.00	\$4,662.48	\$361.61	\$5,642.78	(\$580.30)	89.72%
Buffalo, St. Thomas	43	11	25.58%	\$6,700.00		\$6,700.00	\$609.09	\$10,217.09	(\$3,517.09)	65.58%
Cando, Sacred Heart	82	22	26.83%	\$10,048.00	\$636.00	\$9,412.00	\$456.73	\$19,808.35	(\$9,760.35)	50.73%
Carrington, Sacred Heart	196	57	29.08%	\$31,596.00	\$5,200.00	\$26,396.00	\$554.32	\$38,771.49	(\$7,175.49)	81.49%
Casselton, St. Leo	257	54	21.01%	\$33,064.00	\$8,568.97	\$24,495.03	\$612.30	\$64,992.17	(\$31,928.17)	50.87%
Cavalier, St. Brigid	92	19	20.65%	\$6,976.00	\$80.00	\$6,896.00	\$367.16	\$21,890.32	(\$14,914.32)	31.87%
Cayuga, SS. Peter & Paul	26	18	69.23%	\$8,838.00	\$155.00	\$8,683.00	\$491.00	\$7,286.13	\$1,551.87	121.30%
Cooperstown, St. George	62	30	48.39%	\$9,365.00		\$9,365.00	\$312.17	\$13,911.24	(\$4,546.24)	67.32%
Crystal, St. Patrick	30	9	30.00%	\$3,640.00		\$3,640.00	\$404.44	\$8,518.23	(\$4,878.23)	42.73%
Dazey, St. Mary	37	14	37.84%	\$5,400.00	\$350.00	\$5,050.00	\$385.71	\$7,885.85	(\$2,485.85)	68.48%
Devils Lake, St. Joseph	970	235	24.23%	\$115,857.00	\$10,702.50	\$105,154.50	\$493.01	\$130,009.17	(\$14,152.17)	89.11%
Dickey, Assumption	27	7	25.93%	\$1,050.00	\$0.00	\$1,050.00	\$150.00	\$3,831.08	(\$2,781.08)	27.41%
Drake, St. Margaret Mary	79	21	26.58%	\$6,495.00	\$0.00	\$6,495.00	\$309.29	\$10,699.45	(\$4,204.45)	60.70%
Drayton, St. Edward	56	11	19.64%	\$5,830.00		\$5,830.00	\$530.00	\$11,825.72	(\$5,995.72)	49.30%
Dunseith, St. Michael the Archangel	107	8	7.48%	\$1,605.00	\$300.00	\$1,305.00	\$200.63	\$12,968.23	(\$11,363.23)	12.38%
Edgeley, Transfiguration	92	19	20.65%	\$8,521.00	\$150.00	\$8,371.00	\$448.47	\$23,602.57	(\$15,081.57)	36.10%
Ellendale, St. Helena	73	19	26.03%	\$6,156.00	\$1,000.00	\$5,156.00	\$324.00	\$19,369.93	(\$13,213.93)	31.78%
Enderlin, St. Patrick	79	22	27.85%	\$7,490.00	\$2,740.00	\$4,750.00	\$340.45	\$10,185.50	(\$2,695.50)	73.54%
Esmond, St. Boniface	43	16	37.21%	\$8,326.00		\$8,326.00	\$520.38	\$7,468.87	\$857.13	111.48%
Fairmount, St. Anthony	53	21	39.62%	\$6,900.00		\$6,900.00	\$328.57	\$9,542.75	(\$2,642.75)	72.31%
Fargo, Cathedral of St. Mary	436	106	24.31%	\$78,401.39	\$30,640.02	\$47,761.37	\$739.64	\$73,864.86	\$4,536.53	106.14%
Fargo, Holy Spirit	859	236	27.47%	\$137,841.88	\$15,312.29	\$122,529.59	\$584.08	\$143,630.29	(\$5,788.41)	95.97%
Fargo, Nativity	1,247	212	17.00%	\$82,850.24	\$7,660.69	\$75,189.55	\$390.80	\$134,548.83	(\$51,698.59)	61.58%
Fargo, SS. Anne & Joachim	1,679	319	19.00%	\$227,488.71	\$40,380.23	\$187,108.48	\$713.13	\$252,088.82	(\$24,600.11)	90.24%
Fargo, St. Anthony of Padua	652	183	28.07%	\$85,057.04	\$20,581.02	\$64,476.02	\$464.79	\$95,840.54	(\$10,783.50)	88.75%
Fargo, St. Paul Newman	30	20	66.67%	\$15,350.00	\$2,330.00	\$13,020.00	\$767.50	\$8,812.77	\$6,537.23	174.18%
Fessenden, St. Augustine	50	17	34.00%	\$7,400.00		\$7,400.00	\$435.29	\$10,569.95	(\$3,169.95)	70.01%



"Journey with Hope" - Hebrews 6:18-19

Diocese of Fargo
Status of 2025 God's Gift Appeal

Diocese of Fargo
Office of Stewardship and Development

Parish:	Number of Households	Number of Donors	Percent Participation	Total Amout of Gifts Pledged	Outstanding Pledge Balance	Total Amount of Gifts Received	Average Gift Amount	Parish Goal	Over/ Under to Goal	Percent to Goal
Fingal, Holy Trinity	63	21	33.33%	\$7,625.00	\$210.00	\$7,415.00	\$363.10	\$11,812.43	(\$4,187.43)	64.55%
Finley, St. Olaf	24	4	16.67%	\$510.00		\$510.00	\$127.50	\$4,642.50	(\$4,132.50)	10.99%
Forman, St. Mary	66	24	36.36%	\$12,738.00		\$12,738.00	\$530.75	\$13,341.73	(\$603.73)	95.47%
Fort Totten, Seven Dolors	37	3	8.11%	\$1,150.00	\$200.00	\$950.00	\$383.33	\$6,670.00	(\$5,520.00)	17.24%
Fullerton, St. Patrick	24	5	20.83%	\$3,100.00		\$3,100.00	\$620.00	\$6,636.00	(\$3,536.00)	46.71%
Geneseo, St. Martin	41	9	21.95%	\$3,810.00		\$3,810.00	\$423.33	\$6,701.49	(\$2,891.49)	56.85%
Grafton, St. John the Evangelist	487	80	16.43%	\$41,730.04	\$5,101.28	\$36,628.76	\$521.63	\$87,229.45	(\$45,499.41)	47.84%
Grand Forks, Holy Family	1,052	176	16.73%	\$79,103.00	\$13,657.14	\$65,445.86	\$449.45	\$140,859.94	(\$61,756.94)	56.16%
Grand Forks, St. Mary	410	90	21.95%	\$49,862.00	\$733.50	\$49,128.50	\$554.02	\$73,040.26	(\$23,178.26)	68.27%
Grand Forks, St. Michael	1,433	252	17.59%	\$125,541.00	\$21,186.50	\$104,354.50	\$498.18	\$208,832.52	(\$83,291.52)	60.12%
Grand Forks, St. Thomas Aquinas	39	11	28.21%	\$3,975.00	\$1,130.00	\$2,845.00	\$361.36	\$13,493.17	(\$9,518.17)	29.46%
Gwinner, St. Vincent	35	6	17.14%	\$3,020.00		\$3,020.00	\$503.33	\$7,209.51	(\$4,189.51)	41.89%
Hankinson, St. Philip	185	49	26.49%	\$20,145.00	\$225.00	\$19,920.00	\$411.12	\$30,878.94	(\$10,733.94)	65.24%
Harvey, St. Cecilia	238	92	38.66%	\$47,545.00	\$4,270.00	\$43,275.00	\$516.79	\$43,340.67	\$4,204.33	109.70%
Hillsboro, St. Rose of Lima	189	48	25.40%	\$21,000.00	\$2,916.69	\$18,083.31	\$437.50	\$28,591.06	(\$7,591.06)	73.45%
Hope, St. Agatha	55	20	36.36%	\$10,604.00		\$10,604.00	\$530.20	\$9,715.14	\$888.86	109.15%
Horace, St. Benedict	235	58	24.68%	\$36,931.83	\$5,890.00	\$31,041.83	\$636.76	\$62,009.82	(\$25,077.99)	59.56%
Hunter, St. Agnes	25	4	16.00%	\$1,800.00		\$1,800.00	\$450.00	\$7,230.59	(\$5,430.59)	24.89%
Jamestown, Basilica of St. James	997	194	19.46%	\$114,352.25	\$14,210.89	\$100,141.36	\$589.44	\$154,604.17	(\$40,251.92)	73.96%
Jessie, St. Lawrence	35	16	45.71%	\$9,296.00	\$125.00	\$9,171.00	\$581.00	\$8,120.35	\$1,175.65	114.48%
Karlsruhe, SS. Peter & Paul	37	4	10.81%	\$1,600.00	\$525.00	\$1,075.00	\$400.00	\$7,701.00	(\$6,101.00)	20.78%
Kensal, St. John	21	9	42.86%	\$3,450.00		\$3,450.00	\$383.33	\$6,110.39	(\$2,660.39)	56.46%
Kindred, St. Maurice	96	26	27.08%	\$15,023.92	\$2,775.00	\$12,248.92	\$577.84	\$19,885.76	(\$4,861.84)	75.55%
Knox, St. Mary	25	6	24.00%	\$3,680.00		\$3,680.00	\$613.33	\$4,401.86	(\$721.86)	83.60%
Lakota, St. Mary	66	21	31.82%	\$5,110.00	\$300.00	\$4,810.00	\$243.33	\$11,226.26	(\$6,116.26)	45.52%
Lamoure, Holy Rosary	100	38	38.00%	\$15,930.00	\$1,875.00	\$14,055.00	\$419.21	\$25,432.34	(\$9,502.34)	62.64%
Langdon, St. Alphonsus	319	82	25.71%	\$33,467.50	\$1,691.00	\$31,776.50	\$408.14	\$33,317.20	\$150.30	100.45%
Lankin, St. Joseph	30	14	46.67%	\$8,740.63	\$266.60	\$8,474.03	\$624.33	\$8,071.33	\$669.30	108.29%
Larimore, St. Stephen	151	26	17.22%	\$12,693.00	\$5,048.00	\$7,645.00	\$488.19	\$26,259.64	(\$13,566.64)	48.34%
Leeds, St. Vincent de Paul	25	7	28.00%	\$1,235.00	\$50.00	\$1,185.00	\$176.43	\$5,089.59	(\$3,854.59)	24.27%
Lidgerwood, St. Boniface	134	43	32.09%	\$22,915.00	\$5,660.00	\$17,255.00	\$532.91	\$23,021.28	(\$106.28)	99.54%
Lisbon, St. Aloysius	171	47	27.49%	\$15,981.36	\$1,750.00	\$14,231.36	\$340.03	\$32,405.53	(\$16,424.17)	49.32%
Maddock, St. William	49	16	32.65%	\$9,710.00		\$9,710.00	\$606.88	\$10,565.75	(\$855.75)	91.90%
Mantador, SS. Peter & Paul	55	24	43.64%	\$11,438.00		\$11,438.00	\$476.58	\$10,787.67	\$650.33	106.03%
Manvel, St. Timothy	131	34	25.95%	\$13,530.00	\$1,806.25	\$11,723.75	\$397.94	\$23,573.88	(\$10,043.88)	57.39%
Mayville, Our Lady of Peace	108	40	37.04%	\$20,348.00	\$970.00	\$19,378.00	\$508.70	\$27,042.03	(\$6,694.03)	75.25%
McClusky, Holy Family	19	2	10.53%	\$1,400.00		\$1,400.00	\$700.00	\$3,758.24	(\$2,358.24)	37.25%
McHenry, SS. Peter & Paul	26	16	61.54%	\$5,481.40	\$902.50	\$4,578.90	\$342.59	\$5,310.59	\$170.81	103.22%
Medina, St. Mary	30	13	43.33%	\$5,175.00		\$5,175.00	\$398.08	\$8,045.00	(\$2,870.00)	64.33%



"Journey with Hope" - Hebrews 6:18-19

Diocese of Fargo
Status of 2025 God's Gift Appeal

Diocese of Fargo
Office of Stewardship and Development

Parish:	Number of Households	Number of Donors	Percent Participation	Total Amout of Gifts Pledged	Outstanding Pledge Balance	Total Amount of Gifts Received	Average Gift Amount	Parish Goal	Over/ Under to Goal	Percent to Goal
Michigan, St. Lawrence O'Toole	44	12	27.27%	\$2,367.56	\$759.42	\$1,608.14	\$197.30	\$8,525.04	(\$6,157.48)	27.77%
Milnor, St. Arnold	64	14	21.88%	\$5,980.00		\$5,980.00	\$427.14	\$10,012.45	(\$4,032.45)	59.73%
Minto, Sacred Heart	167	49	29.34%	\$16,365.40	\$1,535.00	\$14,830.40	\$333.99	\$32,171.56	(\$15,806.16)	50.87%
Mooreton, St. Anthony	64	21	32.81%	\$9,010.00	\$900.00	\$8,110.00	\$429.05	\$13,635.43	(\$4,625.43)	66.08%
Munich, St. Mary	66	27	40.91%	\$18,125.00		\$18,125.00	\$671.30	\$16,385.41	\$1,739.59	110.62%
Napoleon, St. Philip Neri	250	79	31.60%	\$42,027.88	\$890.00	\$41,137.88	\$532.00	\$57,398.56	(\$15,370.68)	73.22%
Neche, SS. Nereus & Achilleus	23	5	21.74%	\$3,300.00	\$875.00	\$2,425.00	\$660.00	\$5,773.02	(\$2,473.02)	57.16%
Nekoma, St. Edward	19	6	31.58%	\$1,320.00	\$350.00	\$970.00	\$220.00	\$2,533.04	(\$1,213.04)	52.11%
New Rockford, St. John	172	58	33.72%	\$23,970.00	\$3,500.00	\$20,470.00	\$413.28	\$34,237.29	(\$10,267.29)	70.01%
Nortonville, Holy Spirit	21	5	23.81%	\$1,019.00		\$1,019.00	\$203.80	\$3,833.03	(\$2,814.03)	26.58%
Oakes, St. Charles Borromeo	165	57	34.55%	\$37,725.00	\$3,930.00	\$33,795.00	\$661.84	\$34,027.20	\$3,697.80	110.87%
Oakwood, Sacred Heart	38	10	26.32%	\$2,455.00	\$350.00	\$2,105.00	\$245.50	\$9,148.44	(\$6,693.44)	26.84%
Park River, St. Mary	158	57	36.08%	\$27,415.00	\$3,231.86	\$24,183.14	\$480.96	\$33,022.65	(\$5,607.65)	83.02%
Pembina, Assumption	40	17	42.50%	\$6,730.00	\$1,275.00	\$5,455.00	\$395.88	\$8,731.81	(\$2,001.81)	77.07%
Pisek, St. John Nepomucene	72	28	38.89%	\$13,010.00	\$4,300.00	\$8,710.00	\$464.64	\$14,805.65	(\$1,795.65)	87.87%
Reynolds, Our Lady of Perpetual Help	84	39	46.43%	\$20,206.00	\$2,630.00	\$17,576.00	\$518.10	\$24,804.83	(\$4,598.83)	81.46%
Rock Lake, Immaculate Heart of Mary	17	1	5.88%	\$300.00		\$300.00	\$300.00	\$4,219.06	(\$3,919.06)	7.11%
Rolette, Sacred Heart	60	13	21.67%	\$10,125.00		\$10,125.00	\$778.85	\$13,410.63	(\$3,285.63)	75.50%
Rolla, St. Joachim	61	15	24.59%	\$8,465.00	\$0.00	\$8,465.00	\$564.33	\$18,464.12	(\$9,999.12)	45.85%
Rugby, St. Therese/Little Flower	447	122	27.29%	\$48,656.33	\$3,635.00	\$45,021.33	\$398.82	\$72,622.27	(\$23,965.94)	67.00%
Saint John, St. John the Baptist	121	9	7.44%	\$2,100.00		\$2,100.00	\$233.33	\$18,309.43	(\$16,209.43)	11.47%
Saint Michael, St. Michael's Indian Mission	71	12	16.90%	\$13,400.00		\$13,400.00	\$1,116.67	\$14,225.71	(\$825.71)	94.20%
Sanborn, Sacred Heart	60	13	21.67%	\$4,151.00	\$500.00	\$3,651.00	\$319.31	\$11,287.56	(\$7,136.56)	36.77%
Selz, St. Anthony	37	17	45.95%	\$7,266.00	\$200.00	\$7,066.00	\$427.41	\$6,335.30	\$930.70	114.69%
Sheldon, Our Lady of the Scapular	46	9	19.57%	\$5,060.00	\$140.00	\$4,920.00	\$562.22	\$6,780.34	(\$1,720.34)	74.63%
Starkweather, Assumption of B.V.M.	19	9	47.37%	\$6,400.00	\$600.00	\$5,800.00	\$711.11	\$4,544.00	\$1,856.00	140.85%
Steele, St. Francis de Sales	85	26	30.59%	\$13,446.00	\$350.00	\$13,096.00	\$517.15	\$15,903.11	(\$2,457.11)	84.55%
Sykeston, St. Elizabeth	40	15	37.50%	\$4,950.00	\$550.00	\$4,400.00	\$330.00	\$7,855.09	(\$2,905.09)	63.02%
Tappen, St. Paul	25	3	12.00%	\$750.00		\$750.00	\$250.00	\$4,456.16	(\$3,706.16)	16.83%
Thompson, St. Jude	147	31	21.09%	\$21,070.00	\$5,217.50	\$15,852.50	\$679.68	\$27,708.16	(\$6,638.16)	76.04%
Tokio, Christ the King	6		0.00%	\$0.00				\$1,251.00	(\$1,251.00)	0.00%
Tolna, St. Joseph	28	13	46.43%	\$5,688.00	\$900.00	\$4,788.00	\$437.54	\$6,209.25	(\$521.25)	91.61%
Towner, St. Cecilia	109	34	31.19%	\$10,405.00	\$50.00	\$10,355.00	\$306.03	\$19,018.68	(\$8,613.68)	54.71%
Unaffiliated	1,231	42	3.41%	\$12,783.07	\$365.00	\$12,418.07	\$304.36	\$34,427.57	(\$21,644.50)	37.13%
Valley City, St. Catherine	457	124	27.13%	\$57,051.00	\$8,527.50	\$48,523.50	\$460.09	\$72,440.21	(\$15,389.21)	78.76%
Velva, St. Cecilia	138	25	18.12%	\$9,170.00	\$100.00	\$9,070.00	\$366.80	\$28,881.64	(\$19,711.64)	31.75%
Verona, St. Raphael	15	5	33.33%	\$1,775.00		\$1,775.00	\$355.00	\$2,080.80	(\$305.80)	85.30%
Veseleyville, St. Luke	24	16	66.67%	\$9,895.00	\$1,386.00	\$8,509.00	\$618.44	\$8,464.87	\$1,430.13	116.89%
Wahpeton, St. John	794	157	19.77%	\$63,656.00	\$8,521.50	\$55,134.50	\$405.45	\$115,121.79	(\$51,465.79)	55.29%



"Journey with Hope" – Hebrews 6:18-19

Diocese of Fargo
Status of 2025 God's Gift Appeal

Diocese of Fargo
Office of Stewardship and Development

Parish:	Number of Households	Number of Donors	Percent Participation	Total Amout of Gifts Pledged	Outstanding Pledge Balance	Total Amout of Gifts Received	Average Gift Amount	Parish Goal	Over/ Under to Goal	Percent to Goal
Walhalla, St. Boniface	151	21	13.91%	\$9,610.00	\$1,850.00	\$7,760.00	\$457.62	\$24,327.52	(\$14,717.52)	39.50%
Warsaw, St. Stanislaus	85	26	30.59%	\$15,965.00	\$500.00	\$15,465.00	\$614.04	\$25,064.67	(\$9,099.67)	63.70%
West Fargo, Blessed Sacrament	430	150	34.88%	\$61,821.00	\$10,405.50	\$51,415.50	\$412.14	\$71,975.59	(\$10,154.59)	85.89%
West Fargo, Holy Cross	2,089	271	12.97%	\$125,355.08	\$22,952.21	\$102,402.87	\$462.56	\$241,511.81	(\$116,156.73)	51.90%
Westhope, St. Andrew	64	7	10.94%	\$3,675.00	\$0.00	\$3,675.00	\$525.00	\$13,986.20	(\$10,311.20)	26.28%
Willow City, Notre Dame des Victoires	17	7	41.18%	\$3,850.00		\$3,850.00	\$550.00	\$4,102.19	(\$252.19)	93.85%
Wimbledon, St. Boniface	58	14	24.14%	\$6,415.00		\$6,415.00	\$458.21	\$10,239.88	(\$3,824.88)	62.65%
Windsor, St. Mathias of Windsor	28	12	42.86%	\$9,230.00	\$750.00	\$8,480.00	\$769.17	\$8,112.03	\$1,117.97	113.78%
Wishek, St. Patrick	67	22	32.84%	\$6,778.00	\$300.00	\$6,478.00	\$308.09	\$12,323.12	(\$5,545.12)	55.00%
Wyndmere, St. John the Baptist	90	34	37.78%	\$11,200.00	\$1,600.00	\$9,600.00	\$329.41	\$21,406.23	(\$10,206.23)	52.32%
Zeeland, St. Andrew	56	15	26.79%	\$11,325.00		\$11,325.00	\$755.00	\$16,782.50	(\$5,457.50)	67.48%
Totals:	24,005	5,294	22.05%	\$2,607,095.36	\$338,885.09	\$2,268,210.27	\$492.46	\$3,773,301.00	(\$1,166,205.64)	69.09%

Number of parishes:

- 100% of goal or above: 18
- 75% to 99% of goal: 28
- 50% to 74% of goal: 45
- 25% to 49% of goal: 25
- Below 25% of goal: 11



"Journey with Hope" – Hebrews 6:18-19

Diocese of Fargo
Status of 2025 God's Gift Appeal

Diocese of Fargo
Office of Stewardship and Development

Parish:	Number of Households	Number of Donors	Percent Participation	Total Amout of Gifts Pledged	Outstanding Pledge Balance	Total Amount of Gifts Received	Average Gift Amount	Parish Goal	Over/ Under to Goal	Percent to Goal
Totals for entire Diocese:	24,005	5,168	21.53%	\$2,555,005.61	\$338,929.43	\$2,216,076.18	\$494.39	\$3,773,301.00	(\$1,218,295.39)	67.71%
Anamoose, St. Francis Xavier	73	21	28.77%	\$7,745.00		\$7,745.00	\$368.81	\$12,272.58	(\$4,527.58)	63.11%
Aneta, Sacred Heart	14	6	42.86%	\$3,060.00		\$3,060.00	\$510.00	\$2,895.00	\$165.00	105.70%
Argusville, St. William	62	21	33.87%	\$9,800.00	\$922.50	\$8,877.50	\$466.67	\$13,333.01	(\$3,533.01)	73.50%
Ashley, St. David	32	11	34.38%	\$6,125.00	\$1,250.00	\$4,875.00	\$556.82	\$6,976.91	(\$851.91)	87.79%
Balta, Our Lady of Mt. Carmel	54	13	24.07%	\$5,755.04	\$918.78	\$4,836.26	\$442.70	\$8,385.14	(\$2,630.10)	68.63%
Bechyne, SS. Peter & Paul	35	20	57.14%	\$6,910.33	\$200.00	\$6,710.33	\$345.52	\$8,134.35	(\$1,224.02)	84.95%
Belcourt, St. Ann	165	21	12.73%	\$11,871.00	\$735.00	\$11,136.00	\$565.29	\$17,926.00	(\$6,055.00)	66.22%
Belcourt, St. Anthony	24	1	4.17%	\$400.00		\$400.00	\$400.00	\$3,865.10	(\$3,465.10)	10.35%
Belcourt, St. Benedict	48	6	12.50%	\$1,030.00	\$112.50	\$917.50	\$171.67	\$5,423.51	(\$4,393.51)	18.99%
Bisbee, Holy Rosary	22	10	45.45%	\$1,695.00		\$1,695.00	\$169.50	\$5,290.74	(\$3,595.74)	32.04%
Bottineau, St. Mark	200	36	18.00%	\$13,046.00	\$397.00	\$12,649.00	\$362.39	\$41,156.70	(\$28,110.70)	31.70%
Buchanan, St. Margaret	36	14	38.89%	\$5,062.48	\$420.00	\$4,642.48	\$361.61	\$5,642.78	(\$580.30)	89.72%
Buffalo, St. Thomas	43	10	23.26%	\$6,500.00		\$6,500.00	\$650.00	\$10,217.09	(\$3,717.09)	63.62%
Cando, Sacred Heart	82	21	25.61%	\$9,898.00	\$636.00	\$9,262.00	\$471.33	\$19,808.35	(\$9,910.35)	49.97%
Carrington, Sacred Heart	196	57	29.08%	\$31,596.00	\$5,600.00	\$25,996.00	\$554.32	\$38,771.49	(\$7,175.49)	81.49%
Casselton, St. Leo	257	52	20.23%	\$32,854.00	\$8,605.22	\$24,248.78	\$631.81	\$64,992.17	(\$32,138.17)	50.55%
Cavalier, St. Brigid	92	19	20.65%	\$6,976.00	\$80.00	\$6,896.00	\$367.16	\$21,890.32	(\$14,914.32)	31.87%
Cayuga, SS. Peter & Paul	26	18	69.23%	\$8,838.00	\$155.00	\$8,683.00	\$491.00	\$7,286.13	\$1,551.87	121.30%
Cooperstown, St. George	62	30	48.39%	\$9,365.00		\$9,365.00	\$312.17	\$13,911.24	(\$4,546.24)	67.32%
Crystal, St. Patrick	30	9	30.00%	\$3,640.00		\$3,640.00	\$404.44	\$8,518.23	(\$4,878.23)	42.73%
Dazey, St. Mary	37	14	37.84%	\$5,400.00	\$350.00	\$5,050.00	\$385.71	\$7,885.85	(\$2,485.85)	68.48%
Devils Lake, St. Joseph	970	232	23.92%	\$115,307.00	\$10,662.50	\$104,644.50	\$497.01	\$130,009.17	(\$14,702.17)	88.69%
Dickey, Assumption	27	7	25.93%	\$1,050.00	\$0.00	\$1,050.00	\$150.00	\$3,831.08	(\$2,781.08)	27.41%
Drake, St. Margaret Mary	79	20	25.32%	\$5,745.00	\$0.00	\$5,745.00	\$287.25	\$10,699.45	(\$4,954.45)	53.69%
Drayton, St. Edward	56	11	19.64%	\$5,830.00		\$5,830.00	\$530.00	\$11,825.72	(\$5,995.72)	49.30%
Dunseith, St. Michael the Archangel	107	8	7.48%	\$1,605.00	\$300.00	\$1,305.00	\$200.63	\$12,968.23	(\$11,363.23)	12.38%
Edgeley, Transfiguration	92	19	20.65%	\$8,521.00	\$150.00	\$8,371.00	\$448.47	\$23,602.57	(\$15,081.57)	36.10%
Ellendale, St. Helena	73	19	26.03%	\$6,156.00	\$1,100.00	\$5,056.00	\$324.00	\$19,369.93	(\$13,213.93)	31.78%
Enderlin, St. Patrick	79	21	26.58%	\$7,090.00	\$2,740.00	\$4,350.00	\$337.62	\$10,185.50	(\$3,095.50)	69.61%
Esmond, St. Boniface	43	16	37.21%	\$8,326.00		\$8,326.00	\$520.38	\$7,468.87	\$857.13	111.48%
Fairmount, St. Anthony	53	20	37.74%	\$6,700.00		\$6,700.00	\$335.00	\$9,542.75	(\$2,842.75)	70.21%
Fargo, Cathedral of St. Mary	436	104	23.85%	\$76,884.64	\$31,110.02	\$45,774.62	\$739.28	\$73,864.86	\$3,019.78	104.09%
Fargo, Holy Spirit	859	233	27.12%	\$137,491.88	\$15,812.29	\$121,679.59	\$590.09	\$143,630.29	(\$6,138.41)	95.73%
Fargo, Nativity	1,247	209	16.76%	\$80,257.24	\$6,980.69	\$73,276.55	\$384.01	\$134,548.83	(\$54,291.59)	59.65%
Fargo, SS. Anne & Joachim	1,679	303	18.05%	\$220,806.71	\$38,425.86	\$182,380.85	\$728.74	\$252,088.82	(\$31,282.11)	87.59%
Fargo, St. Anthony of Padua	652	182	27.91%	\$84,697.04	\$21,302.77	\$63,394.27	\$465.37	\$95,840.54	(\$11,143.50)	88.37%
Fargo, St. Paul Newman	30	20	66.67%	\$15,350.00	\$2,330.00	\$13,020.00	\$767.50	\$8,812.77	\$6,537.23	174.18%
Fessenden, St. Augustine	50	15	30.00%	\$6,900.00		\$6,900.00	\$460.00	\$10,569.95	(\$3,669.95)	65.28%



"Journey with Hope" – Hebrews 6:18-19

Diocese of Fargo
Status of 2025 God's Gift Appeal

Diocese of Fargo
Office of Stewardship and Development

Parish:	Number of Households	Number of Donors	Percent Participation	Total Amout of Gifts Pledged	Outstanding Pledge Balance	Total Amount of Gifts Received	Average Gift Amount	Parish Goal	Over/ Under to Goal	Percent to Goal
Fingal, Holy Trinity	63	21	33.33%	\$7,625.00	\$210.00	\$7,415.00	\$363.10	\$11,812.43	(\$4,187.43)	64.55%
Finley, St. Olaf	24	4	16.67%	\$510.00		\$510.00	\$127.50	\$4,642.50	(\$4,132.50)	10.99%
Forman, St. Mary	66	24	36.36%	\$12,738.00		\$12,738.00	\$530.75	\$13,341.73	(\$603.73)	95.47%
Fort Totten, Seven Dolors	37	3	8.11%	\$1,150.00	\$200.00	\$950.00	\$383.33	\$6,670.00	(\$5,520.00)	17.24%
Fullerton, St. Patrick	24	5	20.83%	\$3,100.00		\$3,100.00	\$620.00	\$6,636.00	(\$3,536.00)	46.71%
Geneseo, St. Martin	41	9	21.95%	\$3,810.00		\$3,810.00	\$423.33	\$6,701.49	(\$2,891.49)	56.85%
Grafton, St. John the Evangelist	487	77	15.81%	\$41,080.04	\$5,176.28	\$35,903.76	\$533.51	\$87,229.45	(\$46,149.41)	47.09%
Grand Forks, Holy Family	1,052	174	16.54%	\$77,883.00	\$13,924.64	\$63,958.36	\$447.60	\$140,859.94	(\$62,976.94)	55.29%
Grand Forks, St. Mary	410	90	21.95%	\$49,862.00	\$733.50	\$49,128.50	\$554.02	\$73,040.26	(\$23,178.26)	68.27%
Grand Forks, St. Michael	1,433	247	17.24%	\$124,146.00	\$22,476.50	\$101,669.50	\$502.62	\$208,832.52	(\$84,686.52)	59.45%
Grand Forks, St. Thomas Aquinas	39	7	17.95%	\$2,175.00	\$1,130.00	\$1,045.00	\$310.71	\$13,493.17	(\$11,318.17)	16.12%
Gwinner, St. Vincent	35	6	17.14%	\$3,020.00		\$3,020.00	\$503.33	\$7,209.51	(\$4,189.51)	41.89%
Hankinson, St. Philip	185	46	24.86%	\$19,755.00	\$225.00	\$19,530.00	\$429.46	\$30,878.94	(\$11,123.94)	63.98%
Harvey, St. Cecilia	238	90	37.82%	\$46,835.00	\$4,745.00	\$42,090.00	\$520.39	\$43,340.67	\$3,494.33	108.06%
Hillsboro, St. Rose of Lima	189	47	24.87%	\$20,900.00	\$3,041.69	\$17,858.31	\$444.68	\$28,591.06	(\$7,691.06)	73.10%
Hope, St. Agatha	55	19	34.55%	\$10,104.00		\$10,104.00	\$531.79	\$9,715.14	\$388.86	104.00%
Horace, St. Benedict	235	55	23.40%	\$34,658.83	\$3,890.00	\$30,768.83	\$630.16	\$62,009.82	(\$27,350.99)	55.89%
Hunter, St. Agnes	25	4	16.00%	\$1,800.00		\$1,800.00	\$450.00	\$7,230.59	(\$5,430.59)	24.89%
Jamestown, Basilica of St. James	997	188	18.86%	\$113,117.25	\$14,510.89	\$98,606.36	\$601.69	\$154,604.17	(\$41,486.92)	73.17%
Jessie, St. Lawrence	35	16	45.71%	\$9,296.00	\$125.00	\$9,171.00	\$581.00	\$8,120.35	\$1,175.65	114.48%
Karlsruhe, SS. Peter & Paul	37	3	8.11%	\$1,000.00	\$0.00	\$1,000.00	\$333.33	\$7,701.00	(\$6,701.00)	12.99%
Kensal, St. John	21	9	42.86%	\$3,450.00		\$3,450.00	\$383.33	\$6,110.39	(\$2,660.39)	56.46%
Kindred, St. Maurice	96	25	26.04%	\$14,823.92	\$3,087.50	\$11,736.42	\$592.96	\$19,885.76	(\$5,061.84)	74.55%
Knox, St. Mary	25	6	24.00%	\$3,680.00		\$3,680.00	\$613.33	\$4,401.86	(\$721.86)	83.60%
Lakota, St. Mary	66	21	31.82%	\$5,110.00	\$300.00	\$4,810.00	\$243.33	\$11,226.26	(\$6,116.26)	45.52%
Lamoure, Holy Rosary	100	38	38.00%	\$15,930.00	\$2,025.00	\$13,905.00	\$419.21	\$25,432.34	(\$9,502.34)	62.64%
Langdon, St. Alphonsus	319	82	25.71%	\$33,467.50	\$2,266.00	\$31,201.50	\$408.14	\$33,317.20	\$150.30	100.45%
Lankin, St. Joseph	30	14	46.67%	\$8,740.63	\$299.93	\$8,440.70	\$624.33	\$8,071.33	\$669.30	108.29%
Larimore, St. Stephen	151	26	17.22%	\$12,693.00	\$5,274.00	\$7,419.00	\$488.19	\$26,259.64	(\$13,566.64)	48.34%
Leeds, St. Vincent de Paul	25	7	28.00%	\$1,235.00	\$50.00	\$1,185.00	\$176.43	\$5,089.59	(\$3,854.59)	24.27%
Lidgerwood, St. Boniface	134	41	30.60%	\$21,815.00	\$4,810.00	\$17,005.00	\$532.07	\$23,021.28	(\$1,206.28)	94.76%
Lisbon, St. Aloysius	171	46	26.90%	\$15,861.36	\$1,850.00	\$14,011.36	\$344.81	\$32,405.53	(\$16,544.17)	48.95%
Maddock, St. William	49	16	32.65%	\$9,710.00		\$9,710.00	\$606.88	\$10,565.75	(\$855.75)	91.90%
Mantador, SS. Peter & Paul	55	24	43.64%	\$11,438.00		\$11,438.00	\$476.58	\$10,787.67	\$650.33	106.03%
Manvel, St. Timothy	131	34	25.95%	\$13,530.00	\$1,806.25	\$11,723.75	\$397.94	\$23,573.88	(\$10,043.88)	57.39%
Mayville, Our Lady of Peace	108	40	37.04%	\$20,348.00	\$970.00	\$19,378.00	\$508.70	\$27,042.03	(\$6,694.03)	75.25%
McClusky, Holy Family	19	2	10.53%	\$1,400.00		\$1,400.00	\$700.00	\$3,758.24	(\$2,358.24)	37.25%
McHenry, SS. Peter & Paul	26	16	61.54%	\$5,481.40	\$952.50	\$4,528.90	\$342.59	\$5,310.59	\$170.81	103.22%
Medina, St. Mary	30	12	40.00%	\$5,025.00		\$5,025.00	\$418.75	\$8,045.00	(\$3,020.00)	62.46%



"Journey with Hope" – Hebrews 6:18-19

Diocese of Fargo
Status of 2025 God's Gift Appeal

Diocese of Fargo
Office of Stewardship and Development

Parish:	Number of Households	Number of Donors	Percent Participation	Total Amout of Gifts Pledged	Outstanding Pledge Balance	Total Amount of Gifts Received	Average Gift Amount	Parish Goal	Over/ Under to Goal	Percent to Goal
Michigan, St. Lawrence O'Toole	44	12	27.27%	\$2,367.56	\$759.42	\$1,608.14	\$197.30	\$8,525.04	(\$6,157.48)	27.77%
Milnor, St. Arnold	64	14	21.88%	\$5,980.00		\$5,980.00	\$427.14	\$10,012.45	(\$4,032.45)	59.73%
Minto, Sacred Heart	167	48	28.74%	\$15,500.40	\$1,610.00	\$13,890.40	\$322.93	\$32,171.56	(\$16,671.16)	48.18%
Mooreton, St. Anthony	64	20	31.25%	\$8,910.00	\$900.00	\$8,010.00	\$445.50	\$13,635.43	(\$4,725.43)	65.34%
Munich, St. Mary	66	27	40.91%	\$18,025.00		\$18,025.00	\$667.59	\$16,385.41	\$1,639.59	110.01%
Napoleon, St. Philip Neri	250	77	30.80%	\$40,827.88	\$890.00	\$39,937.88	\$530.23	\$57,398.56	(\$16,570.68)	71.13%
Neche, SS. Nereus & Achilleus	23	4	17.39%	\$2,500.00	\$875.00	\$1,625.00	\$625.00	\$5,773.02	(\$3,273.02)	43.30%
Nekoma, St. Edward	19	6	31.58%	\$1,320.00	\$350.00	\$970.00	\$220.00	\$2,533.04	(\$1,213.04)	52.11%
New Rockford, St. John	172	58	33.72%	\$23,970.00	\$3,500.00	\$20,470.00	\$413.28	\$34,237.29	(\$10,267.29)	70.01%
Nortonville, Holy Spirit	21	5	23.81%	\$1,019.00		\$1,019.00	\$203.80	\$3,833.03	(\$2,814.03)	26.58%
Oakes, St. Charles Borromeo	165	54	32.73%	\$36,835.00	\$3,930.00	\$32,905.00	\$682.13	\$34,027.20	\$2,807.80	108.25%
Oakwood, Sacred Heart	38	10	26.32%	\$2,455.00	\$350.00	\$2,105.00	\$245.50	\$9,148.44	(\$6,693.44)	26.84%
Park River, St. Mary	158	57	36.08%	\$27,415.00	\$3,514.99	\$23,900.01	\$480.96	\$33,022.65	(\$5,607.65)	83.02%
Pembina, Assumption	40	17	42.50%	\$6,730.00	\$1,275.00	\$5,455.00	\$395.88	\$8,731.81	(\$2,001.81)	77.07%
Pisek, St. John Nepomucene	72	28	38.89%	\$13,010.00	\$4,300.00	\$8,710.00	\$464.64	\$14,805.65	(\$1,795.65)	87.87%
Reynolds, Our Lady of Perpetual Help	84	38	45.24%	\$19,706.00	\$2,630.00	\$17,076.00	\$518.58	\$24,804.83	(\$5,098.83)	79.44%
Rock Lake, Immaculate Heart of Mary	17	1	5.88%	\$300.00		\$300.00	\$300.00	\$4,219.06	(\$3,919.06)	7.11%
Rolette, Sacred Heart	60	13	21.67%	\$10,125.00		\$10,125.00	\$778.85	\$13,410.63	(\$3,285.63)	75.50%
Rolla, St. Joachim	61	15	24.59%	\$8,440.00	\$100.00	\$8,340.00	\$562.67	\$18,464.12	(\$10,024.12)	45.71%
Rugby, St. Therese/Little Flower	447	121	27.07%	\$48,306.33	\$3,810.00	\$44,496.33	\$399.23	\$72,622.27	(\$24,315.94)	66.52%
Saint John, St. John the Baptist	121	9	7.44%	\$2,100.00		\$2,100.00	\$233.33	\$18,309.43	(\$16,209.43)	11.47%
Saint Michael, St. Michael's Indian Mission	71	12	16.90%	\$13,400.00		\$13,400.00	\$1,116.67	\$14,225.71	(\$825.71)	94.20%
Sanborn, Sacred Heart	60	12	20.00%	\$4,051.00	\$500.00	\$3,551.00	\$337.58	\$11,287.56	(\$7,236.56)	35.89%
Selz, St. Anthony	37	17	45.95%	\$7,266.00	\$240.00	\$7,026.00	\$427.41	\$6,335.30	\$930.70	114.69%
Sheldon, Our Lady of the Scapular	46	8	17.39%	\$4,560.00	\$140.00	\$4,420.00	\$570.00	\$6,780.34	(\$2,220.34)	67.25%
Starkweather, Assumption of B.V.M.	19	9	47.37%	\$6,400.00	\$600.00	\$5,800.00	\$711.11	\$4,544.00	\$1,856.00	140.85%
Steele, St. Francis de Sales	85	25	29.41%	\$13,421.00	\$350.00	\$13,071.00	\$536.84	\$15,903.11	(\$2,482.11)	84.39%
Sykeston, St. Elizabeth	40	14	35.00%	\$4,350.00	\$550.00	\$3,800.00	\$310.71	\$7,855.09	(\$3,505.09)	55.38%
Tappen, St. Paul	25	3	12.00%	\$750.00		\$750.00	\$250.00	\$4,456.16	(\$3,706.16)	16.83%
Thompson, St. Jude	147	30	20.41%	\$20,690.00	\$5,217.50	\$15,472.50	\$689.67	\$27,708.16	(\$7,018.16)	74.67%
Tokio, Christ the King	6		0.00%	\$0.00				\$1,251.00	(\$1,251.00)	0.00%
Tolna, St. Joseph	28	13	46.43%	\$5,688.00	\$1,050.00	\$4,638.00	\$437.54	\$6,209.25	(\$521.25)	91.61%
Towner, St. Cecilia	109	32	29.36%	\$9,355.00	\$50.00	\$9,305.00	\$292.34	\$19,018.68	(\$9,663.68)	49.19%
Unaffiliated	1,231	41	3.33%	\$12,583.07	\$365.00	\$12,218.07	\$306.90	\$34,427.57	(\$21,844.50)	36.55%
Valley City, St. Catherine	457	118	25.82%	\$53,751.00	\$8,527.50	\$45,223.50	\$455.52	\$72,440.21	(\$18,689.21)	74.20%
Velva, St. Cecilia	138	25	18.12%	\$9,150.00	\$200.00	\$8,950.00	\$366.00	\$28,881.64	(\$19,731.64)	31.68%
Verona, St. Raphael	15	5	33.33%	\$1,775.00		\$1,775.00	\$355.00	\$2,080.80	(\$305.80)	85.30%
Veseleyville, St. Luke	24	16	66.67%	\$9,895.00	\$1,386.00	\$8,509.00	\$618.44	\$8,464.87	\$1,430.13	116.89%
Wahpeton, St. John	794	151	19.02%	\$62,201.00	\$8,521.50	\$53,679.50	\$411.93	\$115,121.79	(\$52,920.79)	54.03%



"Journey with Hope" – Hebrews 6:18-19

Diocese of Fargo
Status of 2025 God's Gift Appeal

Diocese of Fargo
Office of Stewardship and Development

Parish:	Number of Households	Number of Donors	Percent Participation	Total Amout of Gifts Pledged	Outstanding Pledge Balance	Total Amout of Gifts Received	Average Gift Amount	Parish Goal	Over/ Under to Goal	Percent to Goal
Walhalla, St. Boniface	151	18	11.92%	\$7,310.00	\$350.00	\$6,960.00	\$406.11	\$24,327.52	(\$17,017.52)	30.05%
Warsaw, St. Stanislaus	85	25	29.41%	\$15,865.00	\$600.00	\$15,265.00	\$634.60	\$25,064.67	(\$9,199.67)	63.30%
West Fargo, Blessed Sacrament	430	146	33.95%	\$58,801.00	\$10,978.50	\$47,822.50	\$402.75	\$71,975.59	(\$13,174.59)	81.70%
West Fargo, Holy Cross	2,089	261	12.49%	\$121,190.08	\$22,463.21	\$98,726.87	\$464.33	\$241,511.81	(\$120,321.73)	50.18%
Westhope, St. Andrew	64	7	10.94%	\$3,675.00	\$0.00	\$3,675.00	\$525.00	\$13,986.20	(\$10,311.20)	26.28%
Willow City, Notre Dame des Victoires	17	7	41.18%	\$3,850.00		\$3,850.00	\$550.00	\$4,102.19	(\$252.19)	93.85%
Wimbledon, St. Boniface	58	14	24.14%	\$6,415.00		\$6,415.00	\$458.21	\$10,239.88	(\$3,824.88)	62.65%
Windsor, St. Mathias of Windsor	28	11	39.29%	\$8,880.00	\$750.00	\$8,130.00	\$807.27	\$8,112.03	\$767.97	109.47%
Wishek, St. Patrick	67	22	32.84%	\$6,778.00	\$300.00	\$6,478.00	\$308.09	\$12,323.12	(\$5,545.12)	55.00%
Wyndmere, St. John the Baptist	90	34	37.78%	\$11,200.00	\$1,620.00	\$9,580.00	\$329.41	\$21,406.23	(\$10,206.23)	52.32%
Zeeland, St. Andrew	56	15	26.79%	\$11,325.00		\$11,325.00	\$755.00	\$16,782.50	(\$5,457.50)	67.48%
Totals:	24,005	5,168	21.53%	\$2,555,005.61	\$338,929.43	\$2,216,076.18	\$494.39	\$3,773,301.00	(\$1,218,295.39)	67.71%

Number of parishes:

- 100% of goal or above: 18
- 75% to 99% of goal: 24
- 50% to 74% of goal: 44
- 25% to 49% of goal: 28
- Below 25% of goal: 13




"Journey with Hope" – Hebrews 6:18-19

Diocese of Fargo
Status of 2025 God's Gift Appeal

Diocese of Fargo
Office of Stewardship and Development

Parish:	Number of Households	Number of Donors	Percent Participation	Total Amout of Gifts Pledged	Outstanding Pledge Balance	Total Amount of Gifts Received	Average Gift Amount	Parish Goal	Over/ Under to Goal	Percent to Goal
Totals for entire Diocese:	24,005	5,026	20.94%	\$2,482,683.18	\$343,740.94	\$2,138,942.24	\$493.97	\$3,773,301.00	(\$1,290,617.82)	65.80%
Anamoose, St. Francis Xavier	73	20	27.40%	\$7,445.00		\$7,445.00	\$372.25	\$12,272.58	(\$4,827.58)	60.66%
Aneta, Sacred Heart	14	6	42.86%	\$3,060.00		\$3,060.00	\$510.00	\$2,895.00	\$165.00	105.70%
Argusville, St. William	62	21	33.87%	\$9,650.00	\$1,012.50	\$8,637.50	\$459.52	\$13,333.01	(\$3,683.01)	72.38%
Ashley, St. David	32	10	31.25%	\$5,875.00	\$1,300.00	\$4,575.00	\$587.50	\$6,976.91	(\$1,101.91)	84.21%
Balta, Our Lady of Mt. Carmel	54	12	22.22%	\$5,255.04	\$918.78	\$4,336.26	\$437.92	\$8,385.14	(\$3,130.10)	62.67%
Bechyne, SS. Peter & Paul	35	20	57.14%	\$6,910.33	\$300.00	\$6,610.33	\$345.52	\$8,134.35	(\$1,224.02)	84.95%
Belcourt, St. Ann	165	21	12.73%	\$11,871.00	\$735.00	\$11,136.00	\$565.29	\$17,926.00	(\$6,055.00)	66.22%
Belcourt, St. Anthony	24	1	4.17%	\$400.00		\$400.00	\$400.00	\$3,865.10	(\$3,465.10)	10.35%
Belcourt, St. Benedict	48	6	12.50%	\$1,030.00	\$112.50	\$917.50	\$171.67	\$5,423.51	(\$4,393.51)	18.99%
Bisbee, Holy Rosary	22	10	45.45%	\$1,695.00		\$1,695.00	\$169.50	\$5,290.74	(\$3,595.74)	32.04%
Bottineau, St. Mark	200	36	18.00%	\$13,046.00	\$397.00	\$12,649.00	\$362.39	\$41,156.70	(\$28,110.70)	31.70%
Buchanan, St. Margaret	36	13	36.11%	\$4,962.48	\$420.00	\$4,542.48	\$381.73	\$5,642.78	(\$680.30)	87.94%
Buffalo, St. Thomas	43	10	23.26%	\$6,500.00		\$6,500.00	\$650.00	\$10,217.09	(\$3,717.09)	63.62%
Cando, Sacred Heart	82	20	24.39%	\$9,798.00	\$636.00	\$9,162.00	\$489.90	\$19,808.35	(\$10,010.35)	49.46%
Carrington, Sacred Heart	196	57	29.08%	\$31,596.00	\$5,600.00	\$25,996.00	\$554.32	\$38,771.49	(\$7,175.49)	81.49%
Casselton, St. Leo	257	51	19.84%	\$32,354.00	\$8,505.22	\$23,848.78	\$634.39	\$64,992.17	(\$32,638.17)	49.78%
Cavalier, St. Brigid	92	17	18.48%	\$6,420.00	\$80.00	\$6,340.00	\$377.65	\$21,890.32	(\$15,470.32)	29.33%
Cayuga, SS. Peter & Paul	26	17	65.38%	\$6,838.00	\$186.00	\$6,652.00	\$402.24	\$7,286.13	(\$448.13)	93.85%
Cooperstown, St. George	62	30	48.39%	\$9,365.00		\$9,365.00	\$312.17	\$13,911.24	(\$4,546.24)	67.32%
Crystal, St. Patrick	30	9	30.00%	\$3,640.00		\$3,640.00	\$404.44	\$8,518.23	(\$4,878.23)	42.73%
Dazey, St. Mary	37	14	37.84%	\$5,400.00	\$350.00	\$5,050.00	\$385.71	\$7,885.85	(\$2,485.85)	68.48%
Devils Lake, St. Joseph	970	226	23.30%	\$111,627.00	\$10,905.00	\$100,722.00	\$493.92	\$130,009.17	(\$18,382.17)	85.86%
Dickey, Assumption	27	7	25.93%	\$1,050.00	\$0.00	\$1,050.00	\$150.00	\$3,831.08	(\$2,781.08)	27.41%
Drake, St. Margaret Mary	79	19	24.05%	\$5,645.00	\$150.00	\$5,495.00	\$297.11	\$10,699.45	(\$5,054.45)	52.76%
Drayton, St. Edward	56	11	19.64%	\$5,830.00		\$5,830.00	\$530.00	\$11,825.72	(\$5,995.72)	49.30%
Dunseith, St. Michael the Archangel	107	8	7.48%	\$1,605.00	\$300.00	\$1,305.00	\$200.63	\$12,968.23	(\$11,363.23)	12.38%
Edgeley, Transfiguration	92	19	20.65%	\$8,521.00	\$150.00	\$8,371.00	\$448.47	\$23,602.57	(\$15,081.57)	36.10%
Ellendale, St. Helena	73	19	26.03%	\$6,141.00	\$1,200.00	\$4,941.00	\$323.21	\$19,369.93	(\$13,228.93)	31.70%
Enderlin, St. Patrick	79	20	25.32%	\$7,055.00	\$2,775.00	\$4,280.00	\$352.75	\$10,185.50	(\$3,130.50)	69.27%
Esmond, St. Boniface	43	16	37.21%	\$8,326.00		\$8,326.00	\$520.38	\$7,468.87	\$857.13	111.48%
Fairmount, St. Anthony	53	19	35.85%	\$6,600.00		\$6,600.00	\$347.37	\$9,542.75	(\$2,942.75)	69.16%
Fargo, Cathedral of St. Mary	436	102	23.39%	\$76,581.64	\$32,017.88	\$44,563.76	\$750.80	\$73,864.86	\$2,716.78	103.68%
Fargo, Holy Spirit	859	229	26.66%	\$134,941.88	\$16,461.04	\$118,480.84	\$589.27	\$143,630.29	(\$8,688.41)	93.95%
Fargo, Nativity	1,247	203	16.28%	\$78,597.24	\$6,990.21	\$71,607.03	\$387.18	\$134,548.83	(\$55,951.59)	58.42%
Fargo, SS. Anne & Joachim	1,679	293	17.45%	\$214,210.71	\$39,245.86	\$174,964.85	\$731.09	\$252,088.82	(\$37,878.11)	84.97%
Fargo, St. Anthony of Padua	652	180	27.61%	\$84,447.04	\$22,065.27	\$62,381.77	\$469.15	\$95,840.54	(\$11,393.50)	88.11%
Fargo, St. Paul Newman	30	19	63.33%	\$14,950.00	\$2,405.00	\$12,545.00	\$786.84	\$8,812.77	\$6,137.23	169.64%
Fessenden, St. Augustine	50	14	28.00%	\$6,825.00		\$6,825.00	\$487.50	\$10,569.95	(\$3,744.95)	64.57%



"Journey with Hope" - Hebrews 6:18-19

Diocese of Fargo
Status of 2025 God's Gift Appeal

Diocese of Fargo
Office of Stewardship and Development

Parish:	Number of Households	Number of Donors	Percent Participation	Total Amout of Gifts Pledged	Outstanding Pledge Balance	Total Amount of Gifts Received	Average Gift Amount	Parish Goal	Over/ Under to Goal	Percent to Goal
Fingal, Holy Trinity	63	20	31.75%	\$7,375.00	\$210.00	\$7,165.00	\$368.75	\$11,812.43	(\$4,437.43)	62.43%
Finley, St. Olaf	24	4	16.67%	\$510.00		\$510.00	\$127.50	\$4,642.50	(\$4,132.50)	10.99%
Forman, St. Mary	66	24	36.36%	\$12,738.00		\$12,738.00	\$530.75	\$13,341.73	(\$603.73)	95.47%
Fort Totten, Seven Dolors	37	3	8.11%	\$1,150.00	\$200.00	\$950.00	\$383.33	\$6,670.00	(\$5,520.00)	17.24%
Fullerton, St. Patrick	24	5	20.83%	\$3,100.00		\$3,100.00	\$620.00	\$6,636.00	(\$3,536.00)	46.71%
Geneseo, St. Martin	41	9	21.95%	\$3,810.00		\$3,810.00	\$423.33	\$6,701.49	(\$2,891.49)	56.85%
Grafton, St. John the Evangelist	487	77	15.81%	\$41,080.04	\$5,406.28	\$35,673.76	\$533.51	\$87,229.45	(\$46,149.41)	47.09%
Grand Forks, Holy Family	1,052	169	16.06%	\$76,233.00	\$14,074.64	\$62,158.36	\$451.08	\$140,859.94	(\$64,626.94)	54.12%
Grand Forks, St. Mary	410	88	21.46%	\$48,682.00	\$764.75	\$47,917.25	\$553.20	\$73,040.26	(\$24,358.26)	66.65%
Grand Forks, St. Michael	1,433	243	16.96%	\$122,996.00	\$22,956.50	\$100,039.50	\$506.16	\$208,832.52	(\$85,836.52)	58.90%
Grand Forks, St. Thomas Aquinas	39	7	17.95%	\$2,175.00	\$1,130.00	\$1,045.00	\$310.71	\$13,493.17	(\$11,318.17)	16.12%
Gwinner, St. Vincent	35	5	14.29%	\$1,120.00		\$1,120.00	\$224.00	\$7,209.51	(\$6,089.51)	15.54%
Hankinson, St. Philip	185	45	24.32%	\$19,255.00	\$225.00	\$19,030.00	\$427.89	\$30,878.94	(\$11,623.94)	62.36%
Harvey, St. Cecilia	238	88	36.97%	\$46,185.00	\$4,895.00	\$41,290.00	\$524.83	\$43,340.67	\$2,844.33	106.56%
Hillsboro, St. Rose of Lima	189	46	24.34%	\$19,695.00	\$3,206.69	\$16,488.31	\$428.15	\$28,591.06	(\$8,896.06)	68.89%
Hope, St. Agatha	55	19	34.55%	\$10,104.00		\$10,104.00	\$531.79	\$9,715.14	\$388.86	104.00%
Horace, St. Benedict	235	54	22.98%	\$34,158.83	\$4,090.00	\$30,068.83	\$632.57	\$62,009.82	(\$27,850.99)	55.09%
Hunter, St. Agnes	25	4	16.00%	\$1,800.00		\$1,800.00	\$450.00	\$7,230.59	(\$5,430.59)	24.89%
Jamestown, Basilica of St. James	997	184	18.46%	\$109,517.25	\$15,578.39	\$93,938.86	\$595.20	\$154,604.17	(\$45,086.92)	70.84%
Jessie, St. Lawrence	35	16	45.71%	\$9,296.00	\$150.00	\$9,146.00	\$581.00	\$8,120.35	\$1,175.65	114.48%
Karlsruhe, SS. Peter & Paul	37	3	8.11%	\$1,000.00	\$0.00	\$1,000.00	\$333.33	\$7,701.00	(\$6,701.00)	12.99%
Kensal, St. John	21	9	42.86%	\$3,450.00		\$3,450.00	\$383.33	\$6,110.39	(\$2,660.39)	56.46%
Kindred, St. Maurice	96	25	26.04%	\$14,823.92	\$3,147.50	\$11,676.42	\$592.96	\$19,885.76	(\$5,061.84)	74.55%
Knox, St. Mary	25	5	20.00%	\$2,680.00		\$2,680.00	\$536.00	\$4,401.86	(\$1,721.86)	60.88%
Lakota, St. Mary	66	20	30.30%	\$4,610.00	\$300.00	\$4,310.00	\$230.50	\$11,226.26	(\$6,616.26)	41.06%
Lamoure, Holy Rosary	100	34	34.00%	\$12,180.00	\$2,025.00	\$10,155.00	\$358.24	\$25,432.34	(\$13,252.34)	47.89%
Langdon, St. Alphonsus	319	81	25.39%	\$33,417.50	\$2,341.00	\$31,076.50	\$412.56	\$33,317.20	\$100.30	100.30%
Lankin, St. Joseph	30	13	43.33%	\$8,540.63	\$299.93	\$8,240.70	\$656.97	\$8,071.33	\$469.30	105.81%
Larimore, St. Stephen	151	26	17.22%	\$12,693.00	\$5,274.00	\$7,419.00	\$488.19	\$26,259.64	(\$13,566.64)	48.34%
Leeds, St. Vincent de Paul	25	7	28.00%	\$1,235.00	\$50.00	\$1,185.00	\$176.43	\$5,089.59	(\$3,854.59)	24.27%
Lidgerwood, St. Boniface	134	38	28.36%	\$21,495.00	\$4,810.00	\$16,685.00	\$565.66	\$23,021.28	(\$1,526.28)	93.37%
Lisbon, St. Aloysius	171	44	25.73%	\$14,511.36	\$1,950.00	\$12,561.36	\$329.80	\$32,405.53	(\$17,894.17)	44.78%
Maddock, St. William	49	16	32.65%	\$9,710.00		\$9,710.00	\$606.88	\$10,565.75	(\$855.75)	91.90%
Mantador, SS. Peter & Paul	55	23	41.82%	\$11,338.00		\$11,338.00	\$492.96	\$10,787.67	\$550.33	105.10%
Manvel, St. Timothy	131	32	24.43%	\$13,030.00	\$2,098.75	\$10,931.25	\$407.19	\$23,573.88	(\$10,543.88)	55.27%
Mayville, Our Lady of Peace	108	39	36.11%	\$20,148.00	\$1,865.00	\$18,283.00	\$516.62	\$27,042.03	(\$6,894.03)	74.51%
McClusky, Holy Family	19	2	10.53%	\$1,400.00		\$1,400.00	\$700.00	\$3,758.24	(\$2,358.24)	37.25%
McHenry, SS. Peter & Paul	26	16	61.54%	\$5,481.40	\$952.50	\$4,528.90	\$342.59	\$5,310.59	\$170.81	103.22%
Medina, St. Mary	30	12	40.00%	\$5,025.00		\$5,025.00	\$418.75	\$8,045.00	(\$3,020.00)	62.46%



"Journey with Hope" - Hebrews 6:18-19

Diocese of Fargo
Status of 2025 God's Gift Appeal

Diocese of Fargo
Office of Stewardship and Development

Parish:	Number of Households	Number of Donors	Percent Participation	Total Amout of Gifts Pledged	Outstanding Pledge Balance	Total Amount of Gifts Received	Average Gift Amount	Parish Goal	Over/ Under to Goal	Percent to Goal
Michigan, St. Lawrence O'Toole	44	12	27.27%	\$2,367.56	\$843.80	\$1,523.76	\$197.30	\$8,525.04	(\$6,157.48)	27.77%
Milnor, St. Arnold	64	14	21.88%	\$5,980.00		\$5,980.00	\$427.14	\$10,012.45	(\$4,032.45)	59.73%
Minto, Sacred Heart	167	47	28.14%	\$15,200.40	\$1,715.00	\$13,485.40	\$323.41	\$32,171.56	(\$16,971.16)	47.25%
Mooreton, St. Anthony	64	20	31.25%	\$8,910.00	\$1,050.00	\$7,860.00	\$445.50	\$13,635.43	(\$4,725.43)	65.34%
Munich, St. Mary	66	27	40.91%	\$18,025.00		\$18,025.00	\$667.59	\$16,385.41	\$1,639.59	110.01%
Napoleon, St. Philip Neri	250	75	30.00%	\$38,302.88	\$890.00	\$37,412.88	\$510.71	\$57,398.56	(\$19,095.68)	66.73%
Neche, SS. Nereus & Achilleus	23	3	13.04%	\$1,500.00		\$1,500.00	\$500.00	\$5,773.02	(\$4,273.02)	25.98%
Nekoma, St. Edward	19	6	31.58%	\$1,320.00	\$400.00	\$920.00	\$220.00	\$2,533.04	(\$1,213.04)	52.11%
New Rockford, St. John	172	57	33.14%	\$23,920.00	\$3,540.00	\$20,380.00	\$419.65	\$34,237.29	(\$10,317.29)	69.87%
Nortonville, Holy Spirit	21	5	23.81%	\$1,019.00		\$1,019.00	\$203.80	\$3,833.03	(\$2,814.03)	26.58%
Oakes, St. Charles Borromeo	165	51	30.91%	\$35,635.00	\$3,960.00	\$31,675.00	\$698.73	\$34,027.20	\$1,607.80	104.73%
Oakwood, Sacred Heart	38	10	26.32%	\$2,455.00	\$350.00	\$2,105.00	\$245.50	\$9,148.44	(\$6,693.44)	26.84%
Park River, St. Mary	158	52	32.91%	\$23,775.00	\$2,874.99	\$20,900.01	\$457.21	\$33,022.65	(\$9,247.65)	72.00%
Pembina, Assumption	40	17	42.50%	\$6,730.00	\$1,275.00	\$5,455.00	\$395.88	\$8,731.81	(\$2,001.81)	77.07%
Pisek, St. John Nepomucene	72	28	38.89%	\$13,010.00	\$4,350.00	\$8,660.00	\$464.64	\$14,805.65	(\$1,795.65)	87.87%
Reynolds, Our Lady of Perpetual Help	84	38	45.24%	\$19,706.00	\$2,630.00	\$17,076.00	\$518.58	\$24,804.83	(\$5,098.83)	79.44%
Rock Lake, Immaculate Heart of Mary	17	1	5.88%	\$300.00		\$300.00	\$300.00	\$4,219.06	(\$3,919.06)	7.11%
Rolette, Sacred Heart	60	12	20.00%	\$9,875.00		\$9,875.00	\$822.92	\$13,410.63	(\$3,535.63)	73.64%
Rolla, St. Joachim	61	15	24.59%	\$8,440.00	\$100.00	\$8,340.00	\$562.67	\$18,464.12	(\$10,024.12)	45.71%
Rugby, St. Therese/Little Flower	447	121	27.07%	\$48,306.33	\$4,185.00	\$44,121.33	\$399.23	\$72,622.27	(\$24,315.94)	66.52%
Saint John, St. John the Baptist	121	9	7.44%	\$2,100.00		\$2,100.00	\$233.33	\$18,309.43	(\$16,209.43)	11.47%
Saint Michael, St. Michael's Indian Mission	71	12	16.90%	\$13,400.00		\$13,400.00	\$1,116.67	\$14,225.71	(\$825.71)	94.20%
Sanborn, Sacred Heart	60	11	18.33%	\$3,951.00	\$500.00	\$3,451.00	\$359.18	\$11,287.56	(\$7,336.56)	35.00%
Selz, St. Anthony	37	17	45.95%	\$7,266.00	\$240.00	\$7,026.00	\$427.41	\$6,335.30	\$930.70	114.69%
Sheldon, Our Lady of the Scapular	46	8	17.39%	\$4,560.00	\$140.00	\$4,420.00	\$570.00	\$6,780.34	(\$2,220.34)	67.25%
Starkweather, Assumption of B.V.M.	19	9	47.37%	\$6,400.00	\$600.00	\$5,800.00	\$711.11	\$4,544.00	\$1,856.00	140.85%
Steele, St. Francis de Sales	85	25	29.41%	\$13,421.00	\$350.00	\$13,071.00	\$536.84	\$15,903.11	(\$2,482.11)	84.39%
Sykeston, St. Elizabeth	40	14	35.00%	\$4,350.00	\$550.00	\$3,800.00	\$310.71	\$7,855.09	(\$3,505.09)	55.38%
Tappen, St. Paul	25	3	12.00%	\$750.00		\$750.00	\$250.00	\$4,456.16	(\$3,706.16)	16.83%
Thompson, St. Jude	147	30	20.41%	\$20,590.00	\$5,347.50	\$15,242.50	\$686.33	\$27,708.16	(\$7,118.16)	74.31%
Tokio, Christ the King	6		0.00%	\$0.00				\$1,251.00	(\$1,251.00)	0.00%
Tolna, St. Joseph	28	13	46.43%	\$5,688.00	\$1,050.00	\$4,638.00	\$437.54	\$6,209.25	(\$521.25)	91.61%
Towner, St. Cecilia	109	32	29.36%	\$9,355.00	\$50.00	\$9,305.00	\$292.34	\$19,018.68	(\$9,663.68)	49.19%
Unaffiliated	1,231	40	3.25%	\$12,383.07	\$390.00	\$11,993.07	\$309.58	\$34,427.57	(\$22,044.50)	35.97%
Valley City, St. Catherine	457	115	25.16%	\$50,816.00	\$7,290.00	\$43,526.00	\$441.88	\$72,440.21	(\$21,624.21)	70.15%
Velva, St. Cecilia	138	22	15.94%	\$8,650.00	\$200.00	\$8,450.00	\$393.18	\$28,881.64	(\$20,231.64)	29.95%
Verona, St. Raphael	15	5	33.33%	\$1,775.00		\$1,775.00	\$355.00	\$2,080.80	(\$305.80)	85.30%
Veseleyville, St. Luke	24	16	66.67%	\$9,895.00	\$1,386.00	\$8,509.00	\$618.44	\$8,464.87	\$1,430.13	116.89%
Wahpeton, St. John	794	151	19.02%	\$62,201.00	\$8,866.50	\$53,334.50	\$411.93	\$115,121.79	(\$52,920.79)	54.03%



"Journey with Hope" – Hebrews 6:18-19

Diocese of Fargo
Status of 2025 God's Gift Appeal

Diocese of Fargo
Office of Stewardship and Development

Parish:	Number of Households	Number of Donors	Percent Participation	Total Amout of Gifts Pledged	Outstanding Pledge Balance	Total Amout of Gifts Received	Average Gift Amount	Parish Goal	Over/ Under to Goal	Percent to Goal
Walhalla, St. Boniface	151	18	11.92%	\$7,310.00	\$350.00	\$6,960.00	\$406.11	\$24,327.52	(\$17,017.52)	30.05%
Warsaw, St. Stanislaus	85	22	25.88%	\$8,865.00	\$600.00	\$8,265.00	\$402.95	\$25,064.67	(\$16,199.67)	35.37%
West Fargo, Blessed Sacrament	430	144	33.49%	\$58,101.00	\$11,261.00	\$46,840.00	\$403.48	\$71,975.59	(\$13,874.59)	80.72%
West Fargo, Holy Cross	2,089	234	11.20%	\$112,342.65	\$20,516.96	\$91,825.69	\$480.10	\$241,511.81	(\$129,169.16)	46.52%
Westhope, St. Andrew	64	4	6.25%	\$1,675.00	\$0.00	\$1,675.00	\$418.75	\$13,986.20	(\$12,311.20)	11.98%
Willow City, Notre Dame des Victoires	17	7	41.18%	\$3,850.00		\$3,850.00	\$550.00	\$4,102.19	(\$252.19)	93.85%
Wimbledon, St. Boniface	58	14	24.14%	\$6,415.00		\$6,415.00	\$458.21	\$10,239.88	(\$3,824.88)	62.65%
Windsor, St. Mathias of Windsor	28	11	39.29%	\$8,880.00	\$750.00	\$8,130.00	\$807.27	\$8,112.03	\$767.97	109.47%
Wishek, St. Patrick	67	22	32.84%	\$6,778.00	\$300.00	\$6,478.00	\$308.09	\$12,323.12	(\$5,545.12)	55.00%
Wyndmere, St. John the Baptist	90	34	37.78%	\$11,200.00	\$1,620.00	\$9,580.00	\$329.41	\$21,406.23	(\$10,206.23)	52.32%
Zeeland, St. Andrew	56	13	23.21%	\$11,125.00		\$11,125.00	\$855.77	\$16,782.50	(\$5,657.50)	66.29%
Totals:	24,005	5,026	20.94%	\$2,482,683.18	\$343,740.94	\$2,138,942.24	\$493.97	\$3,773,301.00	(\$1,290,617.82)	65.80%

Number of parishes:

- 100% of goal or above: 17
- 75% to 99% of goal: 21
- 50% to 74% of goal: 44
- 25% to 49% of goal: 30
- Below 25% of goal: 15



"Journey with Hope" - Hebrews 6:18-19

Diocese of Fargo
Status of 2025 God's Gift Appeal

Diocese of Fargo
Office of Stewardship and Development

Parish:	Number of Households	Number of Donors	Percent Participation	Total Amout of Gifts Pledged	Outstanding Pledge Balance	Total Amount of Gifts Received	Average Gift Amount	Parish Goal	Over/ Under to Goal	Percent to Goal
Totals for entire Diocese:	24,005	4,809	20.03%	\$2,375,646.22	\$327,680.09	\$2,047,966.13	\$494.00	\$3,773,301.00	(\$1,397,654.78)	62.96%
Anamoose, St. Francis Xavier	73	18	24.66%	\$7,250.00		\$7,250.00	\$402.78	\$12,272.58	(\$5,022.58)	59.07%
Aneta, Sacred Heart	14	6	42.86%	\$3,060.00		\$3,060.00	\$510.00	\$2,895.00	\$165.00	105.70%
Argusville, St. William	62	20	32.26%	\$9,150.00	\$1,012.50	\$8,137.50	\$457.50	\$13,333.01	(\$4,183.01)	68.63%
Ashley, St. David	32	10	31.25%	\$5,875.00	\$1,500.00	\$4,375.00	\$587.50	\$6,976.91	(\$1,101.91)	84.21%
Balta, Our Lady of Mt. Carmel	54	12	22.22%	\$5,255.04	\$918.78	\$4,336.26	\$437.92	\$8,385.14	(\$3,130.10)	62.67%
Bechyne, SS. Peter & Paul	35	20	57.14%	\$6,910.33	\$300.00	\$6,610.33	\$345.52	\$8,134.35	(\$1,224.02)	84.95%
Belcourt, St. Ann	165	21	12.73%	\$11,871.00	\$735.00	\$11,136.00	\$565.29	\$17,926.00	(\$6,055.00)	66.22%
Belcourt, St. Anthony	24	1	4.17%	\$400.00		\$400.00	\$400.00	\$3,865.10	(\$3,465.10)	10.35%
Belcourt, St. Benedict	48	6	12.50%	\$1,030.00	\$112.50	\$917.50	\$171.67	\$5,423.51	(\$4,393.51)	18.99%
Bisbee, Holy Rosary	22	9	40.91%	\$1,595.00		\$1,595.00	\$177.22	\$5,290.74	(\$3,695.74)	30.15%
Bottineau, St. Mark	200	33	16.50%	\$12,096.00	\$397.00	\$11,699.00	\$366.55	\$41,156.70	(\$29,060.70)	29.39%
Buchanan, St. Margaret	36	13	36.11%	\$4,962.48	\$420.00	\$4,542.48	\$381.73	\$5,642.78	(\$680.30)	87.94%
Buffalo, St. Thomas	43	8	18.60%	\$5,650.00		\$5,650.00	\$706.25	\$10,217.09	(\$4,567.09)	55.30%
Cando, Sacred Heart	82	18	21.95%	\$9,468.00	\$636.00	\$8,832.00	\$526.00	\$19,808.35	(\$10,340.35)	47.80%
Carrington, Sacred Heart	196	55	28.06%	\$31,216.00	\$5,600.00	\$25,616.00	\$567.56	\$38,771.49	(\$7,555.49)	80.51%
Casselton, St. Leo	257	51	19.84%	\$32,354.00	\$9,224.31	\$23,129.69	\$634.39	\$64,992.17	(\$32,638.17)	49.78%
Cavalier, St. Brigid	92	15	16.30%	\$5,570.00	\$80.00	\$5,490.00	\$371.33	\$21,890.32	(\$16,320.32)	25.45%
Cayuga, SS. Peter & Paul	26	17	65.38%	\$6,838.00	\$186.00	\$6,652.00	\$402.24	\$7,286.13	(\$448.13)	93.85%
Cooperstown, St. George	62	28	45.16%	\$9,215.00		\$9,215.00	\$329.11	\$13,911.24	(\$4,696.24)	66.24%
Crystal, St. Patrick	30	8	26.67%	\$3,540.00		\$3,540.00	\$442.50	\$8,518.23	(\$4,978.23)	41.56%
Dazey, St. Mary	37	13	35.14%	\$4,900.00	\$400.00	\$4,500.00	\$376.92	\$7,885.85	(\$2,985.85)	62.14%
Devils Lake, St. Joseph	970	217	22.37%	\$105,932.00	\$11,015.00	\$94,917.00	\$488.17	\$130,009.17	(\$24,077.17)	81.48%
Dickey, Assumption	27	7	25.93%	\$1,050.00	\$100.00	\$950.00	\$150.00	\$3,831.08	(\$2,781.08)	27.41%
Drake, St. Margaret Mary	79	17	21.52%	\$5,195.00		\$5,195.00	\$305.59	\$10,699.45	(\$5,504.45)	48.55%
Drayton, St. Edward	56	10	17.86%	\$5,730.00		\$5,730.00	\$573.00	\$11,825.72	(\$6,095.72)	48.45%
Dunseith, St. Michael the Archangel	107	7	6.54%	\$1,585.00	\$300.00	\$1,285.00	\$226.43	\$12,968.23	(\$11,383.23)	12.22%
Edgeley, Transfiguration	92	18	19.57%	\$8,371.00	\$150.00	\$8,221.00	\$465.06	\$23,602.57	(\$15,231.57)	35.47%
Ellendale, St. Helena	73	19	26.03%	\$6,141.00	\$1,200.00	\$4,941.00	\$323.21	\$19,369.93	(\$13,228.93)	31.70%
Enderlin, St. Patrick	79	19	24.05%	\$7,005.00	\$2,775.00	\$4,230.00	\$368.68	\$10,185.50	(\$3,180.50)	68.77%
Esmond, St. Boniface	43	13	30.23%	\$7,426.00		\$7,426.00	\$571.23	\$7,468.87	(\$42.87)	99.43%
Fairmount, St. Anthony	53	18	33.96%	\$6,570.00		\$6,570.00	\$365.00	\$9,542.75	(\$2,972.75)	68.85%
Fargo, Cathedral of St. Mary	436	99	22.71%	\$75,405.64	\$31,919.13	\$43,486.51	\$761.67	\$73,864.86	\$1,540.78	102.09%
Fargo, Holy Spirit	859	223	25.96%	\$131,160.88	\$17,206.15	\$113,954.73	\$588.17	\$143,630.29	(\$12,469.41)	91.32%
Fargo, Nativity	1,247	197	15.80%	\$75,743.24	\$6,870.21	\$68,873.03	\$384.48	\$134,548.83	(\$58,805.59)	56.29%
Fargo, SS. Anne & Joachim	1,679	281	16.74%	\$207,415.71	\$40,340.86	\$167,074.85	\$738.13	\$252,088.82	(\$44,673.11)	82.28%
Fargo, St. Anthony of Padua	652	175	26.84%	\$81,371.04	\$22,077.25	\$59,293.79	\$464.98	\$95,840.54	(\$14,469.50)	84.90%
Fargo, St. Paul Newman	30	19	63.33%	\$14,950.00	\$2,570.00	\$12,380.00	\$786.84	\$8,812.77	\$6,137.23	169.64%
Fessenden, St. Augustine	50	14	28.00%	\$6,825.00		\$6,825.00	\$487.50	\$10,569.95	(\$3,744.95)	64.57%



"Journey with Hope" - Hebrews 6:18-19

Diocese of Fargo
Status of 2025 God's Gift Appeal

Diocese of Fargo
Office of Stewardship and Development

Parish:	Number of Households	Number of Donors	Percent Participation	Total Amout of Gifts Pledged	Outstanding Pledge Balance	Total Amount of Gifts Received	Average Gift Amount	Parish Goal	Over/ Under to Goal	Percent to Goal
Fingal, Holy Trinity	63	17	26.98%	\$5,825.00	\$210.00	\$5,615.00	\$342.65	\$11,812.43	(\$5,987.43)	49.31%
Finley, St. Olaf	24	4	16.67%	\$510.00		\$510.00	\$127.50	\$4,642.50	(\$4,132.50)	10.99%
Forman, St. Mary	66	24	36.36%	\$12,738.00		\$12,738.00	\$530.75	\$13,341.73	(\$603.73)	95.47%
Fort Totten, Seven Dolors	37	3	8.11%	\$1,150.00	\$200.00	\$950.00	\$383.33	\$6,670.00	(\$5,520.00)	17.24%
Fullerton, St. Patrick	24	4	16.67%	\$2,600.00		\$2,600.00	\$650.00	\$6,636.00	(\$4,036.00)	39.18%
Geneseo, St. Martin	41	8	19.51%	\$3,550.00		\$3,550.00	\$443.75	\$6,701.49	(\$3,151.49)	52.97%
Grafton, St. John the Evangelist	487	75	15.40%	\$40,460.04	\$5,225.66	\$35,234.38	\$539.47	\$87,229.45	(\$46,769.41)	46.38%
Grand Forks, Holy Family	1,052	161	15.30%	\$65,153.00	\$5,429.64	\$59,723.36	\$404.68	\$140,859.94	(\$75,706.94)	46.25%
Grand Forks, St. Mary	410	87	21.22%	\$48,632.00	\$764.75	\$47,867.25	\$558.99	\$73,040.26	(\$24,408.26)	66.58%
Grand Forks, St. Michael	1,433	234	16.33%	\$120,571.00	\$21,494.00	\$99,077.00	\$515.26	\$208,832.52	(\$88,261.52)	57.74%
Grand Forks, St. Thomas Aquinas	39	6	15.38%	\$2,050.00	\$1,200.00	\$850.00	\$341.67	\$13,493.17	(\$11,443.17)	15.19%
Gwinner, St. Vincent	35	5	14.29%	\$1,120.00		\$1,120.00	\$224.00	\$7,209.51	(\$6,089.51)	15.54%
Hankinson, St. Philip	185	43	23.24%	\$18,130.00	\$225.00	\$17,905.00	\$421.63	\$30,878.94	(\$12,748.94)	58.71%
Harvey, St. Cecilia	238	85	35.71%	\$43,385.00	\$4,895.00	\$38,490.00	\$510.41	\$43,340.67	\$44.33	100.10%
Hillsboro, St. Rose of Lima	189	45	23.81%	\$19,675.00	\$3,423.36	\$16,251.64	\$437.22	\$28,591.06	(\$8,916.06)	68.82%
Hope, St. Agatha	55	17	30.91%	\$9,304.00		\$9,304.00	\$547.29	\$9,715.14	(\$411.14)	95.77%
Horace, St. Benedict	235	53	22.55%	\$33,456.33	\$4,165.00	\$29,291.33	\$631.25	\$62,009.82	(\$28,553.49)	53.95%
Hunter, St. Agnes	25	4	16.00%	\$1,800.00		\$1,800.00	\$450.00	\$7,230.59	(\$5,430.59)	24.89%
Jamestown, Basilica of St. James	997	170	17.05%	\$102,604.18	\$15,335.06	\$87,269.12	\$603.55	\$154,604.17	(\$51,999.99)	66.37%
Jessie, St. Lawrence	35	15	42.86%	\$8,996.00	\$150.00	\$8,846.00	\$599.73	\$8,120.35	\$875.65	110.78%
Karlsruhe, SS. Peter & Paul	37	3	8.11%	\$1,000.00	\$0.00	\$1,000.00	\$333.33	\$7,701.00	(\$6,701.00)	12.99%
Kensal, St. John	21	8	38.10%	\$2,800.00		\$2,800.00	\$350.00	\$6,110.39	(\$3,310.39)	45.82%
Kindred, St. Maurice	96	19	19.79%	\$12,218.92	\$3,147.50	\$9,071.42	\$643.10	\$19,885.76	(\$7,666.84)	61.45%
Knox, St. Mary	25	5	20.00%	\$2,680.00		\$2,680.00	\$536.00	\$4,401.86	(\$1,721.86)	60.88%
Lakota, St. Mary	66	19	28.79%	\$4,535.00	\$300.00	\$4,235.00	\$238.68	\$11,226.26	(\$6,691.26)	40.40%
Lamoure, Holy Rosary	100	34	34.00%	\$12,180.00	\$2,112.50	\$10,067.50	\$358.24	\$25,432.34	(\$13,252.34)	47.89%
Langdon, St. Alphonsus	319	77	24.14%	\$32,692.50	\$2,372.25	\$30,320.25	\$424.58	\$33,317.20	(\$624.70)	98.12%
Lankin, St. Joseph	30	13	43.33%	\$8,540.63	\$299.93	\$8,240.70	\$656.97	\$8,071.33	\$469.30	105.81%
Larimore, St. Stephen	151	25	16.56%	\$9,893.00	\$2,824.00	\$7,069.00	\$395.72	\$26,259.64	(\$16,366.64)	37.67%
Leeds, St. Vincent de Paul	25	7	28.00%	\$1,235.00	\$50.00	\$1,185.00	\$176.43	\$5,089.59	(\$3,854.59)	24.27%
Lidgerwood, St. Boniface	134	34	25.37%	\$20,210.00	\$4,890.00	\$15,320.00	\$594.41	\$23,021.28	(\$2,811.28)	87.79%
Lisbon, St. Aloysius	171	43	25.15%	\$14,261.36	\$1,950.00	\$12,311.36	\$331.66	\$32,405.53	(\$18,144.17)	44.01%
Maddock, St. William	49	16	32.65%	\$9,710.00		\$9,710.00	\$606.88	\$10,565.75	(\$855.75)	91.90%
Mantador, SS. Peter & Paul	55	22	40.00%	\$9,838.00		\$9,838.00	\$447.18	\$10,787.67	(\$949.67)	91.20%
Manvel, St. Timothy	131	31	23.66%	\$13,020.00	\$2,098.75	\$10,921.25	\$420.00	\$23,573.88	(\$10,553.88)	55.23%
Mayville, Our Lady of Peace	108	38	35.19%	\$19,447.00	\$1,164.00	\$18,283.00	\$511.76	\$27,042.03	(\$7,595.03)	71.91%
McClusky, Holy Family	19	2	10.53%	\$1,400.00		\$1,400.00	\$700.00	\$3,758.24	(\$2,358.24)	37.25%
McHenry, SS. Peter & Paul	26	16	61.54%	\$5,481.40	\$952.50	\$4,528.90	\$342.59	\$5,310.59	\$170.81	103.22%
Medina, St. Mary	30	12	40.00%	\$5,025.00		\$5,025.00	\$418.75	\$8,045.00	(\$3,020.00)	62.46%



"Journey with Hope" - Hebrews 6:18-19

Diocese of Fargo
Status of 2025 God's Gift Appeal

Diocese of Fargo
Office of Stewardship and Development

Parish:	Number of Households	Number of Donors	Percent Participation	Total Amout of Gifts Pledged	Outstanding Pledge Balance	Total Amount of Gifts Received	Average Gift Amount	Parish Goal	Over/ Under to Goal	Percent to Goal
Michigan, St. Lawrence O'Toole	44	10	22.73%	\$2,067.56	\$843.80	\$1,223.76	\$206.76	\$8,525.04	(\$6,457.48)	24.25%
Milnor, St. Arnold	64	12	18.75%	\$5,355.00		\$5,355.00	\$446.25	\$10,012.45	(\$4,657.45)	53.48%
Minto, Sacred Heart	167	44	26.35%	\$14,210.00	\$1,715.00	\$12,495.00	\$322.95	\$32,171.56	(\$17,961.56)	44.17%
Mooreton, St. Anthony	64	19	29.69%	\$8,560.00	\$1,050.00	\$7,510.00	\$450.53	\$13,635.43	(\$5,075.43)	62.78%
Munich, St. Mary	66	26	39.39%	\$17,525.00		\$17,525.00	\$674.04	\$16,385.41	\$1,139.59	106.95%
Napoleon, St. Philip Neri	250	74	29.60%	\$38,052.88	\$970.00	\$37,082.88	\$514.23	\$57,398.56	(\$19,345.68)	66.30%
Neche, SS. Nereus & Achilleus	23	2	8.70%	\$1,300.00		\$1,300.00	\$650.00	\$5,773.02	(\$4,473.02)	22.52%
Nekoma, St. Edward	19	6	31.58%	\$1,320.00	\$400.00	\$920.00	\$220.00	\$2,533.04	(\$1,213.04)	52.11%
New Rockford, St. John	172	55	31.98%	\$23,120.00	\$3,540.00	\$19,580.00	\$420.36	\$34,237.29	(\$11,117.29)	67.53%
Nortonville, Holy Spirit	21	3	14.29%	\$625.00		\$625.00	\$208.33	\$3,833.03	(\$3,208.03)	16.31%
Oakes, St. Charles Borromeo	165	50	30.30%	\$34,635.00	\$2,960.00	\$31,675.00	\$692.70	\$34,027.20	\$607.80	101.79%
Oakwood, Sacred Heart	38	9	23.68%	\$2,355.00	\$350.00	\$2,005.00	\$261.67	\$9,148.44	(\$6,793.44)	25.74%
Park River, St. Mary	158	52	32.91%	\$23,775.00	\$2,906.24	\$20,868.76	\$457.21	\$33,022.65	(\$9,247.65)	72.00%
Pembina, Assumption	40	17	42.50%	\$6,730.00	\$1,500.00	\$5,230.00	\$395.88	\$8,731.81	(\$2,001.81)	77.07%
Pisek, St. John Nepomucene	72	27	37.50%	\$12,860.00	\$4,350.00	\$8,510.00	\$476.30	\$14,805.65	(\$1,945.65)	86.86%
Reynolds, Our Lady of Perpetual Help	84	36	42.86%	\$17,606.00	\$880.00	\$16,726.00	\$489.06	\$24,804.83	(\$7,198.83)	70.98%
Rock Lake, Immaculate Heart of Mary	17	1	5.88%	\$300.00		\$300.00	\$300.00	\$4,219.06	(\$3,919.06)	7.11%
Rolette, Sacred Heart	60	12	20.00%	\$9,875.00		\$9,875.00	\$822.92	\$13,410.63	(\$3,535.63)	73.64%
Rolla, St. Joachim	61	12	19.67%	\$7,715.00		\$7,715.00	\$642.92	\$18,464.12	(\$10,749.12)	41.78%
Rugby, St. Therese/Little Flower	447	116	25.95%	\$42,872.34	\$4,185.00	\$38,687.34	\$369.59	\$72,622.27	(\$29,749.93)	59.03%
Saint John, St. John the Baptist	121	7	5.79%	\$1,650.00		\$1,650.00	\$235.71	\$18,309.43	(\$16,659.43)	9.01%
Saint Michael, St. Michael's Indian Mission	71	12	16.90%	\$13,400.00		\$13,400.00	\$1,116.67	\$14,225.71	(\$825.71)	94.20%
Sanborn, Sacred Heart	60	10	16.67%	\$3,451.00	\$500.00	\$2,951.00	\$345.10	\$11,287.56	(\$7,836.56)	30.57%
Selz, St. Anthony	37	17	45.95%	\$7,266.00	\$240.00	\$7,026.00	\$427.41	\$6,335.30	\$930.70	114.69%
Sheldon, Our Lady of the Scapular	46	8	17.39%	\$4,560.00	\$140.00	\$4,420.00	\$570.00	\$6,780.34	(\$2,220.34)	67.25%
Starkweather, Assumption of B.V.M.	19	9	47.37%	\$6,400.00	\$600.00	\$5,800.00	\$711.11	\$4,544.00	\$1,856.00	140.85%
Steele, St. Francis de Sales	85	23	27.06%	\$12,821.00	\$400.00	\$12,421.00	\$557.43	\$15,903.11	(\$3,082.11)	80.62%
Sykeston, St. Elizabeth	40	14	35.00%	\$4,350.00	\$550.00	\$3,800.00	\$310.71	\$7,855.09	(\$3,505.09)	55.38%
Tappen, St. Paul	25	3	12.00%	\$750.00		\$750.00	\$250.00	\$4,456.16	(\$3,706.16)	16.83%
Thompson, St. Jude	147	28	19.05%	\$18,590.00	\$4,035.00	\$14,555.00	\$663.93	\$27,708.16	(\$9,118.16)	67.09%
Tokio, Christ the King	6		0.00%	\$0.00				\$1,251.00	(\$1,251.00)	0.00%
Tolna, St. Joseph	28	13	46.43%	\$5,688.00	\$1,050.00	\$4,638.00	\$437.54	\$6,209.25	(\$521.25)	91.61%
Towner, St. Cecilia	109	30	27.52%	\$8,855.00	\$50.00	\$8,805.00	\$295.17	\$19,018.68	(\$10,163.68)	46.56%
Unaffiliated	1,231	40	3.25%	\$12,383.07	\$390.00	\$11,993.07	\$309.58	\$34,427.57	(\$22,044.50)	35.97%
Valley City, St. Catherine	457	111	24.29%	\$49,476.00	\$6,590.00	\$42,886.00	\$445.73	\$72,440.21	(\$22,964.21)	68.30%
Velva, St. Cecilia	138	19	13.77%	\$7,200.00	\$200.00	\$7,000.00	\$378.95	\$28,881.64	(\$21,681.64)	24.93%
Verona, St. Raphael	15	3	20.00%	\$1,175.00		\$1,175.00	\$391.67	\$2,080.80	(\$905.80)	56.47%
Veseleyville, St. Luke	24	16	66.67%	\$9,895.00	\$1,386.00	\$8,509.00	\$618.44	\$8,464.87	\$1,430.13	116.89%
Wahpeton, St. John	794	143	18.01%	\$57,331.00	\$7,441.50	\$49,889.50	\$400.92	\$115,121.79	(\$57,790.79)	49.80%



"Journey with Hope" – Hebrews 6:18-19

Diocese of Fargo
Status of 2025 God's Gift Appeal

Diocese of Fargo
Office of Stewardship and Development

Parish:	Number of Households	Number of Donors	Percent Participation	Total Amout of Gifts Pledged	Outstanding Pledge Balance	Total Amount of Gifts Received	Average Gift Amount	Parish Goal	Over/ Under to Goal	Percent to Goal
Walhalla, St. Boniface	151	17	11.26%	\$6,910.00		\$6,910.00	\$406.47	\$24,327.52	(\$17,417.52)	28.40%
Warsaw, St. Stanislaus	85	22	25.88%	\$8,865.00	\$600.00	\$8,265.00	\$402.95	\$25,064.67	(\$16,199.67)	35.37%
West Fargo, Blessed Sacrament	430	140	32.56%	\$57,306.00	\$11,136.00	\$46,170.00	\$409.33	\$71,975.59	(\$14,669.59)	79.62%
West Fargo, Holy Cross	2,089	222	10.63%	\$107,397.65	\$20,776.96	\$86,620.69	\$483.77	\$241,511.81	(\$134,114.16)	44.47%
Westhope, St. Andrew	64	1	1.56%	\$400.00		\$400.00	\$400.00	\$13,986.20	(\$13,586.20)	2.86%
Willow City, Notre Dame des Victoires	17	7	41.18%	\$3,850.00		\$3,850.00	\$550.00	\$4,102.19	(\$252.19)	93.85%
Wimbledon, St. Boniface	58	13	22.41%	\$5,875.00		\$5,875.00	\$451.92	\$10,239.88	(\$4,364.88)	57.37%
Windsor, St. Mathias of Windsor	28	10	35.71%	\$5,880.00	\$750.00	\$5,130.00	\$588.00	\$8,112.03	(\$2,232.03)	72.48%
Wishek, St. Patrick	67	22	32.84%	\$6,778.00	\$400.00	\$6,378.00	\$308.09	\$12,323.12	(\$5,545.12)	55.00%
Wyndmere, St. John the Baptist	90	34	37.78%	\$11,200.00	\$1,870.00	\$9,330.00	\$329.41	\$21,406.23	(\$10,206.23)	52.32%
Zeeland, St. Andrew	56	13	23.21%	\$11,125.00		\$11,125.00	\$855.77	\$16,782.50	(\$5,657.50)	66.29%
Totals:	24,005	4,809	20.03%	\$2,375,646.22	\$327,680.09	\$2,047,966.13	\$494.00	\$3,773,301.00	(\$1,397,654.78)	62.96%

Number of parishes:

- 100% of goal or above: 12
- 75% to 99% of goal: 23
- 50% to 74% of goal: 42
- 25% to 49% of goal: 31
- Below 25% of goal: 19



"Journey with Hope" - Hebrews 6:18-19

Diocese of Fargo
Status of 2025 God's Gift Appeal

Diocese of Fargo
Office of Stewardship and Development

Parish:	Number of Households	Number of Donors	Percent Participation	Total Amout of Gifts Pledged	Outstanding Pledge Balance	Total Amount of Gifts Received	Average Gift Amount	Parish Goal	Over/ Under to Goal	Percent to Goal
Totals for entire Diocese:	24,005	4,334	18.05%	\$2,193,316.18	\$316,703.37	\$1,876,612.81	\$506.07	\$3,773,301.00	(\$1,579,984.82)	58.13%
Anamoose, St. Francis Xavier	73	13	17.81%	\$6,075.00		\$6,075.00	\$467.31	\$12,272.58	(\$6,197.58)	49.50%
Aneta, Sacred Heart	14	5	35.71%	\$2,960.00		\$2,960.00	\$592.00	\$2,895.00	\$65.00	102.25%
Argusville, St. William	62	19	30.65%	\$6,650.00	\$1,012.50	\$5,637.50	\$350.00	\$13,333.01	(\$6,683.01)	49.88%
Ashley, St. David	32	9	28.13%	\$5,775.00	\$1,500.00	\$4,275.00	\$641.67	\$6,976.91	(\$1,201.91)	82.77%
Balta, Our Lady of Mt. Carmel	54	11	20.37%	\$4,755.04	\$1,071.91	\$3,683.13	\$432.28	\$8,385.14	(\$3,630.10)	56.71%
Bechyne, SS. Peter & Paul	35	18	51.43%	\$5,710.33	\$300.00	\$5,410.33	\$317.24	\$8,134.35	(\$2,424.02)	70.20%
Belcourt, St. Ann	165	19	11.52%	\$11,191.00	\$490.00	\$10,701.00	\$589.00	\$17,926.00	(\$6,735.00)	62.43%
Belcourt, St. Anthony	24	1	4.17%	\$400.00		\$400.00	\$400.00	\$3,865.10	(\$3,465.10)	10.35%
Belcourt, St. Benedict	48	6	12.50%	\$1,030.00	\$112.50	\$917.50	\$171.67	\$5,423.51	(\$4,393.51)	18.99%
Bisbee, Holy Rosary	22	8	36.36%	\$1,545.00		\$1,545.00	\$193.13	\$5,290.74	(\$3,745.74)	29.20%
Bottineau, St. Mark	200	25	12.50%	\$10,954.00	\$190.00	\$10,764.00	\$438.16	\$41,156.70	(\$30,202.70)	26.62%
Buchanan, St. Margaret	36	12	33.33%	\$4,762.48	\$420.00	\$4,342.48	\$396.87	\$5,642.78	(\$880.30)	84.40%
Buffalo, St. Thomas	43	8	18.60%	\$5,650.00		\$5,650.00	\$706.25	\$10,217.09	(\$4,567.09)	55.30%
Cando, Sacred Heart	82	12	14.63%	\$7,735.00		\$7,735.00	\$644.58	\$19,808.35	(\$12,073.35)	39.05%
Carrington, Sacred Heart	196	49	25.00%	\$29,816.00	\$5,350.00	\$24,466.00	\$608.49	\$38,771.49	(\$8,955.49)	76.90%
Casselton, St. Leo	257	41	15.95%	\$27,189.00	\$8,614.31	\$18,574.69	\$663.15	\$64,992.17	(\$37,803.17)	41.83%
Cavalier, St. Brigid	92	12	13.04%	\$3,770.00	\$80.00	\$3,690.00	\$314.17	\$21,890.32	(\$18,120.32)	17.22%
Cayuga, SS. Peter & Paul	26	16	61.54%	\$6,038.00	\$186.00	\$5,852.00	\$377.38	\$7,286.13	(\$1,248.13)	82.87%
Cooperstown, St. George	62	23	37.10%	\$7,780.00		\$7,780.00	\$338.26	\$13,911.24	(\$6,131.24)	55.93%
Crystal, St. Patrick	30	7	23.33%	\$3,390.00		\$3,390.00	\$484.29	\$8,518.23	(\$5,128.23)	39.80%
Dazey, St. Mary	37	9	24.32%	\$3,700.00		\$3,700.00	\$411.11	\$7,885.85	(\$4,185.85)	46.92%
Devils Lake, St. Joseph	970	200	20.62%	\$100,972.00	\$11,405.00	\$89,567.00	\$504.86	\$130,009.17	(\$29,037.17)	77.67%
Dickey, Assumption	27	6	22.22%	\$950.00		\$950.00	\$158.33	\$3,831.08	(\$2,881.08)	24.80%
Drake, St. Margaret Mary	79	13	16.46%	\$3,075.00		\$3,075.00	\$236.54	\$10,699.45	(\$7,624.45)	28.74%
Drayton, St. Edward	56	9	16.07%	\$5,630.00		\$5,630.00	\$625.56	\$11,825.72	(\$6,195.72)	47.61%
Dunseith, St. Michael the Archangel	107	7	6.54%	\$1,585.00	\$350.00	\$1,235.00	\$226.43	\$12,968.23	(\$11,383.23)	12.22%
Edgeley, Transfiguration	92	16	17.39%	\$7,865.00	\$150.00	\$7,715.00	\$491.56	\$23,602.57	(\$15,737.57)	33.32%
Ellendale, St. Helena	73	15	20.55%	\$4,616.00	\$700.00	\$3,916.00	\$307.73	\$19,369.93	(\$14,753.93)	23.83%
Enderlin, St. Patrick	79	17	21.52%	\$6,915.00	\$2,775.00	\$4,140.00	\$406.76	\$10,185.50	(\$3,270.50)	67.89%
Esmond, St. Boniface	43	10	23.26%	\$6,990.00		\$6,990.00	\$699.00	\$7,468.87	(\$478.87)	93.59%
Fairmount, St. Anthony	53	18	33.96%	\$6,570.00		\$6,570.00	\$365.00	\$9,542.75	(\$2,972.75)	68.85%
Fargo, Cathedral of St. Mary	436	95	21.79%	\$71,250.64	\$32,119.13	\$39,131.51	\$750.01	\$73,864.86	(\$2,614.22)	96.46%
Fargo, Holy Spirit	859	204	23.75%	\$126,018.88	\$16,649.15	\$109,369.73	\$617.74	\$143,630.29	(\$17,611.41)	87.74%
Fargo, Nativity	1,247	186	14.92%	\$73,374.24	\$6,401.21	\$66,973.03	\$394.49	\$134,548.83	(\$61,174.59)	54.53%
Fargo, SS. Anne & Joachim	1,679	256	15.25%	\$185,023.71	\$37,477.84	\$147,545.87	\$722.75	\$252,088.82	(\$67,065.11)	73.40%
Fargo, St. Anthony of Padua	652	162	24.85%	\$75,746.00	\$20,774.75	\$54,971.25	\$467.57	\$95,840.54	(\$20,094.54)	79.03%
Fargo, St. Paul Newman	30	19	63.33%	\$14,950.00	\$2,570.00	\$12,380.00	\$786.84	\$8,812.77	\$6,137.23	169.64%
Fessenden, St. Augustine	50	12	24.00%	\$6,025.00		\$6,025.00	\$502.08	\$10,569.95	(\$4,544.95)	57.00%



"Journey with Hope" – Hebrews 6:18-19

Diocese of Fargo
Status of 2025 God's Gift Appeal

Diocese of Fargo
Office of Stewardship and Development

Parish:	Number of Households	Number of Donors	Percent Participation	Total Amout of Gifts Pledged	Outstanding Pledge Balance	Total Amount of Gifts Received	Average Gift Amount	Parish Goal	Over/ Under to Goal	Percent to Goal
Fingal, Holy Trinity	63	13	20.63%	\$4,535.00		\$4,535.00	\$348.85	\$11,812.43	(\$7,277.43)	38.39%
Finley, St. Olaf	24	4	16.67%	\$510.00		\$510.00	\$127.50	\$4,642.50	(\$4,132.50)	10.99%
Forman, St. Mary	66	22	33.33%	\$12,380.00		\$12,380.00	\$562.73	\$13,341.73	(\$961.73)	92.79%
Fort Totten, Seven Dolors	37	3	8.11%	\$1,150.00	\$200.00	\$950.00	\$383.33	\$6,670.00	(\$5,520.00)	17.24%
Fullerton, St. Patrick	24	3	12.50%	\$2,200.00		\$2,200.00	\$733.33	\$6,636.00	(\$4,436.00)	33.15%
Geneseo, St. Martin	41	8	19.51%	\$3,550.00		\$3,550.00	\$443.75	\$6,701.49	(\$3,151.49)	52.97%
Grafton, St. John the Evangelist	487	64	13.14%	\$38,050.04	\$4,340.66	\$33,709.38	\$594.53	\$87,229.45	(\$49,179.41)	43.62%
Grand Forks, Holy Family	1,052	141	13.40%	\$55,333.00	\$5,199.64	\$50,133.36	\$392.43	\$140,859.94	(\$85,526.94)	39.28%
Grand Forks, St. Mary	410	83	20.24%	\$46,462.00	\$855.75	\$45,606.25	\$559.78	\$73,040.26	(\$26,578.26)	63.61%
Grand Forks, St. Michael	1,433	207	14.45%	\$110,975.00	\$21,462.50	\$89,512.50	\$536.11	\$208,832.52	(\$97,857.52)	53.14%
Grand Forks, St. Thomas Aquinas	39	5	12.82%	\$1,210.00	\$360.00	\$850.00	\$242.00	\$13,493.17	(\$12,283.17)	8.97%
Gwinner, St. Vincent	35	4	11.43%	\$870.00		\$870.00	\$217.50	\$7,209.51	(\$6,339.51)	12.07%
Hankinson, St. Philip	185	40	21.62%	\$17,430.00	\$225.00	\$17,205.00	\$435.75	\$30,878.94	(\$13,448.94)	56.45%
Harvey, St. Cecilia	238	77	32.35%	\$41,065.00	\$5,165.00	\$35,900.00	\$533.31	\$43,340.67	(\$2,275.67)	94.75%
Hillsboro, St. Rose of Lima	189	43	22.75%	\$18,585.00	\$3,473.36	\$15,111.64	\$432.21	\$28,591.06	(\$10,006.06)	65.00%
Hope, St. Agatha	55	15	27.27%	\$9,075.00		\$9,075.00	\$605.00	\$9,715.14	(\$640.14)	93.41%
Horace, St. Benedict	235	52	22.13%	\$33,056.33	\$3,970.00	\$29,086.33	\$635.70	\$62,009.82	(\$28,953.49)	53.31%
Hunter, St. Agnes	25	4	16.00%	\$1,550.00		\$1,550.00	\$387.50	\$7,230.59	(\$5,680.59)	21.44%
Jamestown, Basilica of St. James	997	152	15.25%	\$97,838.18	\$15,571.73	\$82,266.45	\$643.67	\$154,604.17	(\$56,765.99)	63.28%
Jessie, St. Lawrence	35	15	42.86%	\$8,996.00	\$150.00	\$8,846.00	\$599.73	\$8,120.35	\$875.65	110.78%
Karlsruhe, SS. Peter & Paul	37	3	8.11%	\$1,000.00	\$0.00	\$1,000.00	\$333.33	\$7,701.00	(\$6,701.00)	12.99%
Kensal, St. John	21	8	38.10%	\$2,800.00		\$2,800.00	\$350.00	\$6,110.39	(\$3,310.39)	45.82%
Kindred, St. Maurice	96	18	18.75%	\$11,368.92	\$3,247.50	\$8,121.42	\$631.61	\$19,885.76	(\$8,516.84)	57.17%
Knox, St. Mary	25	5	20.00%	\$2,680.00		\$2,680.00	\$536.00	\$4,401.86	(\$1,721.86)	60.88%
Lakota, St. Mary	66	17	25.76%	\$4,235.00	\$300.00	\$3,935.00	\$249.12	\$11,226.26	(\$6,991.26)	37.72%
Lamoure, Holy Rosary	100	32	32.00%	\$10,930.00	\$2,112.50	\$8,817.50	\$341.56	\$25,432.34	(\$14,502.34)	42.98%
Langdon, St. Alphonsus	319	67	21.00%	\$28,194.50	\$2,372.25	\$25,822.25	\$420.81	\$33,317.20	(\$5,122.70)	84.62%
Lankin, St. Joseph	30	13	43.33%	\$8,540.63	\$299.93	\$8,240.70	\$656.97	\$8,071.33	\$469.30	105.81%
Larimore, St. Stephen	151	23	15.23%	\$8,793.00	\$2,889.00	\$5,904.00	\$382.30	\$26,259.64	(\$17,466.64)	33.48%
Leeds, St. Vincent de Paul	25	6	24.00%	\$735.00	\$50.00	\$685.00	\$122.50	\$5,089.59	(\$4,354.59)	14.44%
Lidgerwood, St. Boniface	134	26	19.40%	\$17,835.00	\$3,900.00	\$13,935.00	\$685.96	\$23,021.28	(\$5,186.28)	77.47%
Lisbon, St. Aloysius	171	40	23.39%	\$13,441.36	\$2,000.00	\$11,441.36	\$336.03	\$32,405.53	(\$18,964.17)	41.48%
Maddock, St. William	49	16	32.65%	\$9,710.00		\$9,710.00	\$606.88	\$10,565.75	(\$855.75)	91.90%
Mantador, SS. Peter & Paul	55	19	34.55%	\$9,270.00		\$9,270.00	\$487.89	\$10,787.67	(\$1,517.67)	85.93%
Manvel, St. Timothy	131	28	21.37%	\$10,970.00	\$2,098.75	\$8,871.25	\$391.79	\$23,573.88	(\$12,603.88)	46.53%
Mayville, Our Lady of Peace	108	31	28.70%	\$17,092.00	\$1,164.00	\$15,928.00	\$551.35	\$27,042.03	(\$9,950.03)	63.21%
McClusky, Holy Family	19	2	10.53%	\$1,400.00		\$1,400.00	\$700.00	\$3,758.24	(\$2,358.24)	37.25%
McHenry, SS. Peter & Paul	26	15	57.69%	\$4,731.40	\$972.50	\$3,758.90	\$315.43	\$5,310.59	(\$579.19)	89.09%
Medina, St. Mary	30	9	30.00%	\$4,500.00		\$4,500.00	\$500.00	\$8,045.00	(\$3,545.00)	55.94%



"Journey with Hope" - Hebrews 6:18-19

Diocese of Fargo
Status of 2025 God's Gift Appeal

Diocese of Fargo
Office of Stewardship and Development

Parish:	Number of Households	Number of Donors	Percent Participation	Total Amout of Gifts Pledged	Outstanding Pledge Balance	Total Amount of Gifts Received	Average Gift Amount	Parish Goal	Over/ Under to Goal	Percent to Goal
Michigan, St. Lawrence O'Toole	44	9	20.45%	\$2,042.56	\$843.80	\$1,198.76	\$226.95	\$8,525.04	(\$6,482.48)	23.96%
Milnor, St. Arnold	64	11	17.19%	\$4,955.00		\$4,955.00	\$450.45	\$10,012.45	(\$5,057.45)	49.49%
Minto, Sacred Heart	167	41	24.55%	\$13,215.00	\$1,160.00	\$12,055.00	\$322.32	\$32,171.56	(\$18,956.56)	41.08%
Mooreton, St. Anthony	64	19	29.69%	\$8,560.00	\$1,050.00	\$7,510.00	\$450.53	\$13,635.43	(\$5,075.43)	62.78%
Munich, St. Mary	66	20	30.30%	\$14,625.00		\$14,625.00	\$731.25	\$16,385.41	(\$1,760.41)	89.26%
Napoleon, St. Philip Neri	250	67	26.80%	\$33,662.88	\$385.00	\$33,277.88	\$502.43	\$57,398.56	(\$23,735.68)	58.65%
Neché, SS. Nereus & Achilleus	23	1	4.35%	\$1,000.00		\$1,000.00	\$1,000.00	\$5,773.02	(\$4,773.02)	17.32%
Nekoma, St. Edward	19	3	15.79%	\$780.00	\$400.00	\$380.00	\$260.00	\$2,533.04	(\$1,753.04)	30.79%
New Rockford, St. John	172	46	26.74%	\$18,545.00	\$3,840.00	\$14,705.00	\$403.15	\$34,237.29	(\$15,692.29)	54.17%
Nortonville, Holy Spirit	21	2	9.52%	\$325.00		\$325.00	\$162.50	\$3,833.03	(\$3,508.03)	8.48%
Oakes, St. Charles Borromeo	165	49	29.70%	\$33,735.00	\$2,960.00	\$30,775.00	\$688.47	\$34,027.20	(\$292.20)	99.14%
Oakwood, Sacred Heart	38	5	13.16%	\$1,705.00	\$250.00	\$1,455.00	\$341.00	\$9,148.44	(\$7,443.44)	18.64%
Park River, St. Mary	158	48	30.38%	\$22,275.00	\$3,031.24	\$19,243.76	\$464.06	\$33,022.65	(\$10,747.65)	67.45%
Pembina, Assumption	40	14	35.00%	\$5,580.00	\$1,500.00	\$4,080.00	\$398.57	\$8,731.81	(\$3,151.81)	63.90%
Pisek, St. John Nepomucene	72	23	31.94%	\$11,910.00	\$4,350.00	\$7,560.00	\$517.83	\$14,805.65	(\$2,895.65)	80.44%
Reynolds, Our Lady of Perpetual Help	84	33	39.29%	\$17,036.00	\$980.00	\$16,056.00	\$516.24	\$24,804.83	(\$7,768.83)	68.68%
Rock Lake, Immaculate Heart of Mary	17	1	5.88%	\$300.00		\$300.00	\$300.00	\$4,219.06	(\$3,919.06)	7.11%
Rolette, Sacred Heart	60	11	18.33%	\$8,075.00		\$8,075.00	\$734.09	\$13,410.63	(\$5,335.63)	60.21%
Rolla, St. Joachim	61	9	14.75%	\$6,765.00		\$6,765.00	\$751.67	\$18,464.12	(\$11,699.12)	36.64%
Rugby, St. Therese/Little Flower	447	98	21.92%	\$37,515.34	\$4,220.00	\$33,295.34	\$382.81	\$72,622.27	(\$35,106.93)	51.66%
Saint John, St. John the Baptist	121	4	3.31%	\$950.00		\$950.00	\$237.50	\$18,309.43	(\$17,359.43)	5.19%
Saint Michael, St. Michael's Indian Mission	71	8	11.27%	\$12,175.00		\$12,175.00	\$1,521.88	\$14,225.71	(\$2,050.71)	85.58%
Sanborn, Sacred Heart	60	9	15.00%	\$3,251.00	\$550.00	\$2,701.00	\$361.22	\$11,287.56	(\$8,036.56)	28.80%
Selz, St. Anthony	37	15	40.54%	\$6,916.00	\$240.00	\$6,676.00	\$461.07	\$6,335.30	\$580.70	109.17%
Sheldon, Our Lady of the Scapular	46	8	17.39%	\$4,560.00	\$140.00	\$4,420.00	\$570.00	\$6,780.34	(\$2,220.34)	67.25%
Starkweather, Assumption of B.V.M.	19	9	47.37%	\$6,400.00	\$600.00	\$5,800.00	\$711.11	\$4,544.00	\$1,856.00	140.85%
Steele, St. Francis de Sales	85	19	22.35%	\$10,271.00		\$10,271.00	\$540.58	\$15,903.11	(\$5,632.11)	64.58%
Sykeston, St. Elizabeth	40	13	32.50%	\$4,050.00	\$550.00	\$3,500.00	\$311.54	\$7,855.09	(\$3,805.09)	51.56%
Tappen, St. Paul	25	3	12.00%	\$750.00		\$750.00	\$250.00	\$4,456.16	(\$3,706.16)	16.83%
Thompson, St. Jude	147	25	17.01%	\$18,090.00	\$4,160.00	\$13,930.00	\$723.60	\$27,708.16	(\$9,618.16)	65.29%
Tokio, Christ the King	6		0.00%	\$0.00				\$1,251.00	(\$1,251.00)	0.00%
Tolna, St. Joseph	28	11	39.29%	\$4,925.00	\$1,050.00	\$3,875.00	\$447.73	\$6,209.25	(\$1,284.25)	79.32%
Towner, St. Cecilia	109	29	26.61%	\$8,730.00	\$50.00	\$8,680.00	\$301.03	\$19,018.68	(\$10,288.68)	45.90%
Unaffiliated	1,231	37	3.01%	\$11,143.07	\$390.00	\$10,753.07	\$301.16	\$34,427.57	(\$23,284.50)	32.37%
Valley City, St. Catherine	457	105	22.98%	\$47,976.00	\$6,790.00	\$41,186.00	\$456.91	\$72,440.21	(\$24,464.21)	66.23%
Velva, St. Cecilia	138	16	11.59%	\$6,550.00		\$6,550.00	\$409.38	\$28,881.64	(\$22,331.64)	22.68%
Verona, St. Raphael	15	3	20.00%	\$925.00		\$925.00	\$308.33	\$2,080.80	(\$1,155.80)	44.45%
Veseleyville, St. Luke	24	12	50.00%	\$6,595.00	\$1,386.00	\$5,209.00	\$549.58	\$8,464.87	(\$1,869.87)	77.91%
Wahpeton, St. John	794	133	16.75%	\$52,395.00	\$6,865.00	\$45,530.00	\$393.95	\$115,121.79	(\$62,726.79)	45.51%



"Journey with Hope" – Hebrews 6:18-19

Diocese of Fargo
Status of 2025 God's Gift Appeal

Diocese of Fargo
Office of Stewardship and Development

Parish:	Number of Households	Number of Donors	Percent Participation	Total Amout of Gifts Pledged	Outstanding Pledge Balance	Total Amout of Gifts Received	Average Gift Amount	Parish Goal	Over/ Under to Goal	Percent to Goal
Walhalla, St. Boniface	151	14	9.27%	\$6,460.00		\$6,460.00	\$461.43	\$24,327.52	(\$17,867.52)	26.55%
Warsaw, St. Stanislaus	85	21	24.71%	\$8,565.00	\$600.00	\$7,965.00	\$407.86	\$25,064.67	(\$16,499.67)	34.17%
West Fargo, Blessed Sacrament	430	135	31.40%	\$56,406.00	\$11,456.00	\$44,950.00	\$417.82	\$71,975.59	(\$15,569.59)	78.37%
West Fargo, Holy Cross	2,089	208	9.96%	\$103,723.65	\$20,806.96	\$82,916.69	\$498.67	\$241,511.81	(\$137,788.16)	42.95%
Westhope, St. Andrew	64	1	1.56%	\$400.00		\$400.00	\$400.00	\$13,986.20	(\$13,586.20)	2.86%
Willow City, Notre Dame des Victoires	17	7	41.18%	\$3,850.00		\$3,850.00	\$550.00	\$4,102.19	(\$252.19)	93.85%
Wimbledon, St. Boniface	58	11	18.97%	\$5,650.00		\$5,650.00	\$513.64	\$10,239.88	(\$4,589.88)	55.18%
Windsor, St. Mathias of Windsor	28	10	35.71%	\$5,880.00	\$750.00	\$5,130.00	\$588.00	\$8,112.03	(\$2,232.03)	72.48%
Wishek, St. Patrick	67	16	23.88%	\$4,813.00	\$400.00	\$4,413.00	\$300.81	\$12,323.12	(\$7,510.12)	39.06%
Wyndmere, St. John the Baptist	90	32	35.56%	\$11,005.00	\$1,870.00	\$9,135.00	\$343.91	\$21,406.23	(\$10,401.23)	51.41%
Zeeland, St. Andrew	56	9	16.07%	\$9,825.00		\$9,825.00	\$1,091.67	\$16,782.50	(\$6,957.50)	58.54%
Totals:	24,005	4,334	18.05%	\$2,193,316.18	\$316,703.37	\$1,876,612.81	\$506.07	\$3,773,301.00	(\$1,579,984.82)	58.13%

Number of parishes:

100% of goal or above: 6

75% to 99% of goal: 25

50% to 74% of goal: 38

25% to 49% of goal: 35

Below 25% of goal: 23



"Journey with Hope" - Hebrews 6:18-19

Diocese of Fargo
Status of 2025 God's Gift Appeal

Diocese of Fargo
Office of Stewardship and Development

Parish:	Number of Households	Number of Donors	Percent Participation	Total Amout of Gifts Pledged	Outstanding Pledge Balance	Total Amount of Gifts Received	Average Gift Amount	Parish Goal	Over/ Under to Goal	Percent to Goal
Totals for entire Diocese:	24,005	4,041	16.83%	\$2,054,401.18	\$299,308.83	\$1,755,092.35	\$508.39	\$3,773,301.00	(\$1,718,899.82)	54.45%
Anamoose, St. Francis Xavier	73	11	15.07%	\$4,325.00		\$4,325.00	\$393.18	\$12,272.58	(\$7,947.58)	35.24%
Aneta, Sacred Heart	14	5	35.71%	\$2,960.00		\$2,960.00	\$592.00	\$2,895.00	\$65.00	102.25%
Argusville, St. William	62	16	25.81%	\$5,510.00	\$540.00	\$4,970.00	\$344.38	\$13,333.01	(\$7,823.01)	41.33%
Ashley, St. David	32	9	28.13%	\$5,775.00	\$1,500.00	\$4,275.00	\$641.67	\$6,976.91	(\$1,201.91)	82.77%
Balta, Our Lady of Mt. Carmel	54	11	20.37%	\$4,755.04	\$1,071.91	\$3,683.13	\$432.28	\$8,385.14	(\$3,630.10)	56.71%
Bechyne, SS. Peter & Paul	35	17	48.57%	\$5,610.33	\$300.00	\$5,310.33	\$330.02	\$8,134.35	(\$2,524.02)	68.97%
Belcourt, St. Ann	165	17	10.30%	\$10,531.00	\$90.00	\$10,441.00	\$619.47	\$17,926.00	(\$7,395.00)	58.75%
Belcourt, St. Anthony	24		0.00%	\$0.00				\$3,865.10	(\$3,865.10)	0.00%
Belcourt, St. Benedict	48	6	12.50%	\$1,030.00	\$131.25	\$898.75	\$171.67	\$5,423.51	(\$4,393.51)	18.99%
Bisbee, Holy Rosary	22	8	36.36%	\$1,545.00		\$1,545.00	\$193.13	\$5,290.74	(\$3,745.74)	29.20%
Bottineau, St. Mark	200	23	11.50%	\$9,754.00	\$190.00	\$9,564.00	\$424.09	\$41,156.70	(\$31,402.70)	23.70%
Buchanan, St. Margaret	36	12	33.33%	\$4,762.48	\$540.00	\$4,222.48	\$396.87	\$5,642.78	(\$880.30)	84.40%
Buffalo, St. Thomas	43	8	18.60%	\$5,650.00		\$5,650.00	\$706.25	\$10,217.09	(\$4,567.09)	55.30%
Cando, Sacred Heart	82	12	14.63%	\$7,735.00		\$7,735.00	\$644.58	\$19,808.35	(\$12,073.35)	39.05%
Carrington, Sacred Heart	196	47	23.98%	\$28,616.00	\$6,000.00	\$22,616.00	\$608.85	\$38,771.49	(\$10,155.49)	73.81%
Casselton, St. Leo	257	34	13.23%	\$19,077.00	\$5,014.31	\$14,062.69	\$561.09	\$64,992.17	(\$45,915.17)	29.35%
Cavalier, St. Brigid	92	11	11.96%	\$3,270.00	\$100.00	\$3,170.00	\$297.27	\$21,890.32	(\$18,620.32)	14.94%
Cayuga, SS. Peter & Paul	26	15	57.69%	\$5,198.00	\$186.00	\$5,012.00	\$346.53	\$7,286.13	(\$2,088.13)	71.34%
Cooperstown, St. George	62	22	35.48%	\$7,480.00		\$7,480.00	\$340.00	\$13,911.24	(\$6,431.24)	53.77%
Crystal, St. Patrick	30	6	20.00%	\$3,040.00		\$3,040.00	\$506.67	\$8,518.23	(\$5,478.23)	35.69%
Dazey, St. Mary	37	8	21.62%	\$3,400.00		\$3,400.00	\$425.00	\$7,885.85	(\$4,485.85)	43.12%
Devils Lake, St. Joseph	970	195	20.10%	\$99,828.00	\$11,330.00	\$88,498.00	\$511.94	\$130,009.17	(\$30,181.17)	76.79%
Dickey, Assumption	27	6	22.22%	\$950.00		\$950.00	\$158.33	\$3,831.08	(\$2,881.08)	24.80%
Drake, St. Margaret Mary	79	8	10.13%	\$1,750.00		\$1,750.00	\$218.75	\$10,699.45	(\$8,949.45)	16.36%
Drayton, St. Edward	56	8	14.29%	\$5,330.00		\$5,330.00	\$666.25	\$11,825.72	(\$6,495.72)	45.07%
Dunseith, St. Michael the Archangel	107	7	6.54%	\$1,585.00	\$350.00	\$1,235.00	\$226.43	\$12,968.23	(\$11,383.23)	12.22%
Edgeley, Transfiguration	92	13	14.13%	\$7,465.00	\$150.00	\$7,315.00	\$574.23	\$23,602.57	(\$16,137.57)	31.63%
Ellendale, St. Helena	73	13	17.81%	\$3,216.00		\$3,216.00	\$247.38	\$19,369.93	(\$16,153.93)	16.60%
Enderlin, St. Patrick	79	15	18.99%	\$6,830.00	\$2,740.00	\$4,090.00	\$455.33	\$10,185.50	(\$3,355.50)	67.06%
Esmond, St. Boniface	43	9	20.93%	\$6,840.00		\$6,840.00	\$760.00	\$7,468.87	(\$628.87)	91.58%
Fairmount, St. Anthony	53	17	32.08%	\$6,270.00		\$6,270.00	\$368.82	\$9,542.75	(\$3,272.75)	65.70%
Fargo, Cathedral of St. Mary	436	88	20.18%	\$69,025.64	\$31,941.63	\$37,084.01	\$784.38	\$73,864.86	(\$4,839.22)	93.45%
Fargo, Holy Spirit	859	195	22.70%	\$121,345.88	\$16,399.15	\$104,946.73	\$622.29	\$143,630.29	(\$22,284.41)	84.48%
Fargo, Nativity	1,247	181	14.51%	\$72,169.24	\$6,726.21	\$65,443.03	\$398.73	\$134,548.83	(\$62,379.59)	53.64%
Fargo, SS. Anne & Joachim	1,679	231	13.76%	\$164,383.71	\$28,960.34	\$135,423.37	\$711.62	\$252,088.82	(\$87,705.11)	65.21%
Fargo, St. Anthony of Padua	652	153	23.47%	\$69,372.00	\$19,036.75	\$50,335.25	\$453.41	\$95,840.54	(\$26,468.54)	72.38%
Fargo, St. Paul Newman	30	19	63.33%	\$14,950.00	\$2,570.00	\$12,380.00	\$786.84	\$8,812.77	\$6,137.23	169.64%
Fessenden, St. Augustine	50	11	22.00%	\$5,425.00		\$5,425.00	\$493.18	\$10,569.95	(\$5,144.95)	51.32%



"Journey with Hope" - Hebrews 6:18-19

Diocese of Fargo
Status of 2025 God's Gift Appeal

Diocese of Fargo
Office of Stewardship and Development

Parish:	Number of Households	Number of Donors	Percent Participation	Total Amout of Gifts Pledged	Outstanding Pledge Balance	Total Amount of Gifts Received	Average Gift Amount	Parish Goal	Over/ Under to Goal	Percent to Goal
Fingal, Holy Trinity	63	13	20.63%	\$4,535.00		\$4,535.00	\$348.85	\$11,812.43	(\$7,277.43)	38.39%
Finley, St. Olaf	24	4	16.67%	\$510.00		\$510.00	\$127.50	\$4,642.50	(\$4,132.50)	10.99%
Forman, St. Mary	66	21	31.82%	\$11,680.00		\$11,680.00	\$556.19	\$13,341.73	(\$1,661.73)	87.54%
Fort Totten, Seven Dolors	37	3	8.11%	\$1,150.00	\$200.00	\$950.00	\$383.33	\$6,670.00	(\$5,520.00)	17.24%
Fullerton, St. Patrick	24	1	4.17%	\$1,000.00		\$1,000.00	\$1,000.00	\$6,636.00	(\$5,636.00)	15.07%
Geneseo, St. Martin	41	7	17.07%	\$3,250.00		\$3,250.00	\$464.29	\$6,701.49	(\$3,451.49)	48.50%
Grafton, St. John the Evangelist	487	61	12.53%	\$33,750.04	\$4,340.66	\$29,409.38	\$553.28	\$87,229.45	(\$53,479.41)	38.69%
Grand Forks, Holy Family	1,052	133	12.64%	\$51,808.00	\$4,409.25	\$47,398.75	\$389.53	\$140,859.94	(\$89,051.94)	36.78%
Grand Forks, St. Mary	410	77	18.78%	\$44,992.00	\$855.75	\$44,136.25	\$584.31	\$73,040.26	(\$28,048.26)	61.60%
Grand Forks, St. Michael	1,433	204	14.24%	\$110,775.00	\$22,127.50	\$88,647.50	\$543.01	\$208,832.52	(\$98,057.52)	53.04%
Grand Forks, St. Thomas Aquinas	39	5	12.82%	\$1,210.00	\$360.00	\$850.00	\$242.00	\$13,493.17	(\$12,283.17)	8.97%
Gwinner, St. Vincent	35	4	11.43%	\$870.00		\$870.00	\$217.50	\$7,209.51	(\$6,339.51)	12.07%
Hankinson, St. Philip	185	36	19.46%	\$16,430.00	\$225.00	\$16,205.00	\$456.39	\$30,878.94	(\$14,448.94)	53.21%
Harvey, St. Cecilia	238	76	31.93%	\$40,915.00	\$5,165.00	\$35,750.00	\$538.36	\$43,340.67	(\$2,425.67)	94.40%
Hillsboro, St. Rose of Lima	189	40	21.16%	\$17,935.00	\$3,473.36	\$14,461.64	\$448.38	\$28,591.06	(\$10,656.06)	62.73%
Hope, St. Agatha	55	14	25.45%	\$8,775.00		\$8,775.00	\$626.79	\$9,715.14	(\$940.14)	90.32%
Horace, St. Benedict	235	52	22.13%	\$32,918.33	\$4,170.00	\$28,748.33	\$633.04	\$62,009.82	(\$29,091.49)	53.09%
Hunter, St. Agnes	25	2	8.00%	\$1,150.00		\$1,150.00	\$575.00	\$7,230.59	(\$6,080.59)	15.90%
Jamestown, Basilica of St. James	997	138	13.84%	\$87,683.18	\$15,901.73	\$71,781.45	\$635.39	\$154,604.17	(\$66,920.99)	56.71%
Jessie, St. Lawrence	35	15	42.86%	\$8,996.00	\$150.00	\$8,846.00	\$599.73	\$8,120.35	\$875.65	110.78%
Karlsruhe, SS. Peter & Paul	37	3	8.11%	\$1,000.00	\$0.00	\$1,000.00	\$333.33	\$7,701.00	(\$6,701.00)	12.99%
Kensal, St. John	21	8	38.10%	\$2,800.00		\$2,800.00	\$350.00	\$6,110.39	(\$3,310.39)	45.82%
Kindred, St. Maurice	96	13	13.54%	\$9,768.92	\$3,560.00	\$6,208.92	\$751.46	\$19,885.76	(\$10,116.84)	49.13%
Knox, St. Mary	25	5	20.00%	\$2,680.00		\$2,680.00	\$536.00	\$4,401.86	(\$1,721.86)	60.88%
Lakota, St. Mary	66	17	25.76%	\$4,235.00	\$300.00	\$3,935.00	\$249.12	\$11,226.26	(\$6,991.26)	37.72%
Lamoure, Holy Rosary	100	30	30.00%	\$9,255.00	\$612.50	\$8,642.50	\$308.50	\$25,432.34	(\$16,177.34)	36.39%
Langdon, St. Alphonsus	319	62	19.44%	\$26,390.50	\$2,268.75	\$24,121.75	\$425.65	\$33,317.20	(\$6,926.70)	79.21%
Lankin, St. Joseph	30	13	43.33%	\$8,540.63	\$333.26	\$8,207.37	\$656.97	\$8,071.33	\$469.30	105.81%
Larimore, St. Stephen	151	22	14.57%	\$8,089.00	\$2,323.00	\$5,766.00	\$367.68	\$26,259.64	(\$18,170.64)	30.80%
Leeds, St. Vincent de Paul	25	6	24.00%	\$735.00	\$50.00	\$685.00	\$122.50	\$5,089.59	(\$4,354.59)	14.44%
Lidgerwood, St. Boniface	134	23	17.16%	\$14,740.00	\$1,050.00	\$13,690.00	\$640.87	\$23,021.28	(\$8,281.28)	64.03%
Lisbon, St. Aloysius	171	39	22.81%	\$13,291.36	\$2,100.00	\$11,191.36	\$340.80	\$32,405.53	(\$19,114.17)	41.02%
Maddock, St. William	49	13	26.53%	\$9,050.00		\$9,050.00	\$696.15	\$10,565.75	(\$1,515.75)	85.65%
Mantador, SS. Peter & Paul	55	19	34.55%	\$9,270.00		\$9,270.00	\$487.89	\$10,787.67	(\$1,517.67)	85.93%
Manvel, St. Timothy	131	27	20.61%	\$10,420.00	\$2,236.25	\$8,183.75	\$385.93	\$23,573.88	(\$13,153.88)	44.20%
Mayville, Our Lady of Peace	108	31	28.70%	\$17,062.00	\$1,164.00	\$15,898.00	\$550.39	\$27,042.03	(\$9,980.03)	63.09%
McClusky, Holy Family	19	2	10.53%	\$1,400.00		\$1,400.00	\$700.00	\$3,758.24	(\$2,358.24)	37.25%
McHenry, SS. Peter & Paul	26	14	53.85%	\$4,556.40	\$1,122.50	\$3,433.90	\$325.46	\$5,310.59	(\$754.19)	85.80%
Medina, St. Mary	30	9	30.00%	\$4,500.00		\$4,500.00	\$500.00	\$8,045.00	(\$3,545.00)	55.94%



"Journey with Hope" - Hebrews 6:18-19

Diocese of Fargo
Status of 2025 God's Gift Appeal

Diocese of Fargo
Office of Stewardship and Development

Parish:	Number of Households	Number of Donors	Percent Participation	Total Amout of Gifts Pledged	Outstanding Pledge Balance	Total Amount of Gifts Received	Average Gift Amount	Parish Goal	Over/ Under to Goal	Percent to Goal
Michigan, St. Lawrence O'Toole	44	8	18.18%	\$2,007.56	\$843.80	\$1,163.76	\$250.95	\$8,525.04	(\$6,517.48)	23.55%
Milnor, St. Arnold	64	9	14.06%	\$4,455.00		\$4,455.00	\$495.00	\$10,012.45	(\$5,557.45)	44.49%
Minto, Sacred Heart	167	37	22.16%	\$11,900.00	\$1,160.00	\$10,740.00	\$321.62	\$32,171.56	(\$20,271.56)	36.99%
Mooreton, St. Anthony	64	16	25.00%	\$6,685.00	\$1,050.00	\$5,635.00	\$417.81	\$13,635.43	(\$6,950.43)	49.03%
Munich, St. Mary	66	18	27.27%	\$14,025.00		\$14,025.00	\$779.17	\$16,385.41	(\$2,360.41)	85.59%
Napoleon, St. Philip Neri	250	55	22.00%	\$28,422.88	\$385.00	\$28,037.88	\$516.78	\$57,398.56	(\$28,975.68)	49.52%
Neche, SS. Nereus & Achilleus	23	1	4.35%	\$1,000.00		\$1,000.00	\$1,000.00	\$5,773.02	(\$4,773.02)	17.32%
Nekoma, St. Edward	19	3	15.79%	\$780.00	\$400.00	\$380.00	\$260.00	\$2,533.04	(\$1,753.04)	30.79%
New Rockford, St. John	172	43	25.00%	\$17,520.00	\$3,840.00	\$13,680.00	\$407.44	\$34,237.29	(\$16,717.29)	51.17%
Nortonville, Holy Spirit	21	2	9.52%	\$325.00		\$325.00	\$162.50	\$3,833.03	(\$3,508.03)	8.48%
Oakes, St. Charles Borromeo	165	42	25.45%	\$30,185.00	\$2,960.00	\$27,225.00	\$718.69	\$34,027.20	(\$3,842.20)	88.71%
Oakwood, Sacred Heart	38	4	10.53%	\$705.00	\$250.00	\$455.00	\$176.25	\$9,148.44	(\$8,443.44)	7.71%
Park River, St. Mary	158	43	27.22%	\$21,395.00	\$3,099.99	\$18,295.01	\$497.56	\$33,022.65	(\$11,627.65)	64.79%
Pembina, Assumption	40	14	35.00%	\$5,580.00	\$1,500.00	\$4,080.00	\$398.57	\$8,731.81	(\$3,151.81)	63.90%
Pisek, St. John Nepomucene	72	21	29.17%	\$10,810.00	\$4,350.00	\$6,460.00	\$514.76	\$14,805.65	(\$3,995.65)	73.01%
Reynolds, Our Lady of Perpetual Help	84	32	38.10%	\$16,536.00	\$980.00	\$15,556.00	\$516.75	\$24,804.83	(\$8,268.83)	66.66%
Rock Lake, Immaculate Heart of Mary	17	1	5.88%	\$300.00		\$300.00	\$300.00	\$4,219.06	(\$3,919.06)	7.11%
Rolette, Sacred Heart	60	11	18.33%	\$8,075.00		\$8,075.00	\$734.09	\$13,410.63	(\$5,335.63)	60.21%
Rolla, St. Joachim	61	8	13.11%	\$6,265.00		\$6,265.00	\$783.13	\$18,464.12	(\$12,199.12)	33.93%
Rugby, St. Therese/Little Flower	447	97	21.70%	\$37,365.34	\$4,820.00	\$32,545.34	\$385.21	\$72,622.27	(\$35,256.93)	51.45%
Saint John, St. John the Baptist	121	4	3.31%	\$950.00		\$950.00	\$237.50	\$18,309.43	(\$17,359.43)	5.19%
Saint Michael, St. Michael's Indian Mission	71	6	8.45%	\$11,975.00		\$11,975.00	\$1,995.83	\$14,225.71	(\$2,250.71)	84.18%
Sanborn, Sacred Heart	60	9	15.00%	\$3,251.00	\$550.00	\$2,701.00	\$361.22	\$11,287.56	(\$8,036.56)	28.80%
Selz, St. Anthony	37	15	40.54%	\$6,916.00	\$240.00	\$6,676.00	\$461.07	\$6,335.30	\$580.70	109.17%
Sheldon, Our Lady of the Scapular	46	6	13.04%	\$4,200.00		\$4,200.00	\$700.00	\$6,780.34	(\$2,580.34)	61.94%
Starkweather, Assumption of B.V.M.	19	9	47.37%	\$6,400.00	\$600.00	\$5,800.00	\$711.11	\$4,544.00	\$1,856.00	140.85%
Steele, St. Francis de Sales	85	18	21.18%	\$9,730.00		\$9,730.00	\$540.56	\$15,903.11	(\$6,173.11)	61.18%
Sykeston, St. Elizabeth	40	13	32.50%	\$4,050.00	\$550.00	\$3,500.00	\$311.54	\$7,855.09	(\$3,805.09)	51.56%
Tappen, St. Paul	25	3	12.00%	\$750.00		\$750.00	\$250.00	\$4,456.16	(\$3,706.16)	16.83%
Thompson, St. Jude	147	25	17.01%	\$17,690.00	\$4,960.00	\$12,730.00	\$707.60	\$27,708.16	(\$10,018.16)	63.84%
Tokio, Christ the King	6		0.00%	\$0.00				\$1,251.00	(\$1,251.00)	0.00%
Tolna, St. Joseph	28	9	32.14%	\$4,450.00	\$1,050.00	\$3,400.00	\$494.44	\$6,209.25	(\$1,759.25)	71.67%
Towner, St. Cecilia	109	28	25.69%	\$8,130.00	\$50.00	\$8,080.00	\$290.36	\$19,018.68	(\$10,888.68)	42.75%
Unaffiliated	1,231	35	2.84%	\$10,934.07	\$390.00	\$10,544.07	\$312.40	\$34,427.57	(\$23,493.50)	31.76%
Valley City, St. Catherine	457	90	19.69%	\$40,491.00	\$5,502.50	\$34,988.50	\$449.90	\$72,440.21	(\$31,949.21)	55.90%
Velva, St. Cecilia	138	14	10.14%	\$4,730.00		\$4,730.00	\$337.86	\$28,881.64	(\$24,151.64)	16.38%
Verona, St. Raphael	15	3	20.00%	\$925.00		\$925.00	\$308.33	\$2,080.80	(\$1,155.80)	44.45%
Veseleyville, St. Luke	24	12	50.00%	\$6,595.00	\$1,386.00	\$5,209.00	\$549.58	\$8,464.87	(\$1,869.87)	77.91%
Wahpeton, St. John	794	119	14.99%	\$46,380.00	\$6,905.00	\$39,475.00	\$389.75	\$115,121.79	(\$68,741.79)	40.29%



"Journey with Hope" – Hebrews 6:18-19

Diocese of Fargo
Status of 2025 God's Gift Appeal

Diocese of Fargo
Office of Stewardship and Development

Parish:	Number of Households	Number of Donors	Percent Participation	Total Amout of Gifts Pledged	Outstanding Pledge Balance	Total Amout of Gifts Received	Average Gift Amount	Parish Goal	Over/ Under to Goal	Percent to Goal
Walhalla, St. Boniface	151	12	7.95%	\$6,420.00		\$6,420.00	\$535.00	\$24,327.52	(\$17,907.52)	26.39%
Warsaw, St. Stanislaus	85	20	23.53%	\$8,415.00	\$700.00	\$7,715.00	\$420.75	\$25,064.67	(\$16,649.67)	33.57%
West Fargo, Blessed Sacrament	430	126	29.30%	\$54,790.00	\$12,335.25	\$42,454.75	\$434.84	\$71,975.59	(\$17,185.59)	76.12%
West Fargo, Holy Cross	2,089	189	9.05%	\$97,943.65	\$21,815.23	\$76,128.42	\$518.22	\$241,511.81	(\$143,568.16)	40.55%
Westhope, St. Andrew	64	1	1.56%	\$400.00		\$400.00	\$400.00	\$13,986.20	(\$13,586.20)	2.86%
Willow City, Notre Dame des Victoires	17	7	41.18%	\$3,850.00		\$3,850.00	\$550.00	\$4,102.19	(\$252.19)	93.85%
Wimbledon, St. Boniface	58	10	17.24%	\$5,350.00		\$5,350.00	\$535.00	\$10,239.88	(\$4,889.88)	52.25%
Windsor, St. Mathias of Windsor	28	9	32.14%	\$4,380.00		\$4,380.00	\$486.67	\$8,112.03	(\$3,732.03)	53.99%
Wishek, St. Patrick	67	16	23.88%	\$4,813.00	\$400.00	\$4,413.00	\$300.81	\$12,323.12	(\$7,510.12)	39.06%
Wyndmere, St. John the Baptist	90	31	34.44%	\$10,955.00	\$1,870.00	\$9,085.00	\$353.39	\$21,406.23	(\$10,451.23)	51.18%
Zeeland, St. Andrew	56	8	14.29%	\$9,325.00		\$9,325.00	\$1,165.63	\$16,782.50	(\$7,457.50)	55.56%
Totals:	24,005	4,041	16.83%	\$2,054,401.18	\$299,308.83	\$1,755,092.35	\$508.39	\$3,773,301.00	(\$1,718,899.82)	54.45%

Number of parishes:

100% of goal or above: 6

75% to 99% of goal: 19

50% to 74% of goal: 40

25% to 49% of goal: 36

Below 25% of goal: 26



"Journey with Hope" – Hebrews 6:18-19

Diocese of Fargo
Status of 2025 God's Gift Appeal

Diocese of Fargo
Office of Stewardship and Development

Parish:	Number of Households	Number of Donors	Percent Participation	Total Amout of Gifts Pledged	Outstanding Pledge Balance	Total Amount of Gifts Received	Average Gift Amount	Parish Goal	Over/ Under to Goal	Percent to Goal
Totals for entire Diocese:	24,005	3,815	15.89%	\$1,911,189.30	\$285,806.99	\$1,625,382.31	\$500.97	\$3,773,301.00	(\$1,862,111.70)	50.65%
Anamoose, St. Francis Xavier	73	6	8.22%	\$2,145.00		\$2,145.00	\$357.50	\$12,272.58	(\$10,127.58)	17.48%
Aneta, Sacred Heart	14	5	35.71%	\$2,960.00		\$2,960.00	\$592.00	\$2,895.00	\$65.00	102.25%
Argusville, St. William	62	16	25.81%	\$5,260.00	\$630.00	\$4,630.00	\$328.75	\$13,333.01	(\$8,073.01)	39.45%
Ashley, St. David	32	9	28.13%	\$5,775.00	\$1,550.00	\$4,225.00	\$641.67	\$6,976.91	(\$1,201.91)	82.77%
Balta, Our Lady of Mt. Carmel	54	11	20.37%	\$4,755.04	\$1,071.91	\$3,683.13	\$432.28	\$8,385.14	(\$3,630.10)	56.71%
Bechyne, SS. Peter & Paul	35	17	48.57%	\$5,610.33	\$300.00	\$5,310.33	\$330.02	\$8,134.35	(\$2,524.02)	68.97%
Belcourt, St. Ann	165	16	9.70%	\$10,481.00	\$90.00	\$10,391.00	\$655.06	\$17,926.00	(\$7,445.00)	58.47%
Belcourt, St. Anthony	24		0.00%	\$0.00				\$3,865.10	(\$3,865.10)	0.00%
Belcourt, St. Benedict	48	6	12.50%	\$1,030.00	\$131.25	\$898.75	\$171.67	\$5,423.51	(\$4,393.51)	18.99%
Bisbee, Holy Rosary	22	8	36.36%	\$1,545.00		\$1,545.00	\$193.13	\$5,290.74	(\$3,745.74)	29.20%
Bottineau, St. Mark	200	22	11.00%	\$9,454.00	\$202.00	\$9,252.00	\$429.73	\$41,156.70	(\$31,702.70)	22.97%
Buchanan, St. Margaret	36	12	33.33%	\$4,762.48	\$540.00	\$4,222.48	\$396.87	\$5,642.78	(\$880.30)	84.40%
Buffalo, St. Thomas	43	8	18.60%	\$5,650.00		\$5,650.00	\$706.25	\$10,217.09	(\$4,567.09)	55.30%
Cando, Sacred Heart	82	11	13.41%	\$7,435.00		\$7,435.00	\$675.91	\$19,808.35	(\$12,373.35)	37.53%
Carrington, Sacred Heart	196	46	23.47%	\$27,116.00	\$6,000.00	\$21,116.00	\$589.48	\$38,771.49	(\$11,655.49)	69.94%
Casselton, St. Leo	257	33	12.84%	\$18,577.00	\$5,050.56	\$13,526.44	\$562.94	\$64,992.17	(\$46,415.17)	28.58%
Cavalier, St. Brigid	92	10	10.87%	\$3,045.00	\$100.00	\$2,945.00	\$304.50	\$21,890.32	(\$18,845.32)	13.91%
Cayuga, SS. Peter & Paul	26	13	50.00%	\$4,298.00	\$217.00	\$4,081.00	\$330.62	\$7,286.13	(\$2,988.13)	58.99%
Cooperstown, St. George	62	21	33.87%	\$7,180.00		\$7,180.00	\$341.90	\$13,911.24	(\$6,731.24)	51.61%
Crystal, St. Patrick	30	6	20.00%	\$3,040.00		\$3,040.00	\$506.67	\$8,518.23	(\$5,478.23)	35.69%
Dazey, St. Mary	37	7	18.92%	\$3,200.00		\$3,200.00	\$457.14	\$7,885.85	(\$4,685.85)	40.58%
Devils Lake, St. Joseph	970	188	19.38%	\$97,078.00	\$11,480.00	\$85,598.00	\$516.37	\$130,009.17	(\$32,931.17)	74.67%
Dickey, Assumption	27	6	22.22%	\$950.00		\$950.00	\$158.33	\$3,831.08	(\$2,881.08)	24.80%
Drake, St. Margaret Mary	79	5	6.33%	\$1,250.00		\$1,250.00	\$250.00	\$10,699.45	(\$9,449.45)	11.68%
Drayton, St. Edward	56	8	14.29%	\$5,330.00		\$5,330.00	\$666.25	\$11,825.72	(\$6,495.72)	45.07%
Dunseith, St. Michael the Archangel	107	6	5.61%	\$1,485.00	\$350.00	\$1,135.00	\$247.50	\$12,968.23	(\$11,483.23)	11.45%
Edgeley, Transfiguration	92	11	11.96%	\$6,865.00	\$175.00	\$6,690.00	\$624.09	\$23,602.57	(\$16,737.57)	29.09%
Ellendale, St. Helena	73	13	17.81%	\$3,201.00		\$3,201.00	\$246.23	\$19,369.93	(\$16,168.93)	16.53%
Enderlin, St. Patrick	79	15	18.99%	\$6,830.00	\$2,980.00	\$3,850.00	\$455.33	\$10,185.50	(\$3,355.50)	67.06%
Esmond, St. Boniface	43	9	20.93%	\$6,840.00		\$6,840.00	\$760.00	\$7,468.87	(\$628.87)	91.58%
Fairmount, St. Anthony	53	16	30.19%	\$6,210.00		\$6,210.00	\$388.13	\$9,542.75	(\$3,332.75)	65.08%
Fargo, Cathedral of St. Mary	436	84	19.27%	\$67,250.64	\$31,811.63	\$35,439.01	\$800.60	\$73,864.86	(\$6,614.22)	91.05%
Fargo, Holy Spirit	859	183	21.30%	\$95,368.88	\$14,045.90	\$81,322.98	\$521.14	\$143,630.29	(\$48,261.41)	66.40%
Fargo, Nativity	1,247	173	13.87%	\$68,539.24	\$6,945.73	\$61,593.51	\$396.18	\$134,548.83	(\$66,009.59)	50.94%
Fargo, SS. Anne & Joachim	1,679	219	13.04%	\$155,184.71	\$28,610.47	\$126,574.24	\$708.61	\$252,088.82	(\$96,904.11)	61.56%
Fargo, St. Anthony of Padua	652	145	22.24%	\$66,937.00	\$19,530.50	\$47,406.50	\$461.63	\$95,840.54	(\$28,903.54)	69.84%
Fargo, St. Paul Newman	30	19	63.33%	\$14,950.00	\$2,570.00	\$12,380.00	\$786.84	\$8,812.77	\$6,137.23	169.64%
Fessenden, St. Augustine	50	11	22.00%	\$5,425.00		\$5,425.00	\$493.18	\$10,569.95	(\$5,144.95)	51.32%



"Journey with Hope" – Hebrews 6:18-19

Diocese of Fargo
Status of 2025 God's Gift Appeal

Diocese of Fargo
Office of Stewardship and Development

Parish:	Number of Households	Number of Donors	Percent Participation	Total Amout of Gifts Pledged	Outstanding Pledge Balance	Total Amount of Gifts Received	Average Gift Amount	Parish Goal	Over/ Under to Goal	Percent to Goal
Fingal, Holy Trinity	63	11	17.46%	\$3,935.00		\$3,935.00	\$357.73	\$11,812.43	(\$7,877.43)	33.31%
Finley, St. Olaf	24	4	16.67%	\$510.00		\$510.00	\$127.50	\$4,642.50	(\$4,132.50)	10.99%
Forman, St. Mary	66	21	31.82%	\$11,180.00		\$11,180.00	\$532.38	\$13,341.73	(\$2,161.73)	83.80%
Fort Totten, Seven Dolors	37	3	8.11%	\$1,150.00	\$200.00	\$950.00	\$383.33	\$6,670.00	(\$5,520.00)	17.24%
Fullerton, St. Patrick	24	1	4.17%	\$1,000.00		\$1,000.00	\$1,000.00	\$6,636.00	(\$5,636.00)	15.07%
Geneseo, St. Martin	41	7	17.07%	\$3,250.00		\$3,250.00	\$464.29	\$6,701.49	(\$3,451.49)	48.50%
Grafton, St. John the Evangelist	487	55	11.29%	\$30,950.04	\$4,645.66	\$26,304.38	\$562.73	\$87,229.45	(\$56,279.41)	35.48%
Grand Forks, Holy Family	1,052	124	11.79%	\$48,788.00	\$4,471.75	\$44,316.25	\$393.45	\$140,859.94	(\$92,071.94)	34.64%
Grand Forks, St. Mary	410	77	18.78%	\$44,752.00	\$887.00	\$43,865.00	\$581.19	\$73,040.26	(\$28,288.26)	61.27%
Grand Forks, St. Michael	1,433	192	13.40%	\$97,210.00	\$14,302.50	\$82,907.50	\$506.30	\$208,832.52	(\$111,622.52)	46.55%
Grand Forks, St. Thomas Aquinas	39	5	12.82%	\$1,210.00	\$360.00	\$850.00	\$242.00	\$13,493.17	(\$12,283.17)	8.97%
Gwinner, St. Vincent	35	4	11.43%	\$870.00		\$870.00	\$217.50	\$7,209.51	(\$6,339.51)	12.07%
Hankinson, St. Philip	185	33	17.84%	\$14,725.00	\$525.00	\$14,200.00	\$446.21	\$30,878.94	(\$16,153.94)	47.69%
Harvey, St. Cecilia	238	70	29.41%	\$37,525.00	\$3,540.00	\$33,985.00	\$536.07	\$43,340.67	(\$5,815.67)	86.58%
Hillsboro, St. Rose of Lima	189	34	17.99%	\$16,625.00	\$3,783.36	\$12,841.64	\$488.97	\$28,591.06	(\$11,966.06)	58.15%
Hope, St. Agatha	55	11	20.00%	\$7,425.00		\$7,425.00	\$675.00	\$9,715.14	(\$2,290.14)	76.43%
Horace, St. Benedict	235	50	21.28%	\$30,618.33	\$4,370.00	\$26,248.33	\$612.37	\$62,009.82	(\$31,391.49)	49.38%
Hunter, St. Agnes	25	1	4.00%	\$750.00		\$750.00	\$750.00	\$7,230.59	(\$6,480.59)	10.37%
Jamestown, Basilica of St. James	997	135	13.54%	\$80,343.18	\$15,729.23	\$64,613.95	\$595.13	\$154,604.17	(\$74,260.99)	51.97%
Jessie, St. Lawrence	35	15	42.86%	\$8,996.00	\$175.00	\$8,821.00	\$599.73	\$8,120.35	\$875.65	110.78%
Karlsruhe, SS. Peter & Paul	37	3	8.11%	\$1,000.00	\$350.00	\$650.00	\$333.33	\$7,701.00	(\$6,701.00)	12.99%
Kensal, St. John	21	8	38.10%	\$2,800.00		\$2,800.00	\$350.00	\$6,110.39	(\$3,310.39)	45.82%
Kindred, St. Maurice	96	13	13.54%	\$9,768.92	\$3,620.00	\$6,148.92	\$751.46	\$19,885.76	(\$10,116.84)	49.13%
Knox, St. Mary	25	4	16.00%	\$2,260.00		\$2,260.00	\$565.00	\$4,401.86	(\$2,141.86)	51.34%
Lakota, St. Mary	66	17	25.76%	\$4,235.00	\$300.00	\$3,935.00	\$249.12	\$11,226.26	(\$6,991.26)	37.72%
Lamoure, Holy Rosary	100	29	29.00%	\$8,755.00	\$612.50	\$8,142.50	\$301.90	\$25,432.34	(\$16,677.34)	34.42%
Langdon, St. Alphonsus	319	62	19.44%	\$26,390.50	\$2,843.75	\$23,546.75	\$425.65	\$33,317.20	(\$6,926.70)	79.21%
Lankin, St. Joseph	30	13	43.33%	\$8,540.63	\$333.26	\$8,207.37	\$656.97	\$8,071.33	\$469.30	105.81%
Larimore, St. Stephen	151	19	12.58%	\$6,839.00	\$2,661.00	\$4,178.00	\$359.95	\$26,259.64	(\$19,420.64)	26.04%
Leeds, St. Vincent de Paul	25	6	24.00%	\$735.00	\$50.00	\$685.00	\$122.50	\$5,089.59	(\$4,354.59)	14.44%
Lidgerwood, St. Boniface	134	20	14.93%	\$10,040.00	\$1,050.00	\$8,990.00	\$502.00	\$23,021.28	(\$12,981.28)	43.61%
Lisbon, St. Aloysius	171	39	22.81%	\$13,291.36	\$2,100.00	\$11,191.36	\$340.80	\$32,405.53	(\$19,114.17)	41.02%
Maddock, St. William	49	13	26.53%	\$9,050.00		\$9,050.00	\$696.15	\$10,565.75	(\$1,515.75)	85.65%
Mantador, SS. Peter & Paul	55	18	32.73%	\$9,020.00		\$9,020.00	\$501.11	\$10,787.67	(\$1,767.67)	83.61%
Manvel, St. Timothy	131	26	19.85%	\$9,555.00	\$2,422.50	\$7,132.50	\$367.50	\$23,573.88	(\$14,018.88)	40.53%
Mayville, Our Lady of Peace	108	30	27.78%	\$16,762.00	\$3,233.00	\$13,529.00	\$558.73	\$27,042.03	(\$10,280.03)	61.98%
McClusky, Holy Family	19	2	10.53%	\$1,400.00		\$1,400.00	\$700.00	\$3,758.24	(\$2,358.24)	37.25%
McHenry, SS. Peter & Paul	26	13	50.00%	\$4,536.40	\$1,122.50	\$3,413.90	\$348.95	\$5,310.59	(\$774.19)	85.42%
Medina, St. Mary	30	8	26.67%	\$4,200.00		\$4,200.00	\$525.00	\$8,045.00	(\$3,845.00)	52.21%



"Journey with Hope" - Hebrews 6:18-19

Diocese of Fargo
Status of 2025 God's Gift Appeal

Diocese of Fargo
Office of Stewardship and Development

Parish:	Number of Households	Number of Donors	Percent Participation	Total Amout of Gifts Pledged	Outstanding Pledge Balance	Total Amount of Gifts Received	Average Gift Amount	Parish Goal	Over/ Under to Goal	Percent to Goal
Michigan, St. Lawrence O'Toole	44	6	13.64%	\$1,732.56	\$928.18	\$804.38	\$288.76	\$8,525.04	(\$6,792.48)	20.32%
Milnor, St. Arnold	64	8	12.50%	\$4,325.00		\$4,325.00	\$540.63	\$10,012.45	(\$5,687.45)	43.20%
Minto, Sacred Heart	167	36	21.56%	\$11,750.00	\$1,215.00	\$10,535.00	\$326.39	\$32,171.56	(\$20,421.56)	36.52%
Mooreton, St. Anthony	64	15	23.44%	\$6,385.00	\$1,050.00	\$5,335.00	\$425.67	\$13,635.43	(\$7,250.43)	46.83%
Munich, St. Mary	66	15	22.73%	\$13,225.00		\$13,225.00	\$881.67	\$16,385.41	(\$3,160.41)	80.71%
Napoleon, St. Philip Neri	250	52	20.80%	\$26,635.00	\$735.00	\$25,900.00	\$512.21	\$57,398.56	(\$30,763.56)	46.40%
Neche, SS. Nereus & Achilleus	23	1	4.35%	\$1,000.00		\$1,000.00	\$1,000.00	\$5,773.02	(\$4,773.02)	17.32%
Nekoma, St. Edward	19	3	15.79%	\$780.00	\$400.00	\$380.00	\$260.00	\$2,533.04	(\$1,753.04)	30.79%
New Rockford, St. John	172	40	23.26%	\$16,360.00	\$3,880.00	\$12,480.00	\$409.00	\$34,237.29	(\$17,877.29)	47.78%
Nortonville, Holy Spirit	21	2	9.52%	\$325.00		\$325.00	\$162.50	\$3,833.03	(\$3,508.03)	8.48%
Oakes, St. Charles Borromeo	165	39	23.64%	\$28,385.00	\$3,160.00	\$25,225.00	\$727.82	\$34,027.20	(\$5,642.20)	83.42%
Oakwood, Sacred Heart	38	4	10.53%	\$705.00	\$250.00	\$455.00	\$176.25	\$9,148.44	(\$8,443.44)	7.71%
Park River, St. Mary	158	37	23.42%	\$18,970.00	\$3,234.37	\$15,735.63	\$512.70	\$33,022.65	(\$14,052.65)	57.45%
Pembina, Assumption	40	14	35.00%	\$5,580.00	\$1,500.00	\$4,080.00	\$398.57	\$8,731.81	(\$3,151.81)	63.90%
Pisek, St. John Nepomucene	72	20	27.78%	\$10,560.00	\$4,350.00	\$6,210.00	\$528.00	\$14,805.65	(\$4,245.65)	71.32%
Reynolds, Our Lady of Perpetual Help	84	28	33.33%	\$14,936.00	\$980.00	\$13,956.00	\$533.43	\$24,804.83	(\$9,868.83)	60.21%
Rock Lake, Immaculate Heart of Mary	17	1	5.88%	\$300.00		\$300.00	\$300.00	\$4,219.06	(\$3,919.06)	7.11%
Rolette, Sacred Heart	60	11	18.33%	\$8,075.00		\$8,075.00	\$734.09	\$13,410.63	(\$5,335.63)	60.21%
Rolla, St. Joachim	61	8	13.11%	\$6,240.00		\$6,240.00	\$780.00	\$18,464.12	(\$12,224.12)	33.80%
Rugby, St. Therese/Little Flower	447	93	20.81%	\$35,695.34	\$4,950.00	\$30,745.34	\$383.82	\$72,622.27	(\$36,926.93)	49.15%
Saint John, St. John the Baptist	121	3	2.48%	\$400.00		\$400.00	\$133.33	\$18,309.43	(\$17,909.43)	2.18%
Saint Michael, St. Michael's Indian Mission	71	6	8.45%	\$11,975.00		\$11,975.00	\$1,995.83	\$14,225.71	(\$2,250.71)	84.18%
Sanborn, Sacred Heart	60	9	15.00%	\$3,251.00	\$550.00	\$2,701.00	\$361.22	\$11,287.56	(\$8,036.56)	28.80%
Selz, St. Anthony	37	15	40.54%	\$6,916.00	\$430.00	\$6,486.00	\$461.07	\$6,335.30	\$580.70	109.17%
Sheldon, Our Lady of the Scapular	46	6	13.04%	\$4,200.00		\$4,200.00	\$700.00	\$6,780.34	(\$2,580.34)	61.94%
Starkweather, Assumption of B.V.M.	19	9	47.37%	\$6,400.00	\$700.00	\$5,700.00	\$711.11	\$4,544.00	\$1,856.00	140.85%
Steele, St. Francis de Sales	85	17	20.00%	\$9,230.00		\$9,230.00	\$542.94	\$15,903.11	(\$6,673.11)	58.04%
Sykeston, St. Elizabeth	40	13	32.50%	\$4,050.00	\$550.00	\$3,500.00	\$311.54	\$7,855.09	(\$3,805.09)	51.56%
Tappen, St. Paul	25	3	12.00%	\$750.00		\$750.00	\$250.00	\$4,456.16	(\$3,706.16)	16.83%
Thompson, St. Jude	147	20	13.61%	\$11,590.00	\$2,485.00	\$9,105.00	\$579.50	\$27,708.16	(\$16,118.16)	41.83%
Tokio, Christ the King	6		0.00%	\$0.00				\$1,251.00	(\$1,251.00)	0.00%
Tolna, St. Joseph	28	8	28.57%	\$3,250.00		\$3,250.00	\$406.25	\$6,209.25	(\$2,959.25)	52.34%
Towner, St. Cecilia	109	23	21.10%	\$6,730.00	\$50.00	\$6,680.00	\$292.61	\$19,018.68	(\$12,288.68)	35.39%
Unaffiliated	1,231	34	2.76%	\$10,774.07	\$415.00	\$10,359.07	\$316.88	\$34,427.57	(\$23,653.50)	31.29%
Valley City, St. Catherine	457	86	18.82%	\$39,311.00	\$5,407.50	\$33,903.50	\$457.10	\$72,440.21	(\$33,129.21)	54.27%
Velva, St. Cecilia	138	11	7.97%	\$4,105.00		\$4,105.00	\$373.18	\$28,881.64	(\$24,776.64)	14.21%
Verona, St. Raphael	15	3	20.00%	\$925.00		\$925.00	\$308.33	\$2,080.80	(\$1,155.80)	44.45%
Veseleyville, St. Luke	24	11	45.83%	\$5,395.00	\$217.00	\$5,178.00	\$490.45	\$8,464.87	(\$3,069.87)	63.73%
Wahpeton, St. John	794	108	13.60%	\$42,065.00	\$6,480.00	\$35,585.00	\$389.49	\$115,121.79	(\$73,056.79)	36.54%



"Journey with Hope" – Hebrews 6:18-19

Diocese of Fargo
Status of 2025 God's Gift Appeal

Diocese of Fargo
Office of Stewardship and Development

Parish:	Number of Households	Number of Donors	Percent Participation	Total Amout of Gifts Pledged	Outstanding Pledge Balance	Total Amount of Gifts Received	Average Gift Amount	Parish Goal	Over/ Under to Goal	Percent to Goal
Walhalla, St. Boniface	151	12	7.95%	\$6,420.00		\$6,420.00	\$535.00	\$24,327.52	(\$17,907.52)	26.39%
Warsaw, St. Stanislaus	85	19	22.35%	\$8,265.00	\$700.00	\$7,565.00	\$435.00	\$25,064.67	(\$16,799.67)	32.97%
West Fargo, Blessed Sacrament	430	119	27.67%	\$50,141.00	\$10,123.75	\$40,017.25	\$421.35	\$71,975.59	(\$21,834.59)	69.66%
West Fargo, Holy Cross	2,089	181	8.66%	\$94,679.65	\$20,706.23	\$73,973.42	\$523.09	\$241,511.81	(\$146,832.16)	39.20%
Westhope, St. Andrew	64		0.00%	\$0.00				\$13,986.20	(\$13,986.20)	0.00%
Willow City, Notre Dame des Victoires	17	7	41.18%	\$3,850.00		\$3,850.00	\$550.00	\$4,102.19	(\$252.19)	93.85%
Wimbledon, St. Boniface	58	10	17.24%	\$5,350.00		\$5,350.00	\$535.00	\$10,239.88	(\$4,889.88)	52.25%
Windsor, St. Mathias of Windsor	28	8	28.57%	\$2,380.00		\$2,380.00	\$297.50	\$8,112.03	(\$5,732.03)	29.34%
Wishek, St. Patrick	67	15	22.39%	\$4,713.00	\$400.00	\$4,313.00	\$314.20	\$12,323.12	(\$7,610.12)	38.25%
Wyndmere, St. John the Baptist	90	30	33.33%	\$9,955.00	\$1,890.00	\$8,065.00	\$331.83	\$21,406.23	(\$11,451.23)	46.51%
Zeeland, St. Andrew	56	6	10.71%	\$8,150.00		\$8,150.00	\$1,358.33	\$16,782.50	(\$8,632.50)	48.56%
Totals:	24,005	3,815	15.89%	\$1,911,189.30	\$285,806.99	\$1,625,382.31	\$500.97	\$3,773,301.00	(\$1,862,111.70)	50.65%

Number of parishes:

100% of goal or above: 6

75% to 99% of goal: 15

50% to 74% of goal: 34

25% to 49% of goal: 45

Below 25% of goal: 27



"Journey with Hope" - Hebrews 6:18-19

Diocese of Fargo
Status of 2025 God's Gift Appeal

Diocese of Fargo
Office of Stewardship and Development

Parish:	Number of Households	Number of Donors	Percent Participation	Total Amout of Gifts Pledged	Outstanding Pledge Balance	Total Amount of Gifts Received	Average Gift Amount	Parish Goal	Over/ Under to Goal	Percent to Goal
Totals for entire Diocese:	24,005	3,558	14.82%	\$1,775,170.56	\$303,010.73	\$1,472,159.83	\$498.92	\$3,773,301.00	(\$1,998,130.44)	47.05%
Anamoose, St. Francis Xavier	73	5	6.85%	\$2,125.00		\$2,125.00	\$425.00	\$12,272.58	(\$10,147.58)	17.32%
Aneta, Sacred Heart	14	5	35.71%	\$2,960.00		\$2,960.00	\$592.00	\$2,895.00	\$65.00	102.25%
Argusville, St. William	62	15	24.19%	\$5,185.00	\$630.00	\$4,555.00	\$345.67	\$13,333.01	(\$8,148.01)	38.89%
Ashley, St. David	32	8	25.00%	\$5,650.00	\$1,750.00	\$3,900.00	\$706.25	\$6,976.91	(\$1,326.91)	80.98%
Balta, Our Lady of Mt. Carmel	54	11	20.37%	\$4,755.04	\$1,071.91	\$3,683.13	\$432.28	\$8,385.14	(\$3,630.10)	56.71%
Bechyne, SS. Peter & Paul	35	17	48.57%	\$5,610.33	\$300.00	\$5,310.33	\$330.02	\$8,134.35	(\$2,524.02)	68.97%
Belcourt, St. Ann	165	13	7.88%	\$8,856.00	\$90.00	\$8,766.00	\$681.23	\$17,926.00	(\$9,070.00)	49.40%
Belcourt, St. Anthony	24		0.00%	\$0.00				\$3,865.10	(\$3,865.10)	0.00%
Belcourt, St. Benedict	48	5	10.42%	\$950.00	\$131.25	\$818.75	\$190.00	\$5,423.51	(\$4,473.51)	17.52%
Bisbee, Holy Rosary	22	8	36.36%	\$1,545.00		\$1,545.00	\$193.13	\$5,290.74	(\$3,745.74)	29.20%
Bottineau, St. Mark	200	22	11.00%	\$9,454.00	\$202.00	\$9,252.00	\$429.73	\$41,156.70	(\$31,702.70)	22.97%
Buchanan, St. Margaret	36	10	27.78%	\$3,920.00	\$540.00	\$3,380.00	\$392.00	\$5,642.78	(\$1,722.78)	69.47%
Buffalo, St. Thomas	43	8	18.60%	\$5,650.00		\$5,650.00	\$706.25	\$10,217.09	(\$4,567.09)	55.30%
Cando, Sacred Heart	82	11	13.41%	\$7,435.00		\$7,435.00	\$675.91	\$19,808.35	(\$12,373.35)	37.53%
Carrington, Sacred Heart	196	41	20.92%	\$24,756.00	\$4,750.00	\$20,006.00	\$603.80	\$38,771.49	(\$14,015.49)	63.85%
Casselton, St. Leo	257	32	12.45%	\$17,557.00	\$4,115.56	\$13,441.44	\$548.66	\$64,992.17	(\$47,435.17)	27.01%
Cavalier, St. Brigid	92	9	9.78%	\$2,745.00	\$100.00	\$2,645.00	\$305.00	\$21,890.32	(\$19,145.32)	12.54%
Cayuga, SS. Peter & Paul	26	13	50.00%	\$4,298.00	\$217.00	\$4,081.00	\$330.62	\$7,286.13	(\$2,988.13)	58.99%
Cooperstown, St. George	62	21	33.87%	\$7,180.00		\$7,180.00	\$341.90	\$13,911.24	(\$6,731.24)	51.61%
Crystal, St. Patrick	30	6	20.00%	\$3,040.00		\$3,040.00	\$506.67	\$8,518.23	(\$5,478.23)	35.69%
Dazey, St. Mary	37	6	16.22%	\$2,200.00		\$2,200.00	\$366.67	\$7,885.85	(\$5,685.85)	27.90%
Devils Lake, St. Joseph	970	177	18.25%	\$93,103.00	\$11,667.50	\$81,435.50	\$526.01	\$130,009.17	(\$36,906.17)	71.61%
Dickey, Assumption	27	4	14.81%	\$500.00		\$500.00	\$125.00	\$3,831.08	(\$3,331.08)	13.05%
Drake, St. Margaret Mary	79	2	2.53%	\$100.00		\$100.00	\$50.00	\$10,699.45	(\$10,599.45)	0.93%
Drayton, St. Edward	56	8	14.29%	\$5,330.00		\$5,330.00	\$666.25	\$11,825.72	(\$6,495.72)	45.07%
Dunseith, St. Michael the Archangel	107	6	5.61%	\$1,485.00	\$350.00	\$1,135.00	\$247.50	\$12,968.23	(\$11,483.23)	11.45%
Edgeley, Transfiguration	92	11	11.96%	\$6,865.00	\$175.00	\$6,690.00	\$624.09	\$23,602.57	(\$16,737.57)	29.09%
Ellendale, St. Helena	73	7	9.59%	\$1,411.00		\$1,411.00	\$201.57	\$19,369.93	(\$17,958.93)	7.28%
Enderlin, St. Patrick	79	15	18.99%	\$6,830.00	\$2,980.00	\$3,850.00	\$455.33	\$10,185.50	(\$3,355.50)	67.06%
Esmond, St. Boniface	43	6	13.95%	\$2,090.00		\$2,090.00	\$348.33	\$7,468.87	(\$5,378.87)	27.98%
Fairmount, St. Anthony	53	16	30.19%	\$6,210.00		\$6,210.00	\$388.13	\$9,542.75	(\$3,332.75)	65.08%
Fargo, Cathedral of St. Mary	436	81	18.58%	\$62,590.64	\$31,865.74	\$30,724.90	\$772.72	\$73,864.86	(\$11,274.22)	84.74%
Fargo, Holy Spirit	859	169	19.67%	\$89,573.88	\$16,632.01	\$72,941.87	\$530.02	\$143,630.29	(\$54,056.41)	62.36%
Fargo, Nativity	1,247	164	13.15%	\$64,709.24	\$6,575.73	\$58,133.51	\$394.57	\$134,548.83	(\$69,839.59)	48.09%
Fargo, SS. Anne & Joachim	1,679	210	12.51%	\$149,109.71	\$30,170.47	\$118,939.24	\$710.05	\$252,088.82	(\$102,979.11)	59.15%
Fargo, St. Anthony of Padua	652	137	21.01%	\$63,684.00	\$19,140.50	\$44,543.50	\$464.85	\$95,840.54	(\$32,156.54)	66.45%
Fargo, St. Paul Newman	30	17	56.67%	\$14,730.00	\$2,620.00	\$12,110.00	\$866.47	\$8,812.77	\$5,917.23	167.14%
Fessenden, St. Augustine	50	10	20.00%	\$5,275.00		\$5,275.00	\$527.50	\$10,569.95	(\$5,294.95)	49.91%



"Journey with Hope" - Hebrews 6:18-19

Diocese of Fargo
Status of 2025 God's Gift Appeal

Diocese of Fargo
Office of Stewardship and Development

Parish:	Number of Households	Number of Donors	Percent Participation	Total Amout of Gifts Pledged	Outstanding Pledge Balance	Total Amount of Gifts Received	Average Gift Amount	Parish Goal	Over/ Under to Goal	Percent to Goal
Fingal, Holy Trinity	63	10	15.87%	\$3,835.00		\$3,835.00	\$383.50	\$11,812.43	(\$7,977.43)	32.47%
Finley, St. Olaf	24	3	12.50%	\$410.00		\$410.00	\$136.67	\$4,642.50	(\$4,232.50)	8.83%
Forman, St. Mary	66	21	31.82%	\$11,180.00		\$11,180.00	\$532.38	\$13,341.73	(\$2,161.73)	83.80%
Fort Totten, Seven Dolors	37	3	8.11%	\$1,150.00	\$200.00	\$950.00	\$383.33	\$6,670.00	(\$5,520.00)	17.24%
Fullerton, St. Patrick	24	1	4.17%	\$1,000.00		\$1,000.00	\$1,000.00	\$6,636.00	(\$5,636.00)	15.07%
Geneseo, St. Martin	41	6	14.63%	\$2,950.00		\$2,950.00	\$491.67	\$6,701.49	(\$3,751.49)	44.02%
Grafton, St. John the Evangelist	487	51	10.47%	\$28,850.04	\$4,730.04	\$24,120.00	\$565.69	\$87,229.45	(\$58,379.41)	33.07%
Grand Forks, Holy Family	1,052	118	11.22%	\$45,088.00	\$3,316.75	\$41,771.25	\$382.10	\$140,859.94	(\$95,771.94)	32.01%
Grand Forks, St. Mary	410	72	17.56%	\$43,612.00	\$887.00	\$42,725.00	\$605.72	\$73,040.26	(\$29,428.26)	59.71%
Grand Forks, St. Michael	1,433	182	12.70%	\$90,910.00	\$30,557.50	\$60,352.50	\$499.51	\$208,832.52	(\$117,922.52)	43.53%
Grand Forks, St. Thomas Aquinas	39	5	12.82%	\$1,210.00	\$360.00	\$850.00	\$242.00	\$13,493.17	(\$12,283.17)	8.97%
Gwinner, St. Vincent	35	4	11.43%	\$870.00		\$870.00	\$217.50	\$7,209.51	(\$6,339.51)	12.07%
Hankinson, St. Philip	185	33	17.84%	\$14,725.00	\$525.00	\$14,200.00	\$446.21	\$30,878.94	(\$16,153.94)	47.69%
Harvey, St. Cecilia	238	66	27.73%	\$33,575.00	\$3,540.00	\$30,035.00	\$508.71	\$43,340.67	(\$9,765.67)	77.47%
Hillsboro, St. Rose of Lima	189	32	16.93%	\$15,650.00	\$3,950.00	\$11,700.00	\$489.06	\$28,591.06	(\$12,941.06)	54.74%
Hope, St. Agatha	55	11	20.00%	\$7,425.00		\$7,425.00	\$675.00	\$9,715.14	(\$2,290.14)	76.43%
Horace, St. Benedict	235	48	20.43%	\$30,053.33	\$8,175.00	\$21,878.33	\$626.11	\$62,009.82	(\$31,956.49)	48.47%
Hunter, St. Agnes	25		0.00%	\$0.00				\$7,230.59	(\$7,230.59)	0.00%
Jamestown, Basilica of St. James	997	129	12.94%	\$76,713.24	\$15,729.23	\$60,984.01	\$594.68	\$154,604.17	(\$77,890.93)	49.62%
Jessie, St. Lawrence	35	13	37.14%	\$7,646.00	\$175.00	\$7,471.00	\$588.15	\$8,120.35	(\$474.35)	94.16%
Karlsruhe, SS. Peter & Paul	37	3	8.11%	\$1,000.00	\$350.00	\$650.00	\$333.33	\$7,701.00	(\$6,701.00)	12.99%
Kensal, St. John	21	8	38.10%	\$2,800.00		\$2,800.00	\$350.00	\$6,110.39	(\$3,310.39)	45.82%
Kindred, St. Maurice	96	11	11.46%	\$7,790.00	\$3,620.00	\$4,170.00	\$708.18	\$19,885.76	(\$12,095.76)	39.17%
Knox, St. Mary	25	3	12.00%	\$1,260.00		\$1,260.00	\$420.00	\$4,401.86	(\$3,141.86)	28.62%
Lakota, St. Mary	66	15	22.73%	\$3,535.00	\$300.00	\$3,235.00	\$235.67	\$11,226.26	(\$7,691.26)	31.49%
Lamoure, Holy Rosary	100	27	27.00%	\$8,605.00	\$612.50	\$7,992.50	\$318.70	\$25,432.34	(\$16,827.34)	33.83%
Langdon, St. Alphonsus	319	59	18.50%	\$25,340.50	\$2,843.75	\$22,496.75	\$429.50	\$33,317.20	(\$7,976.70)	76.06%
Lankin, St. Joseph	30	12	40.00%	\$7,990.63	\$333.26	\$7,657.37	\$665.89	\$8,071.33	(\$80.70)	99.00%
Larimore, St. Stephen	151	19	12.58%	\$6,839.00	\$2,661.00	\$4,178.00	\$359.95	\$26,259.64	(\$19,420.64)	26.04%
Leeds, St. Vincent de Paul	25	6	24.00%	\$735.00	\$50.00	\$685.00	\$122.50	\$5,089.59	(\$4,354.59)	14.44%
Lidgerwood, St. Boniface	134	20	14.93%	\$10,040.00	\$1,050.00	\$8,990.00	\$502.00	\$23,021.28	(\$12,981.28)	43.61%
Lisbon, St. Aloysius	171	33	19.30%	\$12,091.36	\$2,200.00	\$9,891.36	\$366.40	\$32,405.53	(\$20,314.17)	37.31%
Maddock, St. William	49	13	26.53%	\$9,050.00		\$9,050.00	\$696.15	\$10,565.75	(\$1,515.75)	85.65%
Mantador, SS. Peter & Paul	55	18	32.73%	\$9,020.00		\$9,020.00	\$501.11	\$10,787.67	(\$1,767.67)	83.61%
Manvel, St. Timothy	131	24	18.32%	\$8,055.00	\$1,422.50	\$6,632.50	\$335.63	\$23,573.88	(\$15,518.88)	34.17%
Mayville, Our Lady of Peace	108	29	26.85%	\$16,612.00	\$3,358.00	\$13,254.00	\$572.83	\$27,042.03	(\$10,430.03)	61.43%
McClusky, Holy Family	19	2	10.53%	\$1,400.00		\$1,400.00	\$700.00	\$3,758.24	(\$2,358.24)	37.25%
McHenry, SS. Peter & Paul	26	13	50.00%	\$4,420.00	\$1,722.50	\$2,697.50	\$340.00	\$5,310.59	(\$890.59)	83.23%
Medina, St. Mary	30	7	23.33%	\$3,100.00		\$3,100.00	\$442.86	\$8,045.00	(\$4,945.00)	38.53%



"Journey with Hope" - Hebrews 6:18-19

Diocese of Fargo
Status of 2025 God's Gift Appeal

Diocese of Fargo
Office of Stewardship and Development

Parish:	Number of Households	Number of Donors	Percent Participation	Total Amout of Gifts Pledged	Outstanding Pledge Balance	Total Amount of Gifts Received	Average Gift Amount	Parish Goal	Over/ Under to Goal	Percent to Goal
Michigan, St. Lawrence O'Toole	44	6	13.64%	\$1,732.56	\$928.18	\$804.38	\$288.76	\$8,525.04	(\$6,792.48)	20.32%
Milnor, St. Arnold	64	8	12.50%	\$4,325.00		\$4,325.00	\$540.63	\$10,012.45	(\$5,687.45)	43.20%
Minto, Sacred Heart	167	33	19.76%	\$10,800.00	\$1,265.00	\$9,535.00	\$327.27	\$32,171.56	(\$21,371.56)	33.57%
Mooreton, St. Anthony	64	14	21.88%	\$5,185.00		\$5,185.00	\$370.36	\$13,635.43	(\$8,450.43)	38.03%
Munich, St. Mary	66	14	21.21%	\$10,725.00		\$10,725.00	\$766.07	\$16,385.41	(\$5,660.41)	65.45%
Napoleon, St. Philip Neri	250	47	18.80%	\$17,935.00	\$735.00	\$17,200.00	\$381.60	\$57,398.56	(\$39,463.56)	31.25%
Neche, SS. Nereus & Achilleus	23	1	4.35%	\$1,000.00		\$1,000.00	\$1,000.00	\$5,773.02	(\$4,773.02)	17.32%
Nekoma, St. Edward	19	3	15.79%	\$780.00	\$450.00	\$330.00	\$260.00	\$2,533.04	(\$1,753.04)	30.79%
New Rockford, St. John	172	39	22.67%	\$17,360.00	\$5,280.00	\$12,080.00	\$445.13	\$34,237.29	(\$16,877.29)	50.70%
Nortonville, Holy Spirit	21	2	9.52%	\$325.00		\$325.00	\$162.50	\$3,833.03	(\$3,508.03)	8.48%
Oakes, St. Charles Borromeo	165	38	23.03%	\$27,635.00	\$3,190.00	\$24,445.00	\$727.24	\$34,027.20	(\$6,392.20)	81.21%
Oakwood, Sacred Heart	38	4	10.53%	\$705.00	\$250.00	\$455.00	\$176.25	\$9,148.44	(\$8,443.44)	7.71%
Park River, St. Mary	158	32	20.25%	\$16,420.00	\$3,265.62	\$13,154.38	\$513.13	\$33,022.65	(\$16,602.65)	49.72%
Pembina, Assumption	40	14	35.00%	\$5,580.00	\$1,500.00	\$4,080.00	\$398.57	\$8,731.81	(\$3,151.81)	63.90%
Pisek, St. John Nepomucene	72	20	27.78%	\$10,560.00	\$4,350.00	\$6,210.00	\$528.00	\$14,805.65	(\$4,245.65)	71.32%
Reynolds, Our Lady of Perpetual Help	84	25	29.76%	\$13,886.00	\$980.00	\$12,906.00	\$555.44	\$24,804.83	(\$10,918.83)	55.98%
Rock Lake, Immaculate Heart of Mary	17	1	5.88%	\$300.00		\$300.00	\$300.00	\$4,219.06	(\$3,919.06)	7.11%
Rolette, Sacred Heart	60	10	16.67%	\$7,875.00		\$7,875.00	\$787.50	\$13,410.63	(\$5,535.63)	58.72%
Rolla, St. Joachim	61	8	13.11%	\$6,240.00		\$6,240.00	\$780.00	\$18,464.12	(\$12,224.12)	33.80%
Rugby, St. Therese/Little Flower	447	91	20.36%	\$35,345.34	\$4,950.00	\$30,395.34	\$388.41	\$72,622.27	(\$37,276.93)	48.67%
Saint John, St. John the Baptist	121	3	2.48%	\$400.00		\$400.00	\$133.33	\$18,309.43	(\$17,909.43)	2.18%
Saint Michael, St. Michael's Indian Mission	71	4	5.63%	\$9,775.00		\$9,775.00	\$2,443.75	\$14,225.71	(\$4,450.71)	68.71%
Sanborn, Sacred Heart	60	9	15.00%	\$3,251.00	\$550.00	\$2,701.00	\$361.22	\$11,287.56	(\$8,036.56)	28.80%
Selz, St. Anthony	37	14	37.84%	\$6,416.00	\$430.00	\$5,986.00	\$458.29	\$6,335.30	\$80.70	101.27%
Sheldon, Our Lady of the Scapular	46	6	13.04%	\$4,200.00		\$4,200.00	\$700.00	\$6,780.34	(\$2,580.34)	61.94%
Starkweather, Assumption of B.V.M.	19	9	47.37%	\$6,400.00	\$700.00	\$5,700.00	\$711.11	\$4,544.00	\$1,856.00	140.85%
Steele, St. Francis de Sales	85	14	16.47%	\$8,730.00		\$8,730.00	\$623.57	\$15,903.11	(\$7,173.11)	54.89%
Sykeston, St. Elizabeth	40	13	32.50%	\$4,050.00	\$550.00	\$3,500.00	\$311.54	\$7,855.09	(\$3,805.09)	51.56%
Tappen, St. Paul	25	3	12.00%	\$750.00		\$750.00	\$250.00	\$4,456.16	(\$3,706.16)	16.83%
Thompson, St. Jude	147	15	10.20%	\$6,500.00	\$1,000.00	\$5,500.00	\$433.33	\$27,708.16	(\$21,208.16)	23.46%
Tokio, Christ the King	6		0.00%	\$0.00				\$1,251.00	(\$1,251.00)	0.00%
Tolna, St. Joseph	28	8	28.57%	\$3,250.00		\$3,250.00	\$406.25	\$6,209.25	(\$2,959.25)	52.34%
Towner, St. Cecilia	109	19	17.43%	\$5,730.00	\$0.00	\$5,730.00	\$301.58	\$19,018.68	(\$13,288.68)	30.13%
Unaffiliated	1,231	31	2.52%	\$10,296.07	\$415.00	\$9,881.07	\$332.13	\$34,427.57	(\$24,131.50)	29.91%
Valley City, St. Catherine	457	85	18.60%	\$39,011.00	\$5,407.50	\$33,603.50	\$458.95	\$72,440.21	(\$33,429.21)	53.85%
Velva, St. Cecilia	138	8	5.80%	\$2,805.00		\$2,805.00	\$350.63	\$28,881.64	(\$26,076.64)	9.71%
Verona, St. Raphael	15	3	20.00%	\$925.00		\$925.00	\$308.33	\$2,080.80	(\$1,155.80)	44.45%
Veseleyville, St. Luke	24	11	45.83%	\$5,395.00	\$217.00	\$5,178.00	\$490.45	\$8,464.87	(\$3,069.87)	63.73%
Wahpeton, St. John	794	95	11.96%	\$36,045.00	\$6,555.00	\$29,490.00	\$379.42	\$115,121.79	(\$79,076.79)	31.31%



"Journey with Hope" – Hebrews 6:18-19

Diocese of Fargo
Status of 2025 God's Gift Appeal

Diocese of Fargo
Office of Stewardship and Development

Parish:	Number of Households	Number of Donors	Percent Participation	Total Amout of Gifts Pledged	Outstanding Pledge Balance	Total Amount of Gifts Received	Average Gift Amount	Parish Goal	Over/ Under to Goal	Percent to Goal
Walhalla, St. Boniface	151	10	6.62%	\$3,620.00		\$3,620.00	\$362.00	\$24,327.52	(\$20,707.52)	14.88%
Warsaw, St. Stanislaus	85	17	20.00%	\$7,565.00	\$700.00	\$6,865.00	\$445.00	\$25,064.67	(\$17,499.67)	30.18%
West Fargo, Blessed Sacrament	430	111	25.81%	\$47,651.00	\$10,123.75	\$37,527.25	\$429.29	\$71,975.59	(\$24,324.59)	66.20%
West Fargo, Holy Cross	2,089	153	7.32%	\$79,289.65	\$17,834.98	\$61,454.67	\$518.23	\$241,511.81	(\$162,222.16)	32.83%
Westhope, St. Andrew	64		0.00%	\$0.00				\$13,986.20	(\$13,986.20)	0.00%
Willow City, Notre Dame des Victoires	17	7	41.18%	\$3,850.00		\$3,850.00	\$550.00	\$4,102.19	(\$252.19)	93.85%
Wimbledon, St. Boniface	58	9	15.52%	\$5,100.00		\$5,100.00	\$566.67	\$10,239.88	(\$5,139.88)	49.81%
Windsor, St. Mathias of Windsor	28	8	28.57%	\$2,380.00		\$2,380.00	\$297.50	\$8,112.03	(\$5,732.03)	29.34%
Wishek, St. Patrick	67	12	17.91%	\$3,213.00	\$500.00	\$2,713.00	\$267.75	\$12,323.12	(\$9,110.12)	26.07%
Wyndmere, St. John the Baptist	90	29	32.22%	\$9,705.00	\$2,140.00	\$7,565.00	\$334.66	\$21,406.23	(\$11,701.23)	45.34%
Zeeland, St. Andrew	56	6	10.71%	\$8,150.00		\$8,150.00	\$1,358.33	\$16,782.50	(\$8,632.50)	48.56%
Totals:	24,005	3,558	14.82%	\$1,775,170.56	\$303,010.73	\$1,472,159.83	\$498.92	\$3,773,301.00	(\$1,998,130.44)	47.05%

Number of parishes:


100% of goal or above: 4

75% to 99% of goal: 13

50% to 74% of goal: 30

25% to 49% of goal: 51

Below 25% of goal: 29



"Journey with Hope" - Hebrews 6:18-19

Diocese of Fargo
Status of 2025 God's Gift Appeal

Diocese of Fargo
Office of Stewardship and Development

Parish:	Number of Households	Number of Donors	Percent Participation	Total Amout of Gifts Pledged	Outstanding Pledge Balance	Total Amount of Gifts Received	Average Gift Amount	Parish Goal	Over/ Under to Goal	Percent to Goal
Totals for entire Diocese:	24,005	3,164	13.18%	\$1,559,471.56	\$270,697.08	\$1,288,774.48	\$492.88	\$3,773,301.00	(\$2,213,829.44)	41.33%
Anamoose, St. Francis Xavier	73	4	5.48%	\$1,625.00		\$1,625.00	\$406.25	\$12,272.58	(\$10,647.58)	13.24%
Aneta, Sacred Heart	14	4	28.57%	\$1,460.00		\$1,460.00	\$365.00	\$2,895.00	(\$1,435.00)	50.43%
Argusville, St. William	62	13	20.97%	\$4,835.00	\$630.00	\$4,205.00	\$371.92	\$13,333.01	(\$8,498.01)	36.26%
Ashley, St. David	32	7	21.88%	\$4,650.00	\$1,750.00	\$2,900.00	\$664.29	\$6,976.91	(\$2,326.91)	66.65%
Balta, Our Lady of Mt. Carmel	54	11	20.37%	\$4,755.04	\$1,071.91	\$3,683.13	\$432.28	\$8,385.14	(\$3,630.10)	56.71%
Bechyne, SS. Peter & Paul	35	13	37.14%	\$4,585.33	\$300.00	\$4,285.33	\$352.72	\$8,134.35	(\$3,549.02)	56.37%
Belcourt, St. Ann	165	13	7.88%	\$8,856.00	\$90.00	\$8,766.00	\$681.23	\$17,926.00	(\$9,070.00)	49.40%
Belcourt, St. Anthony	24		0.00%	\$0.00				\$3,865.10	(\$3,865.10)	0.00%
Belcourt, St. Benedict	48	4	8.33%	\$800.00		\$800.00	\$200.00	\$5,423.51	(\$4,623.51)	14.75%
Bisbee, Holy Rosary	22	6	27.27%	\$1,295.00		\$1,295.00	\$215.83	\$5,290.74	(\$3,995.74)	24.48%
Bottineau, St. Mark	200	20	10.00%	\$5,704.00	\$202.00	\$5,502.00	\$285.20	\$41,156.70	(\$35,452.70)	13.86%
Buchanan, St. Margaret	36	10	27.78%	\$3,920.00	\$540.00	\$3,380.00	\$392.00	\$5,642.78	(\$1,722.78)	69.47%
Buffalo, St. Thomas	43	4	9.30%	\$3,300.00		\$3,300.00	\$825.00	\$10,217.09	(\$6,917.09)	32.30%
Cando, Sacred Heart	82	11	13.41%	\$7,435.00		\$7,435.00	\$675.91	\$19,808.35	(\$12,373.35)	37.53%
Carrington, Sacred Heart	196	38	19.39%	\$22,726.00	\$5,150.00	\$17,576.00	\$598.05	\$38,771.49	(\$16,045.49)	58.62%
Casselton, St. Leo	257	28	10.89%	\$14,657.00	\$4,224.65	\$10,432.35	\$523.46	\$64,992.17	(\$50,335.17)	22.55%
Cavalier, St. Brigid	92	7	7.61%	\$2,445.00	\$100.00	\$2,345.00	\$349.29	\$21,890.32	(\$19,445.32)	11.17%
Cayuga, SS. Peter & Paul	26	10	38.46%	\$2,648.00	\$217.00	\$2,431.00	\$264.80	\$7,286.13	(\$4,638.13)	36.34%
Cooperstown, St. George	62	15	24.19%	\$5,980.00		\$5,980.00	\$398.67	\$13,911.24	(\$7,931.24)	42.99%
Crystal, St. Patrick	30	5	16.67%	\$2,290.00		\$2,290.00	\$458.00	\$8,518.23	(\$6,228.23)	26.88%
Dazey, St. Mary	37	5	13.51%	\$2,100.00		\$2,100.00	\$420.00	\$7,885.85	(\$5,785.85)	26.63%
Devils Lake, St. Joseph	970	159	16.39%	\$77,313.00	\$9,207.50	\$68,105.50	\$486.25	\$130,009.17	(\$52,696.17)	59.47%
Dickey, Assumption	27	4	14.81%	\$500.00		\$500.00	\$125.00	\$3,831.08	(\$3,331.08)	13.05%
Drake, St. Margaret Mary	79	1	1.27%	\$50.00		\$50.00	\$50.00	\$10,699.45	(\$10,649.45)	0.47%
Drayton, St. Edward	56	8	14.29%	\$5,330.00		\$5,330.00	\$666.25	\$11,825.72	(\$6,495.72)	45.07%
Dunseith, St. Michael the Archangel	107	4	3.74%	\$685.00		\$685.00	\$171.25	\$12,968.23	(\$12,283.23)	5.28%
Edgeley, Transfiguration	92	11	11.96%	\$6,865.00	\$175.00	\$6,690.00	\$624.09	\$23,602.57	(\$16,737.57)	29.09%
Ellendale, St. Helena	73	5	6.85%	\$511.00		\$511.00	\$102.20	\$19,369.93	(\$18,858.93)	2.64%
Enderlin, St. Patrick	79	11	13.92%	\$5,455.00	\$2,980.00	\$2,475.00	\$495.91	\$10,185.50	(\$4,730.50)	53.56%
Esmond, St. Boniface	43	6	13.95%	\$2,090.00		\$2,090.00	\$348.33	\$7,468.87	(\$5,378.87)	27.98%
Fairmount, St. Anthony	53	15	28.30%	\$6,060.00		\$6,060.00	\$404.00	\$9,542.75	(\$3,482.75)	63.50%
Fargo, Cathedral of St. Mary	436	68	15.60%	\$52,575.64	\$30,875.74	\$21,699.90	\$773.17	\$73,864.86	(\$21,289.22)	71.18%
Fargo, Holy Spirit	859	150	17.46%	\$79,538.88	\$13,322.01	\$66,216.87	\$530.26	\$143,630.29	(\$64,091.41)	55.38%
Fargo, Nativity	1,247	153	12.27%	\$59,969.24	\$6,606.73	\$53,362.51	\$391.96	\$134,548.83	(\$74,579.59)	44.57%
Fargo, SS. Anne & Joachim	1,679	186	11.08%	\$135,831.71	\$23,165.47	\$112,666.24	\$730.28	\$252,088.82	(\$116,257.11)	53.88%
Fargo, St. Anthony of Padua	652	120	18.40%	\$54,084.00	\$15,885.50	\$38,198.50	\$450.70	\$95,840.54	(\$41,756.54)	56.43%
Fargo, St. Paul Newman	30	15	50.00%	\$14,255.00	\$2,620.00	\$11,635.00	\$950.33	\$8,812.77	\$5,442.23	161.75%
Fessenden, St. Augustine	50	9	18.00%	\$4,975.00		\$4,975.00	\$552.78	\$10,569.95	(\$5,594.95)	47.07%



"Journey with Hope" - Hebrews 6:18-19

Diocese of Fargo
Status of 2025 God's Gift Appeal

Diocese of Fargo
Office of Stewardship and Development

Parish:	Number of Households	Number of Donors	Percent Participation	Total Amout of Gifts Pledged	Outstanding Pledge Balance	Total Amount of Gifts Received	Average Gift Amount	Parish Goal	Over/ Under to Goal	Percent to Goal
Fingal, Holy Trinity	63	7	11.11%	\$2,725.00		\$2,725.00	\$389.29	\$11,812.43	(\$9,087.43)	23.07%
Finley, St. Olaf	24	3	12.50%	\$410.00		\$410.00	\$136.67	\$4,642.50	(\$4,232.50)	8.83%
Forman, St. Mary	66	17	25.76%	\$9,100.00		\$9,100.00	\$535.29	\$13,341.73	(\$4,241.73)	68.21%
Fort Totten, Seven Dolors	37	3	8.11%	\$1,150.00	\$200.00	\$950.00	\$383.33	\$6,670.00	(\$5,520.00)	17.24%
Fullerton, St. Patrick	24	1	4.17%	\$1,000.00		\$1,000.00	\$1,000.00	\$6,636.00	(\$5,636.00)	15.07%
Geneseo, St. Martin	41	6	14.63%	\$2,950.00		\$2,950.00	\$491.67	\$6,701.49	(\$3,751.49)	44.02%
Grafton, St. John the Evangelist	487	48	9.86%	\$27,000.04	\$4,730.04	\$22,270.00	\$562.50	\$87,229.45	(\$60,229.41)	30.95%
Grand Forks, Holy Family	1,052	102	9.70%	\$38,178.00	\$2,956.75	\$35,221.25	\$374.29	\$140,859.94	(\$102,681.94)	27.10%
Grand Forks, St. Mary	410	66	16.10%	\$40,862.00	\$887.00	\$39,975.00	\$619.12	\$73,040.26	(\$32,178.26)	55.94%
Grand Forks, St. Michael	1,433	164	11.44%	\$78,520.00	\$30,707.50	\$47,812.50	\$478.78	\$208,832.52	(\$130,312.52)	37.60%
Grand Forks, St. Thomas Aquinas	39	5	12.82%	\$1,210.00	\$360.00	\$850.00	\$242.00	\$13,493.17	(\$12,283.17)	8.97%
Gwinner, St. Vincent	35	3	8.57%	\$820.00		\$820.00	\$273.33	\$7,209.51	(\$6,389.51)	11.37%
Hankinson, St. Philip	185	31	16.76%	\$12,625.00	\$525.00	\$12,100.00	\$407.26	\$30,878.94	(\$18,253.94)	40.89%
Harvey, St. Cecilia	238	60	25.21%	\$32,250.00	\$3,540.00	\$28,710.00	\$537.50	\$43,340.67	(\$11,090.67)	74.41%
Hillsboro, St. Rose of Lima	189	31	16.40%	\$15,600.00	\$3,950.00	\$11,650.00	\$503.23	\$28,591.06	(\$12,991.06)	54.56%
Hope, St. Agatha	55	10	18.18%	\$5,425.00		\$5,425.00	\$542.50	\$9,715.14	(\$4,290.14)	55.84%
Horace, St. Benedict	235	43	18.30%	\$23,765.83	\$6,050.00	\$17,715.83	\$552.69	\$62,009.82	(\$38,243.99)	38.33%
Hunter, St. Agnes	25		0.00%	\$0.00				\$7,230.59	(\$7,230.59)	0.00%
Jamestown, Basilica of St. James	997	115	11.53%	\$64,741.58	\$12,829.24	\$51,912.34	\$562.97	\$154,604.17	(\$89,862.59)	41.88%
Jessie, St. Lawrence	35	13	37.14%	\$7,646.00	\$175.00	\$7,471.00	\$588.15	\$8,120.35	(\$474.35)	94.16%
Karlsruhe, SS. Peter & Paul	37	3	8.11%	\$1,000.00	\$350.00	\$650.00	\$333.33	\$7,701.00	(\$6,701.00)	12.99%
Kensal, St. John	21	8	38.10%	\$2,800.00		\$2,800.00	\$350.00	\$6,110.39	(\$3,310.39)	45.82%
Kindred, St. Maurice	96	8	8.33%	\$4,940.00	\$1,120.00	\$3,820.00	\$617.50	\$19,885.76	(\$14,945.76)	24.84%
Knox, St. Mary	25	2	8.00%	\$710.00		\$710.00	\$355.00	\$4,401.86	(\$3,691.86)	16.13%
Lakota, St. Mary	66	11	16.67%	\$2,835.00	\$300.00	\$2,535.00	\$257.73	\$11,226.26	(\$8,391.26)	25.25%
Lamoure, Holy Rosary	100	22	22.00%	\$6,255.00		\$6,255.00	\$284.32	\$25,432.34	(\$19,177.34)	24.59%
Langdon, St. Alphonsus	319	52	16.30%	\$24,010.00	\$2,843.75	\$21,166.25	\$461.73	\$33,317.20	(\$9,307.20)	72.06%
Lankin, St. Joseph	30	11	36.67%	\$7,790.63	\$333.26	\$7,457.37	\$708.24	\$8,071.33	(\$280.70)	96.52%
Larimore, St. Stephen	151	14	9.27%	\$5,189.00	\$2,411.00	\$2,778.00	\$370.64	\$26,259.64	(\$21,070.64)	19.76%
Leeds, St. Vincent de Paul	25	6	24.00%	\$735.00	\$50.00	\$685.00	\$122.50	\$5,089.59	(\$4,354.59)	14.44%
Lidgerwood, St. Boniface	134	13	9.70%	\$4,545.00	\$1,050.00	\$3,495.00	\$349.62	\$23,021.28	(\$18,476.28)	19.74%
Lisbon, St. Aloysius	171	31	18.13%	\$11,716.36	\$2,200.00	\$9,516.36	\$377.95	\$32,405.53	(\$20,689.17)	36.16%
Maddock, St. William	49	12	24.49%	\$8,550.00		\$8,550.00	\$712.50	\$10,565.75	(\$2,015.75)	80.92%
Mantador, SS. Peter & Paul	55	16	29.09%	\$8,750.00		\$8,750.00	\$546.88	\$10,787.67	(\$2,037.67)	81.11%
Manvel, St. Timothy	131	20	15.27%	\$6,280.00	\$1,422.50	\$4,857.50	\$314.00	\$23,573.88	(\$17,293.88)	26.64%
Mayville, Our Lady of Peace	108	24	22.22%	\$13,562.00	\$3,358.00	\$10,204.00	\$565.08	\$27,042.03	(\$13,480.03)	50.15%
McClusky, Holy Family	19	2	10.53%	\$1,400.00		\$1,400.00	\$700.00	\$3,758.24	(\$2,358.24)	37.25%
McHenry, SS. Peter & Paul	26	11	42.31%	\$3,120.00	\$1,142.50	\$1,977.50	\$283.64	\$5,310.59	(\$2,190.59)	58.75%
Medina, St. Mary	30	7	23.33%	\$3,100.00		\$3,100.00	\$442.86	\$8,045.00	(\$4,945.00)	38.53%



"Journey with Hope" - Hebrews 6:18-19

Diocese of Fargo
Status of 2025 God's Gift Appeal

Diocese of Fargo
Office of Stewardship and Development

Parish:	Number of Households	Number of Donors	Percent Participation	Total Amout of Gifts Pledged	Outstanding Pledge Balance	Total Amount of Gifts Received	Average Gift Amount	Parish Goal	Over/ Under to Goal	Percent to Goal
Michigan, St. Lawrence O'Toole	44	6	13.64%	\$1,732.56	\$928.18	\$804.38	\$288.76	\$8,525.04	(\$6,792.48)	20.32%
Milnor, St. Arnold	64	8	12.50%	\$4,325.00		\$4,325.00	\$540.63	\$10,012.45	(\$5,687.45)	43.20%
Minto, Sacred Heart	167	29	17.37%	\$9,550.00	\$1,265.00	\$8,285.00	\$329.31	\$32,171.56	(\$22,621.56)	29.68%
Mooreton, St. Anthony	64	13	20.31%	\$4,685.00		\$4,685.00	\$360.38	\$13,635.43	(\$8,950.43)	34.36%
Munich, St. Mary	66	14	21.21%	\$10,725.00		\$10,725.00	\$766.07	\$16,385.41	(\$5,660.41)	65.45%
Napoleon, St. Philip Neri	250	21	8.40%	\$9,660.00	\$440.00	\$9,220.00	\$460.00	\$57,398.56	(\$47,738.56)	16.83%
Neche, SS. Nereus & Achilleus	23	1	4.35%	\$1,000.00		\$1,000.00	\$1,000.00	\$5,773.02	(\$4,773.02)	17.32%
Nekoma, St. Edward	19	3	15.79%	\$780.00	\$450.00	\$330.00	\$260.00	\$2,533.04	(\$1,753.04)	30.79%
New Rockford, St. John	172	34	19.77%	\$14,560.00	\$5,280.00	\$9,280.00	\$428.24	\$34,237.29	(\$19,677.29)	42.53%
Nortonville, Holy Spirit	21	2	9.52%	\$325.00		\$325.00	\$162.50	\$3,833.03	(\$3,508.03)	8.48%
Oakes, St. Charles Borromeo	165	34	20.61%	\$25,195.00	\$2,800.00	\$22,395.00	\$741.03	\$34,027.20	(\$8,832.20)	74.04%
Oakwood, Sacred Heart	38	3	7.89%	\$455.00		\$455.00	\$151.67	\$9,148.44	(\$8,693.44)	4.97%
Park River, St. Mary	158	31	19.62%	\$15,420.00	\$3,390.62	\$12,029.38	\$497.42	\$33,022.65	(\$17,602.65)	46.70%
Pembina, Assumption	40	14	35.00%	\$5,580.00	\$1,575.00	\$4,005.00	\$398.57	\$8,731.81	(\$3,151.81)	63.90%
Pisek, St. John Nepomucene	72	16	22.22%	\$9,540.00	\$4,350.00	\$5,190.00	\$596.25	\$14,805.65	(\$5,265.65)	64.43%
Reynolds, Our Lady of Perpetual Help	84	24	28.57%	\$12,680.00	\$0.00	\$12,680.00	\$528.33	\$24,804.83	(\$12,124.83)	51.12%
Rock Lake, Immaculate Heart of Mary	17	1	5.88%	\$300.00		\$300.00	\$300.00	\$4,219.06	(\$3,919.06)	7.11%
Rolette, Sacred Heart	60	10	16.67%	\$7,875.00		\$7,875.00	\$787.50	\$13,410.63	(\$5,535.63)	58.72%
Rolla, St. Joachim	61	8	13.11%	\$6,240.00		\$6,240.00	\$780.00	\$18,464.12	(\$12,224.12)	33.80%
Rugby, St. Therese/Little Flower	447	87	19.46%	\$33,585.00	\$4,950.00	\$28,635.00	\$386.03	\$72,622.27	(\$39,037.27)	46.25%
Saint John, St. John the Baptist	121	3	2.48%	\$400.00		\$400.00	\$133.33	\$18,309.43	(\$17,909.43)	2.18%
Saint Michael, St. Michael's Indian Mission	71	4	5.63%	\$9,775.00		\$9,775.00	\$2,443.75	\$14,225.71	(\$4,450.71)	68.71%
Sanborn, Sacred Heart	60	9	15.00%	\$2,651.00		\$2,651.00	\$294.56	\$11,287.56	(\$8,636.56)	23.49%
Selz, St. Anthony	37	14	37.84%	\$6,416.00	\$430.00	\$5,986.00	\$458.29	\$6,335.30	\$80.70	101.27%
Sheldon, Our Lady of the Scapular	46	6	13.04%	\$4,200.00		\$4,200.00	\$700.00	\$6,780.34	(\$2,580.34)	61.94%
Starkweather, Assumption of B.V.M.	19	9	47.37%	\$6,400.00	\$700.00	\$5,700.00	\$711.11	\$4,544.00	\$1,856.00	140.85%
Steele, St. Francis de Sales	85	13	15.29%	\$8,230.00		\$8,230.00	\$633.08	\$15,903.11	(\$7,673.11)	51.75%
Sykeston, St. Elizabeth	40	12	30.00%	\$3,700.00	\$550.00	\$3,150.00	\$308.33	\$7,855.09	(\$4,155.09)	47.10%
Tappen, St. Paul	25	2	8.00%	\$250.00		\$250.00	\$125.00	\$4,456.16	(\$4,206.16)	5.61%
Thompson, St. Jude	147	14	9.52%	\$6,000.00	\$1,000.00	\$5,000.00	\$428.57	\$27,708.16	(\$21,708.16)	21.65%
Tokio, Christ the King	6		0.00%	\$0.00				\$1,251.00	(\$1,251.00)	0.00%
Tolna, St. Joseph	28	8	28.57%	\$3,250.00		\$3,250.00	\$406.25	\$6,209.25	(\$2,959.25)	52.34%
Towner, St. Cecilia	109	17	15.60%	\$4,480.00	\$0.00	\$4,480.00	\$263.53	\$19,018.68	(\$14,538.68)	23.56%
Unaffiliated	1,231	29	2.36%	\$9,831.07	\$175.00	\$9,656.07	\$339.00	\$34,427.57	(\$24,596.50)	28.56%
Valley City, St. Catherine	457	81	17.72%	\$37,036.00	\$5,407.50	\$31,628.50	\$457.23	\$72,440.21	(\$35,404.21)	51.13%
Velva, St. Cecilia	138	4	2.90%	\$105.00		\$105.00	\$26.25	\$28,881.64	(\$28,776.64)	0.36%
Verona, St. Raphael	15	2	13.33%	\$625.00		\$625.00	\$312.50	\$2,080.80	(\$1,455.80)	30.04%
Veseleyville, St. Luke	24	10	41.67%	\$4,395.00	\$217.00	\$4,178.00	\$439.50	\$8,464.87	(\$4,069.87)	51.92%
Wahpeton, St. John	794	79	9.95%	\$33,115.00	\$6,455.00	\$26,660.00	\$419.18	\$115,121.79	(\$82,006.79)	28.77%



"Journey with Hope" – Hebrews 6:18-19

Diocese of Fargo
Status of 2025 God's Gift Appeal

Diocese of Fargo
Office of Stewardship and Development

Parish:	Number of Households	Number of Donors	Percent Participation	Total Amout of Gifts Pledged	Outstanding Pledge Balance	Total Amout of Gifts Received	Average Gift Amount	Parish Goal	Over/ Under to Goal	Percent to Goal
Walhalla, St. Boniface	151	8	5.30%	\$3,220.00		\$3,220.00	\$402.50	\$24,327.52	(\$21,107.52)	13.24%
Warsaw, St. Stanislaus	85	16	18.82%	\$7,450.00	\$700.00	\$6,750.00	\$465.63	\$25,064.67	(\$17,614.67)	29.72%
West Fargo, Blessed Sacrament	430	105	24.42%	\$43,301.00	\$10,263.75	\$33,037.25	\$412.39	\$71,975.59	(\$28,674.59)	60.16%
West Fargo, Holy Cross	2,089	140	6.70%	\$68,559.65	\$14,624.98	\$53,934.67	\$489.71	\$241,511.81	(\$172,952.16)	28.39%
Westhope, St. Andrew	64		0.00%	\$0.00				\$13,986.20	(\$13,986.20)	0.00%
Willow City, Notre Dame des Victoires	17	7	41.18%	\$3,850.00		\$3,850.00	\$550.00	\$4,102.19	(\$252.19)	93.85%
Wimbledon, St. Boniface	58	7	12.07%	\$3,000.00		\$3,000.00	\$428.57	\$10,239.88	(\$7,239.88)	29.30%
Windsor, St. Mathias of Windsor	28	8	28.57%	\$2,380.00		\$2,380.00	\$297.50	\$8,112.03	(\$5,732.03)	29.34%
Wishek, St. Patrick	67	11	16.42%	\$2,713.00		\$2,713.00	\$246.64	\$12,323.12	(\$9,610.12)	22.02%
Wyndmere, St. John the Baptist	90	28	31.11%	\$9,555.00	\$2,140.00	\$7,415.00	\$341.25	\$21,406.23	(\$11,851.23)	44.64%
Zeeland, St. Andrew	56	5	8.93%	\$4,950.00		\$4,950.00	\$990.00	\$16,782.50	(\$11,832.50)	29.50%
Totals:	24,005	3,164	13.18%	\$1,559,471.56	\$270,697.08	\$1,288,774.48	\$492.88	\$3,773,301.00	(\$2,213,829.44)	41.33%

Number of parishes:

100% of goal or above: 3

75% to 99% of goal: 5

50% to 74% of goal: 34

25% to 49% of goal: 44

Below 25% of goal: 41



"Journey with Hope" - Hebrews 6:18-19

Diocese of Fargo
Status of 2025 God's Gift Appeal

Diocese of Fargo
Office of Stewardship and Development

Parish:	Number of Households	Number of Donors	Percent Participation	Total Amout of Gifts Pledged	Outstanding Pledge Balance	Total Amount of Gifts Received	Average Gift Amount	Parish Goal	Over/ Under to Goal	Percent to Goal
Totals for entire Diocese:	24,005	2,300	9.58%	\$1,122,862.74	\$215,776.88	\$907,085.86	\$488.20	\$3,773,301.00	(\$2,650,438.26)	29.76%
Anamoose, St. Francis Xavier	73	2	2.74%	\$600.00		\$600.00	\$300.00	\$12,272.58	(\$11,672.58)	4.89%
Aneta, Sacred Heart	14	4	28.57%	\$1,460.00		\$1,460.00	\$365.00	\$2,895.00	(\$1,435.00)	50.43%
Argusville, St. William	62	9	14.52%	\$3,715.00		\$3,715.00	\$412.78	\$13,333.01	(\$9,618.01)	27.86%
Ashley, St. David	32	5	15.63%	\$2,050.00	\$350.00	\$1,700.00	\$410.00	\$6,976.91	(\$4,926.91)	29.38%
Balta, Our Lady of Mt. Carmel	54	8	14.81%	\$3,615.00	\$1,225.00	\$2,390.00	\$451.88	\$8,385.14	(\$4,770.14)	43.11%
Bechyne, SS. Peter & Paul	35	10	28.57%	\$4,195.33	\$300.00	\$3,895.33	\$419.53	\$8,134.35	(\$3,939.02)	51.58%
Belcourt, St. Ann	165	6	3.64%	\$5,711.00		\$5,711.00	\$951.83	\$17,926.00	(\$12,215.00)	31.86%
Belcourt, St. Anthony	24		0.00%	\$0.00				\$3,865.10	(\$3,865.10)	0.00%
Belcourt, St. Benedict	48	4	8.33%	\$800.00		\$800.00	\$200.00	\$5,423.51	(\$4,623.51)	14.75%
Bisbee, Holy Rosary	22	5	22.73%	\$1,195.00		\$1,195.00	\$239.00	\$5,290.74	(\$4,095.74)	22.59%
Bottineau, St. Mark	200	14	7.00%	\$4,924.00	\$132.00	\$4,792.00	\$351.71	\$41,156.70	(\$36,232.70)	11.96%
Buchanan, St. Margaret	36	8	22.22%	\$3,370.00	\$540.00	\$2,830.00	\$421.25	\$5,642.78	(\$2,272.78)	59.72%
Buffalo, St. Thomas	43	2	4.65%	\$600.00		\$600.00	\$300.00	\$10,217.09	(\$9,617.09)	5.87%
Cando, Sacred Heart	82	9	10.98%	\$6,985.00		\$6,985.00	\$776.11	\$19,808.35	(\$12,823.35)	35.26%
Carrington, Sacred Heart	196	26	13.27%	\$10,670.00	\$350.00	\$10,320.00	\$410.38	\$38,771.49	(\$28,101.49)	27.52%
Casselton, St. Leo	257	20	7.78%	\$9,911.00	\$2,694.65	\$7,216.35	\$495.55	\$64,992.17	(\$55,081.17)	15.25%
Cavalier, St. Brigid	92	3	3.26%	\$1,150.00		\$1,150.00	\$383.33	\$21,890.32	(\$20,740.32)	5.25%
Cayuga, SS. Peter & Paul	26	9	34.62%	\$2,148.00	\$217.00	\$1,931.00	\$238.67	\$7,286.13	(\$5,138.13)	29.48%
Cooperstown, St. George	62	13	20.97%	\$4,305.00		\$4,305.00	\$331.15	\$13,911.24	(\$9,606.24)	30.95%
Crystal, St. Patrick	30	3	10.00%	\$1,490.00		\$1,490.00	\$496.67	\$8,518.23	(\$7,028.23)	17.49%
Dazey, St. Mary	37	4	10.81%	\$2,050.00		\$2,050.00	\$512.50	\$7,885.85	(\$5,835.85)	26.00%
Devils Lake, St. Joseph	970	110	11.34%	\$49,843.00	\$8,352.50	\$41,490.50	\$453.12	\$130,009.17	(\$80,166.17)	38.34%
Dickey, Assumption	27	2	7.41%	\$350.00		\$350.00	\$175.00	\$3,831.08	(\$3,481.08)	9.14%
Drake, St. Margaret Mary	79		0.00%	\$0.00				\$10,699.45	(\$10,699.45)	0.00%
Drayton, St. Edward	56	6	10.71%	\$4,955.00		\$4,955.00	\$825.83	\$11,825.72	(\$6,870.72)	41.90%
Dunseith, St. Michael the Archangel	107	4	3.74%	\$685.00		\$685.00	\$171.25	\$12,968.23	(\$12,283.23)	5.28%
Edgeley, Transfiguration	92	6	6.52%	\$5,775.00		\$5,775.00	\$962.50	\$23,602.57	(\$17,827.57)	24.47%
Ellendale, St. Helena	73	3	4.11%	\$390.00		\$390.00	\$130.00	\$19,369.93	(\$18,979.93)	2.01%
Enderlin, St. Patrick	79	9	11.39%	\$4,605.00	\$2,980.00	\$1,625.00	\$511.67	\$10,185.50	(\$5,580.50)	45.21%
Esmond, St. Boniface	43	3	6.98%	\$1,400.00		\$1,400.00	\$466.67	\$7,468.87	(\$6,068.87)	18.74%
Fairmount, St. Anthony	53	8	15.09%	\$3,675.00		\$3,675.00	\$459.38	\$9,542.75	(\$5,867.75)	38.51%
Fargo, Cathedral of St. Mary	436	55	12.61%	\$46,620.64	\$28,325.74	\$18,294.90	\$847.65	\$73,864.86	(\$27,244.22)	63.12%
Fargo, Holy Spirit	859	129	15.02%	\$67,557.88	\$10,577.01	\$56,980.87	\$523.70	\$143,630.29	(\$76,072.41)	47.04%
Fargo, Nativity	1,247	119	9.54%	\$47,459.24	\$9,141.73	\$38,317.51	\$398.82	\$134,548.83	(\$87,089.59)	35.27%
Fargo, SS. Anne & Joachim	1,679	160	9.53%	\$115,049.71	\$21,567.91	\$93,481.80	\$719.06	\$252,088.82	(\$137,039.11)	45.64%
Fargo, St. Anthony of Padua	652	87	13.34%	\$42,857.00	\$13,812.50	\$29,044.50	\$492.61	\$95,840.54	(\$52,983.54)	44.72%
Fargo, St. Paul Newman	30	11	36.67%	\$11,855.00	\$1,720.00	\$10,135.00	\$1,077.73	\$8,812.77	\$3,042.23	134.52%
Fessenden, St. Augustine	50	4	8.00%	\$1,800.00		\$1,800.00	\$450.00	\$10,569.95	(\$8,769.95)	17.03%




"Journey with Hope" - Hebrews 6:18-19

Diocese of Fargo
Status of 2025 God's Gift Appeal

Diocese of Fargo
Office of Stewardship and Development

Parish:	Number of Households	Number of Donors	Percent Participation	Total Amout of Gifts Pledged	Outstanding Pledge Balance	Total Amount of Gifts Received	Average Gift Amount	Parish Goal	Over/ <u>Under</u> to Goal	Percent to Goal
Fingal, Holy Trinity	63	6	9.52%	\$2,225.00		\$2,225.00	\$370.83	\$11,812.43	(\$9,587.43)	18.84%
Finley, St. Olaf	24	1	4.17%	\$60.00		\$60.00	\$60.00	\$4,642.50	(\$4,582.50)	1.29%
Forman, St. Mary	66	14	21.21%	\$8,800.00		\$8,800.00	\$628.57	\$13,341.73	(\$4,541.73)	65.96%
Fort Totten, Seven Dolors	37	1	2.70%	\$500.00		\$500.00	\$500.00	\$6,670.00	(\$6,170.00)	7.50%
Fullerton, St. Patrick	24	1	4.17%	\$1,000.00		\$1,000.00	\$1,000.00	\$6,636.00	(\$5,636.00)	15.07%
Geneseo, St. Martin	41	4	9.76%	\$2,500.00		\$2,500.00	\$625.00	\$6,701.49	(\$4,201.49)	37.31%
Grafton, St. John the Evangelist	487	31	6.37%	\$12,050.04	\$3,205.04	\$8,845.00	\$388.71	\$87,229.45	(\$75,179.41)	13.81%
Grand Forks, Holy Family	1,052	57	5.42%	\$22,610.00	\$850.00	\$21,760.00	\$396.67	\$140,859.94	(\$118,249.94)	16.05%
Grand Forks, St. Mary	410	46	11.22%	\$28,989.00	\$250.00	\$28,739.00	\$630.20	\$73,040.26	(\$44,051.26)	39.69%
Grand Forks, St. Michael	1,433	129	9.00%	\$58,710.00	\$25,301.00	\$33,409.00	\$455.12	\$208,832.52	(\$150,122.52)	28.11%
Grand Forks, St. Thomas Aquinas	39	4	10.26%	\$960.00	\$360.00	\$600.00	\$240.00	\$13,493.17	(\$12,533.17)	7.11%
Gwinner, St. Vincent	35	2	5.71%	\$320.00		\$320.00	\$160.00	\$7,209.51	(\$6,889.51)	4.44%
Hankinson, St. Philip	185	29	15.68%	\$11,275.00	\$525.00	\$10,750.00	\$388.79	\$30,878.94	(\$19,603.94)	36.51%
Harvey, St. Cecilia	238	38	15.97%	\$22,360.00	\$1,790.00	\$20,570.00	\$588.42	\$43,340.67	(\$20,980.67)	51.59%
Hillsboro, St. Rose of Lima	189	25	13.23%	\$10,750.00	\$2,100.00	\$8,650.00	\$430.00	\$28,591.06	(\$17,841.06)	37.60%
Hope, St. Agatha	55	9	16.36%	\$5,225.00		\$5,225.00	\$580.56	\$9,715.14	(\$4,490.14)	53.78%
Horace, St. Benedict	235	31	13.19%	\$15,365.83	\$4,400.00	\$10,965.83	\$495.67	\$62,009.82	(\$46,643.99)	24.78%
Hunter, St. Agnes	25		0.00%	\$0.00				\$7,230.59	(\$7,230.59)	0.00%
Jamestown, Basilica of St. James	997	77	7.72%	\$45,975.45	\$13,449.24	\$32,526.21	\$597.08	\$154,604.17	(\$108,628.72)	29.74%
Jessie, St. Lawrence	35	10	28.57%	\$5,146.00	\$175.00	\$4,971.00	\$514.60	\$8,120.35	(\$2,974.35)	63.37%
Karlsruhe, SS. Peter & Paul	37	1	2.70%	\$200.00		\$200.00	\$200.00	\$7,701.00	(\$7,501.00)	2.60%
Kensal, St. John	21	6	28.57%	\$1,100.00		\$1,100.00	\$183.33	\$6,110.39	(\$5,010.39)	18.00%
Kindred, St. Maurice	96	5	5.21%	\$2,590.00	\$420.00	\$2,170.00	\$518.00	\$19,885.76	(\$17,295.76)	13.02%
Knox, St. Mary	25	2	8.00%	\$710.00		\$710.00	\$355.00	\$4,401.86	(\$3,691.86)	16.13%
Lakota, St. Mary	66	7	10.61%	\$2,360.00	\$300.00	\$2,060.00	\$337.14	\$11,226.26	(\$8,866.26)	21.02%
Lamoure, Holy Rosary	100	15	15.00%	\$3,550.00		\$3,550.00	\$236.67	\$25,432.34	(\$21,882.34)	13.96%
Langdon, St. Alphonsus	319	36	11.29%	\$16,225.00	\$743.75	\$15,481.25	\$450.69	\$33,317.20	(\$17,092.20)	48.70%
Lankin, St. Joseph	30	6	20.00%	\$4,091.63	\$366.63	\$3,725.00	\$681.94	\$8,071.33	(\$3,979.70)	50.69%
Larimore, St. Stephen	151	11	7.28%	\$4,239.00	\$2,476.00	\$1,763.00	\$385.36	\$26,259.64	(\$22,020.64)	16.14%
Leeds, St. Vincent de Paul	25	5	20.00%	\$635.00	\$50.00	\$585.00	\$127.00	\$5,089.59	(\$4,454.59)	12.48%
Lidgerwood, St. Boniface	134	9	6.72%	\$3,020.00	\$1,050.00	\$1,970.00	\$335.56	\$23,021.28	(\$20,001.28)	13.12%
Lisbon, St. Aloysius	171	22	12.87%	\$9,466.36	\$2,250.00	\$7,216.36	\$430.29	\$32,405.53	(\$22,939.17)	29.21%
Maddock, St. William	49	2	4.08%	\$550.00		\$550.00	\$275.00	\$10,565.75	(\$10,015.75)	5.21%
Mantador, SS. Peter & Paul	55	13	23.64%	\$8,275.00		\$8,275.00	\$636.54	\$10,787.67	(\$2,512.67)	76.71%
Manvel, St. Timothy	131	14	10.69%	\$4,130.00	\$1,422.50	\$2,707.50	\$295.00	\$23,573.88	(\$19,443.88)	17.52%
Mayville, Our Lady of Peace	108	18	16.67%	\$9,482.00	\$1,358.00	\$8,124.00	\$526.78	\$27,042.03	(\$17,560.03)	35.06%
McClusky, Holy Family	19	1	5.26%	\$700.00		\$700.00	\$700.00	\$3,758.24	(\$3,058.24)	18.63%
McHenry, SS. Peter & Paul	26	9	34.62%	\$2,020.00	\$180.00	\$1,840.00	\$224.44	\$5,310.59	(\$3,290.59)	38.04%
Medina, St. Mary	30	6	20.00%	\$1,900.00		\$1,900.00	\$316.67	\$8,045.00	(\$6,145.00)	23.62%



"Journey with Hope" - Hebrews 6:18-19

Diocese of Fargo
Status of 2025 God's Gift Appeal

Diocese of Fargo
Office of Stewardship and Development

Parish:	Number of Households	Number of Donors	Percent Participation	Total Amout of Gifts Pledged	Outstanding Pledge Balance	Total Amount of Gifts Received	Average Gift Amount	Parish Goal	Over/ Under to Goal	Percent to Goal
Michigan, St. Lawrence O'Toole	44	5	11.36%	\$1,632.56	\$928.18	\$704.38	\$326.51	\$8,525.04	(\$6,892.48)	19.15%
Milnor, St. Arnold	64	6	9.38%	\$975.00		\$975.00	\$162.50	\$10,012.45	(\$9,037.45)	9.74%
Minto, Sacred Heart	167	23	13.77%	\$7,900.00	\$740.00	\$7,160.00	\$343.48	\$32,171.56	(\$24,271.56)	24.56%
Mooreton, St. Anthony	64	10	15.63%	\$2,985.00		\$2,985.00	\$298.50	\$13,635.43	(\$10,650.43)	21.89%
Munich, St. Mary	66	8	12.12%	\$5,625.00		\$5,625.00	\$703.13	\$16,385.41	(\$10,760.41)	34.33%
Napoleon, St. Philip Neri	250	10	4.00%	\$6,315.00	\$440.00	\$5,875.00	\$631.50	\$57,398.56	(\$51,083.56)	11.00%
Neche, SS. Nereus & Achilleus	23	1	4.35%	\$1,000.00		\$1,000.00	\$1,000.00	\$5,773.02	(\$4,773.02)	17.32%
Nekoma, St. Edward	19	2	10.53%	\$655.00	\$450.00	\$205.00	\$327.50	\$2,533.04	(\$1,878.04)	25.86%
New Rockford, St. John	172	25	14.53%	\$6,820.00	\$280.00	\$6,540.00	\$272.80	\$34,237.29	(\$27,417.29)	19.92%
Nortonville, Holy Spirit	21	2	9.52%	\$325.00		\$325.00	\$162.50	\$3,833.03	(\$3,508.03)	8.48%
Oakes, St. Charles Borromeo	165	22	13.33%	\$13,975.00	\$2,800.00	\$11,175.00	\$635.23	\$34,027.20	(\$20,052.20)	41.07%
Oakwood, Sacred Heart	38	3	7.89%	\$455.00		\$455.00	\$151.67	\$9,148.44	(\$8,693.44)	4.97%
Park River, St. Mary	158	21	13.29%	\$8,070.00	\$768.75	\$7,301.25	\$384.29	\$33,022.65	(\$24,952.65)	24.44%
Pembina, Assumption	40	13	32.50%	\$4,380.00	\$525.00	\$3,855.00	\$336.92	\$8,731.81	(\$4,351.81)	50.16%
Pisek, St. John Nepomucene	72	10	13.89%	\$7,375.00	\$4,350.00	\$3,025.00	\$737.50	\$14,805.65	(\$7,430.65)	49.81%
Reynolds, Our Lady of Perpetual Help	84	19	22.62%	\$9,355.00	\$200.00	\$9,155.00	\$492.37	\$24,804.83	(\$15,449.83)	37.71%
Rock Lake, Immaculate Heart of Mary	17		0.00%	\$0.00				\$4,219.06	(\$4,219.06)	0.00%
Rolette, Sacred Heart	60	9	15.00%	\$6,875.00		\$6,875.00	\$763.89	\$13,410.63	(\$6,535.63)	51.27%
Rolla, St. Joachim	61	5	8.20%	\$4,190.00		\$4,190.00	\$838.00	\$18,464.12	(\$14,274.12)	22.69%
Rugby, St. Therese/Little Flower	447	61	13.65%	\$25,105.00	\$4,950.00	\$20,155.00	\$411.56	\$72,622.27	(\$47,517.27)	34.57%
Saint John, St. John the Baptist	121	2	1.65%	\$300.00		\$300.00	\$150.00	\$18,309.43	(\$18,009.43)	1.64%
Saint Michael, St. Michael's Indian Mission	71	3	4.23%	\$9,025.00		\$9,025.00	\$3,008.33	\$14,225.71	(\$5,200.71)	63.44%
Sanborn, Sacred Heart	60	5	8.33%	\$1,276.00		\$1,276.00	\$255.20	\$11,287.56	(\$10,011.56)	11.30%
Selz, St. Anthony	37	9	24.32%	\$3,916.00	\$280.00	\$3,636.00	\$435.11	\$6,335.30	(\$2,419.30)	61.81%
Sheldon, Our Lady of the Scapular	46	4	8.70%	\$2,200.00		\$2,200.00	\$550.00	\$6,780.34	(\$4,580.34)	32.45%
Starkweather, Assumption of B.V.M.	19	7	36.84%	\$5,200.00		\$5,200.00	\$742.86	\$4,544.00	\$656.00	114.44%
Steele, St. Francis de Sales	85	12	14.12%	\$3,230.00		\$3,230.00	\$269.17	\$15,903.11	(\$12,673.11)	20.31%
Sykeston, St. Elizabeth	40	7	17.50%	\$2,300.00	\$200.00	\$2,100.00	\$328.57	\$7,855.09	(\$5,555.09)	29.28%
Tappen, St. Paul	25	1	4.00%	\$150.00		\$150.00	\$150.00	\$4,456.16	(\$4,306.16)	3.37%
Thompson, St. Jude	147	9	6.12%	\$3,350.00	\$1,000.00	\$2,350.00	\$372.22	\$27,708.16	(\$24,358.16)	12.09%
Tokio, Christ the King	6		0.00%	\$0.00				\$1,251.00	(\$1,251.00)	0.00%
Tolna, St. Joseph	28	6	21.43%	\$2,925.00		\$2,925.00	\$487.50	\$6,209.25	(\$3,284.25)	47.11%
Towner, St. Cecilia	109	6	5.50%	\$1,725.00	\$0.00	\$1,725.00	\$287.50	\$19,018.68	(\$17,293.68)	9.07%
Unaffiliated	1,231	24	1.95%	\$6,761.07	\$175.00	\$6,586.07	\$281.71	\$34,427.57	(\$27,666.50)	19.64%
Valley City, St. Catherine	457	65	14.22%	\$28,916.00	\$4,292.50	\$24,623.50	\$444.86	\$72,440.21	(\$43,524.21)	39.92%
Velva, St. Cecilia	138	3	2.17%	\$85.00		\$85.00	\$28.33	\$28,881.64	(\$28,796.64)	0.29%
Verona, St. Raphael	15	2	13.33%	\$625.00		\$625.00	\$312.50	\$2,080.80	(\$1,455.80)	30.04%
Veseleyville, St. Luke	24	9	37.50%	\$3,895.00	\$217.00	\$3,678.00	\$432.78	\$8,464.87	(\$4,569.87)	46.01%
Wahpeton, St. John	794	38	4.79%	\$19,120.00	\$5,700.00	\$13,420.00	\$503.16	\$115,121.79	(\$96,001.79)	16.61%



"Journey with Hope" – Hebrews 6:18-19

Diocese of Fargo
Status of 2025 God's Gift Appeal

Diocese of Fargo
Office of Stewardship and Development

Parish:	Number of Households	Number of Donors	Percent Participation	Total Amout of Gifts Pledged	Outstanding Pledge Balance	Total Amout of Gifts Received	Average Gift Amount	Parish Goal	Over/ Under to Goal	Percent to Goal
Walhalla, St. Boniface	151	6	3.97%	\$2,370.00		\$2,370.00	\$395.00	\$24,327.52	(\$21,957.52)	9.74%
Warsaw, St. Stanislaus	85	12	14.12%	\$6,000.00	\$700.00	\$5,300.00	\$500.00	\$25,064.67	(\$19,064.67)	23.94%
West Fargo, Blessed Sacrament	430	88	20.47%	\$32,801.00	\$8,810.00	\$23,991.00	\$372.74	\$71,975.59	(\$39,174.59)	45.57%
West Fargo, Holy Cross	2,089	106	5.07%	\$53,333.00	\$12,502.25	\$40,830.75	\$503.14	\$241,511.81	(\$188,178.81)	22.08%
Westhope, St. Andrew	64		0.00%	\$0.00				\$13,986.20	(\$13,986.20)	0.00%
Willow City, Notre Dame des Victoires	17	5	29.41%	\$2,750.00		\$2,750.00	\$550.00	\$4,102.19	(\$1,352.19)	67.04%
Wimbledon, St. Boniface	58	3	5.17%	\$700.00		\$700.00	\$233.33	\$10,239.88	(\$9,539.88)	6.84%
Windsor, St. Mathias of Windsor	28	5	17.86%	\$1,430.00		\$1,430.00	\$286.00	\$8,112.03	(\$6,682.03)	17.63%
Wishek, St. Patrick	67	9	13.43%	\$1,775.00		\$1,775.00	\$197.22	\$12,323.12	(\$10,548.12)	14.40%
Wyndmere, St. John the Baptist	90	14	15.56%	\$3,705.00	\$160.00	\$3,545.00	\$264.64	\$21,406.23	(\$17,701.23)	17.31%
Zeeland, St. Andrew	56	2	3.57%	\$3,100.00		\$3,100.00	\$1,550.00	\$16,782.50	(\$13,682.50)	18.47%
Totals:	24,005	2,300	9.58%	\$1,122,862.74	\$215,776.88	\$907,085.86	\$488.20	\$3,773,301.00	(\$2,650,438.26)	29.76%

Number of parishes:

100% of goal or above: 2

75% to 99% of goal: 1

50% to 74% of goal: 14

25% to 49% of goal: 40

Below 25% of goal: 70



"Journey with Hope" – Hebrews 6:18-19

Diocese of Fargo
Status of 2025 God's Gift Appeal

Diocese of Fargo
Office of Stewardship and Development

Parish:	Number of Households	Number of Donors	Percent Participation	Total Amount of Gifts Pledged	Outstanding Pledge Balance	Total Amount of Gifts Received	Average Gift Amount	Parish Goal	Over/ Under to Goal	Percent to Goal
Totals for entire Diocese:	24,005	856	3.57%	\$439,452.79	\$108,492.45	\$330,960.34	\$513.38	\$3,773,301.00	(\$3,333,848.21)	11.65%
Anamoose, St. Francis Xavier	73		0.00%	\$0.00				\$12,272.58	(\$12,272.58)	0.00%
Aneta, Sacred Heart	14	2	14.29%	\$1,080.00		\$1,080.00	\$540.00	\$2,895.00	(\$1,815.00)	37.31%
Argusville, St. William	62	3	4.84%	\$540.00		\$540.00	\$180.00	\$13,333.01	(\$12,793.01)	4.05%
Ashley, St. David	32	1	3.13%	\$250.00		\$250.00	\$250.00	\$6,976.91	(\$6,726.91)	3.58%
Balta, Our Lady of Mt. Carmel	54	3	5.56%	\$1,675.00		\$1,675.00	\$558.33	\$8,385.14	(\$6,710.14)	19.98%
Bechyne, SS. Peter & Paul	35	1	2.86%	\$720.33		\$720.33	\$720.33	\$8,134.35	(\$7,414.02)	8.86%
Belcourt, St. Ann	165		0.00%	\$0.00				\$17,926.00	(\$17,926.00)	0.00%
Belcourt, St. Anthony	24		0.00%	\$0.00				\$3,865.10	(\$3,865.10)	0.00%
Belcourt, St. Benedict	48	2	4.17%	\$250.00		\$250.00	\$125.00	\$5,423.51	(\$5,173.51)	4.61%
Bisbee, Holy Rosary	22	3	13.64%	\$945.00		\$945.00	\$315.00	\$5,290.74	(\$4,345.74)	17.86%
Bottineau, St. Mark	200	3	1.50%	\$2,430.00		\$2,430.00	\$810.00	\$41,156.70	(\$38,726.70)	5.90%
Buchanan, St. Margaret	36	5	13.89%	\$2,570.00	\$140.00	\$2,430.00	\$514.00	\$5,642.78	(\$3,072.78)	45.54%
Buffalo, St. Thomas	43	1	2.33%	\$250.00		\$250.00	\$250.00	\$10,217.09	(\$9,967.09)	2.45%
Cando, Sacred Heart	82	3	3.66%	\$510.00		\$510.00	\$170.00	\$19,808.35	(\$19,298.35)	2.57%
Carrington, Sacred Heart	196	3	1.53%	\$300.00		\$300.00	\$100.00	\$38,771.49	(\$38,471.49)	0.77%
Casselton, St. Leo	257	11	4.28%	\$5,971.00	\$1,090.90	\$4,880.10	\$542.82	\$64,992.17	(\$59,021.17)	9.19%
Cavalier, St. Brigid	92	1	1.09%	\$100.00		\$100.00	\$100.00	\$21,890.32	(\$21,790.32)	0.46%
Cayuga, SS. Peter & Paul	26	2	7.69%	\$525.00		\$525.00	\$262.50	\$7,286.13	(\$6,761.13)	7.21%
Cooperstown, St. George	62	4	6.45%	\$875.00		\$875.00	\$218.75	\$13,911.24	(\$13,036.24)	6.29%
Crystal, St. Patrick	30		0.00%	\$0.00				\$8,518.23	(\$8,518.23)	0.00%
Dazey, St. Mary	37	1	2.70%	\$500.00		\$500.00	\$500.00	\$7,885.85	(\$7,385.85)	6.34%
Devils Lake, St. Joseph	970	29	2.99%	\$9,855.00	\$2,482.50	\$7,372.50	\$339.83	\$130,009.17	(\$120,154.17)	7.58%
Dickey, Assumption	27	1	3.70%	\$50.00		\$50.00	\$50.00	\$3,831.08	(\$3,781.08)	1.31%
Drake, St. Margaret Mary	79		0.00%	\$0.00				\$10,699.45	(\$10,699.45)	0.00%
Drayton, St. Edward	56		0.00%	\$0.00				\$11,825.72	(\$11,825.72)	0.00%
Dunseith, St. Michael the Archangel	107	1	0.93%	\$60.00		\$60.00	\$60.00	\$12,968.23	(\$12,908.23)	0.46%
Edgeley, Transfiguration	92	3	3.26%	\$1,025.00		\$1,025.00	\$341.67	\$23,602.57	(\$22,577.57)	4.34%
Ellendale, St. Helena	73	2	2.74%	\$365.00		\$365.00	\$182.50	\$19,369.93	(\$19,004.93)	1.88%
Enderlin, St. Patrick	79	4	5.06%	\$3,460.00	\$2,500.00	\$960.00	\$865.00	\$10,185.50	(\$6,725.50)	33.97%
Esmond, St. Boniface	43	1	2.33%	\$300.00		\$300.00	\$300.00	\$7,468.87	(\$7,168.87)	4.02%
Fairmount, St. Anthony	53	1	1.89%	\$550.00		\$550.00	\$550.00	\$9,542.75	(\$8,992.75)	5.76%
Fargo, Cathedral of St. Mary	436	22	5.05%	\$28,888.60	\$21,935.74	\$6,952.86	\$1,313.12	\$73,864.86	(\$44,976.26)	39.11%
Fargo, Holy Spirit	859	74	8.61%	\$39,384.88	\$5,897.76	\$33,487.12	\$532.23	\$143,630.29	(\$104,245.41)	27.42%
Fargo, Nativity	1,247	43	3.45%	\$15,581.00	\$3,922.00	\$11,659.00	\$362.35	\$134,548.83	(\$118,967.83)	11.58%
Fargo, SS. Anne & Joachim	1,679	89	5.30%	\$63,383.28	\$10,273.50	\$53,109.78	\$712.17	\$252,088.82	(\$188,705.54)	25.14%
Fargo, St. Anthony of Padua	652	39	5.98%	\$18,237.00	\$6,146.25	\$12,090.75	\$467.62	\$95,840.54	(\$77,603.54)	19.03%
Fargo, St. Paul Newman	30	3	10.00%	\$825.00	\$400.00	\$425.00	\$275.00	\$8,812.77	(\$7,987.77)	9.36%
Fessenden, St. Augustine	50	3	6.00%	\$1,300.00		\$1,300.00	\$433.33	\$10,569.95	(\$9,269.95)	12.30%



"Journey with Hope" – Hebrews 6:18-19

Diocese of Fargo
Status of 2025 God's Gift Appeal

Diocese of Fargo
Office of Stewardship and Development

Parish:	Number of Households	Number of Donors	Percent Participation	Total Amout of Gifts Pledged	Outstanding Pledge Balance	Total Amount of Gifts Received	Average Gift Amount	Parish Goal	Over/ Under to Goal	Percent to Goal
Fingal, Holy Trinity	63	2	3.17%	\$1,125.00		\$1,125.00	\$562.50	\$11,812.43	(\$10,687.43)	9.52%
Finley, St. Olaf	24		0.00%	\$0.00				\$4,642.50	(\$4,642.50)	0.00%
Forman, St. Mary	66	4	6.06%	\$1,150.00		\$1,150.00	\$287.50	\$13,341.73	(\$12,191.73)	8.62%
Fort Totten, Seven Dolors	37	1	2.70%	\$500.00		\$500.00	\$500.00	\$6,670.00	(\$6,170.00)	7.50%
Fullerton, St. Patrick	24		0.00%	\$0.00				\$6,636.00	(\$6,636.00)	0.00%
Geneseo, St. Martin	41		0.00%	\$0.00				\$6,701.49	(\$6,701.49)	0.00%
Grafton, St. John the Evangelist	487	11	2.26%	\$5,985.00	\$2,760.00	\$3,225.00	\$544.09	\$87,229.45	(\$81,244.45)	6.86%
Grand Forks, Holy Family	1,052	20	1.90%	\$7,610.00	\$865.00	\$6,745.00	\$380.50	\$140,859.94	(\$133,249.94)	5.40%
Grand Forks, St. Mary	410	11	2.68%	\$8,549.00		\$8,549.00	\$777.18	\$73,040.26	(\$64,491.26)	11.70%
Grand Forks, St. Michael	1,433	32	2.23%	\$27,898.00	\$20,101.00	\$7,797.00	\$871.81	\$208,832.52	(\$180,934.52)	13.36%
Grand Forks, St. Thomas Aquinas	39	3	7.69%	\$610.00	\$360.00	\$250.00	\$203.33	\$13,493.17	(\$12,883.17)	4.52%
Gwinner, St. Vincent	35		0.00%	\$0.00				\$7,209.51	(\$7,209.51)	0.00%
Hankinson, St. Philip	185	14	7.57%	\$4,655.00		\$4,655.00	\$332.50	\$30,878.94	(\$26,223.94)	15.07%
Harvey, St. Cecilia	238	5	2.10%	\$4,370.00		\$4,370.00	\$874.00	\$43,340.67	(\$38,970.67)	10.08%
Hillsboro, St. Rose of Lima	189	8	4.23%	\$3,500.00		\$3,500.00	\$437.50	\$28,591.06	(\$25,091.06)	12.24%
Hope, St. Agatha	55	2	3.64%	\$3,200.00		\$3,200.00	\$1,600.00	\$9,715.14	(\$6,515.14)	32.94%
Horace, St. Benedict	235	16	6.81%	\$7,754.33	\$2,000.00	\$5,754.33	\$484.65	\$62,009.82	(\$54,255.49)	12.51%
Hunter, St. Agnes	25		0.00%	\$0.00				\$7,230.59	(\$7,230.59)	0.00%
Jamestown, Basilica of St. James	997	29	2.91%	\$18,565.45	\$5,366.74	\$13,198.71	\$640.19	\$154,604.17	(\$136,038.72)	12.01%
Jessie, St. Lawrence	35	6	17.14%	\$3,421.00		\$3,421.00	\$570.17	\$8,120.35	(\$4,699.35)	42.13%
Karlsruhe, SS. Peter & Paul	37		0.00%	\$0.00				\$7,701.00	(\$7,701.00)	0.00%
Kensal, St. John	21	2	9.52%	\$200.00		\$200.00	\$100.00	\$6,110.39	(\$5,910.39)	3.27%
Kindred, St. Maurice	96	1	1.04%	\$300.00		\$300.00	\$300.00	\$19,885.76	(\$19,585.76)	1.51%
Knox, St. Mary	25	1	4.00%	\$200.00		\$200.00	\$200.00	\$4,401.86	(\$4,201.86)	4.54%
Lakota, St. Mary	66	1	1.52%	\$200.00		\$200.00	\$200.00	\$11,226.26	(\$11,026.26)	1.78%
Lamoure, Holy Rosary	100	4	4.00%	\$1,150.00		\$1,150.00	\$287.50	\$25,432.34	(\$24,282.34)	4.52%
Langdon, St. Alphonsus	319	14	4.39%	\$5,980.00		\$5,980.00	\$427.14	\$33,317.20	(\$27,337.20)	17.95%
Lankin, St. Joseph	30		0.00%	\$0.00				\$8,071.33	(\$8,071.33)	0.00%
Larimore, St. Stephen	151	4	2.65%	\$804.00	\$666.00	\$138.00	\$201.00	\$26,259.64	(\$25,455.64)	3.06%
Leeds, St. Vincent de Paul	25	1	4.00%	\$75.00		\$75.00	\$75.00	\$5,089.59	(\$5,014.59)	1.47%
Lidgerwood, St. Boniface	134	5	3.73%	\$450.00		\$450.00	\$90.00	\$23,021.28	(\$22,571.28)	1.95%
Lisbon, St. Aloysius	171	9	5.26%	\$4,061.36	\$1,550.00	\$2,511.36	\$451.26	\$32,405.53	(\$28,344.17)	12.53%
Maddock, St. William	49	1	2.04%	\$300.00		\$300.00	\$300.00	\$10,565.75	(\$10,265.75)	2.84%
Mantador, SS. Peter & Paul	55	6	10.91%	\$4,525.00		\$4,525.00	\$754.17	\$10,787.67	(\$6,262.67)	41.95%
Manvel, St. Timothy	131	10	7.63%	\$3,620.00	\$1,212.50	\$2,407.50	\$362.00	\$23,573.88	(\$19,953.88)	15.36%
Mayville, Our Lady of Peace	108	6	5.56%	\$2,455.00	\$875.00	\$1,580.00	\$409.17	\$27,042.03	(\$24,587.03)	9.08%
McClusky, Holy Family	19	1	5.26%	\$700.00		\$700.00	\$700.00	\$3,758.24	(\$3,058.24)	18.63%
McHenry, SS. Peter & Paul	26	6	23.08%	\$1,070.00	\$180.00	\$890.00	\$178.33	\$5,310.59	(\$4,240.59)	20.15%
Medina, St. Mary	30	1	3.33%	\$200.00		\$200.00	\$200.00	\$8,045.00	(\$7,845.00)	2.49%



"Journey with Hope" – Hebrews 6:18-19

Diocese of Fargo
Status of 2025 God's Gift Appeal

Diocese of Fargo
Office of Stewardship and Development

Parish:	Number of Households	Number of Donors	Percent Participation	Total Amout of Gifts Pledged	Outstanding Pledge Balance	Total Amount of Gifts Received	Average Gift Amount	Parish Goal	Over/ Under to Goal	Percent to Goal
Michigan, St. Lawrence O'Toole	44	1	2.27%	\$1,012.56	\$1,012.56		\$1,012.56	\$8,525.04	(\$7,512.48)	11.88%
Milnor, St. Arnold	64		0.00%	\$0.00				\$10,012.45	(\$10,012.45)	0.00%
Minto, Sacred Heart	167	6	3.59%	\$865.00	\$300.00	\$565.00	\$144.17	\$32,171.56	(\$31,306.56)	2.69%
Mooreton, St. Anthony	64	6	9.38%	\$2,050.00		\$2,050.00	\$341.67	\$13,635.43	(\$11,585.43)	15.03%
Munich, St. Mary	66	5	7.58%	\$4,075.00		\$4,075.00	\$815.00	\$16,385.41	(\$12,310.41)	24.87%
Napoleon, St. Philip Neri	250	3	1.20%	\$675.00		\$675.00	\$225.00	\$57,398.56	(\$56,723.56)	1.18%
Neche, SS. Nereus & Achilleus	23		0.00%	\$0.00				\$5,773.02	(\$5,773.02)	0.00%
Nekoma, St. Edward	19	1	5.26%	\$600.00	\$450.00	\$150.00	\$600.00	\$2,533.04	(\$1,933.04)	23.69%
New Rockford, St. John	172	5	2.91%	\$1,045.00	\$280.00	\$765.00	\$209.00	\$34,237.29	(\$33,192.29)	3.05%
Nortonville, Holy Spirit	21	1	4.76%	\$75.00		\$75.00	\$75.00	\$3,833.03	(\$3,758.03)	1.96%
Oakes, St. Charles Borromeo	165	6	3.64%	\$1,700.00	\$300.00	\$1,400.00	\$283.33	\$34,027.20	(\$32,327.20)	5.00%
Oakwood, Sacred Heart	38	1	2.63%	\$105.00		\$105.00	\$105.00	\$9,148.44	(\$9,043.44)	1.15%
Park River, St. Mary	158	13	8.23%	\$5,915.00	\$768.75	\$5,146.25	\$455.00	\$33,022.65	(\$27,107.65)	17.91%
Pembina, Assumption	40	6	15.00%	\$2,300.00	\$525.00	\$1,775.00	\$383.33	\$8,731.81	(\$6,431.81)	26.34%
Pisek, St. John Nepomucene	72	1	1.39%	\$200.00		\$200.00	\$200.00	\$14,805.65	(\$14,605.65)	1.35%
Reynolds, Our Lady of Perpetual Help	84	6	7.14%	\$3,020.00		\$3,020.00	\$503.33	\$24,804.83	(\$21,784.83)	12.18%
Rock Lake, Immaculate Heart of Mary	17		0.00%	\$0.00				\$4,219.06	(\$4,219.06)	0.00%
Rolette, Sacred Heart	60	2	3.33%	\$1,700.00		\$1,700.00	\$850.00	\$13,410.63	(\$11,710.63)	12.68%
Rolla, St. Joachim	61	3	4.92%	\$3,655.00		\$3,655.00	\$1,218.33	\$18,464.12	(\$14,809.12)	19.80%
Rugby, St. Therese/Little Flower	447	13	2.91%	\$7,200.00	\$1,825.00	\$5,375.00	\$553.85	\$72,622.27	(\$65,422.27)	9.91%
Saint John, St. John the Baptist	121		0.00%	\$0.00				\$18,309.43	(\$18,309.43)	0.00%
Saint Michael, St. Michael's Indian Mission	71	1	1.41%	\$25.00		\$25.00	\$25.00	\$14,225.71	(\$14,200.71)	0.18%
Sanborn, Sacred Heart	60	2	3.33%	\$826.00		\$826.00	\$413.00	\$11,287.56	(\$10,461.56)	7.32%
Selz, St. Anthony	37	2	5.41%	\$1,100.00		\$1,100.00	\$550.00	\$6,335.30	(\$5,235.30)	17.36%
Sheldon, Our Lady of the Scapular	46	2	4.35%	\$1,650.00		\$1,650.00	\$825.00	\$6,780.34	(\$5,130.34)	24.34%
Starkweather, Assumption of B.V.M.	19	2	10.53%	\$400.00		\$400.00	\$200.00	\$4,544.00	(\$4,144.00)	8.80%
Steele, St. Francis de Sales	85	4	4.71%	\$1,300.00		\$1,300.00	\$325.00	\$15,903.11	(\$14,603.11)	8.17%
Sykeston, St. Elizabeth	40		0.00%	\$0.00				\$7,855.09	(\$7,855.09)	0.00%
Tappen, St. Paul	25		0.00%	\$0.00				\$4,456.16	(\$4,456.16)	0.00%
Thompson, St. Jude	147	3	2.04%	\$700.00		\$700.00	\$233.33	\$27,708.16	(\$27,008.16)	2.53%
Tokio, Christ the King	6		0.00%	\$0.00				\$1,251.00	(\$1,251.00)	0.00%
Tolna, St. Joseph	28		0.00%	\$0.00				\$6,209.25	(\$6,209.25)	0.00%
Towner, St. Cecilia	109	1	0.92%	\$400.00	\$400.00		\$400.00	\$19,018.68	(\$18,618.68)	2.10%
Unaffiliated	1,231	13	1.06%	\$4,050.00		\$4,050.00	\$311.54	\$34,427.57	(\$30,377.57)	11.76%
Valley City, St. Catherine	457	24	5.25%	\$11,475.00	\$1,880.00	\$9,595.00	\$478.13	\$72,440.21	(\$60,965.21)	15.84%
Velva, St. Cecilia	138		0.00%	\$0.00				\$28,881.64	(\$28,881.64)	0.00%
Verona, St. Raphael	15	2	13.33%	\$625.00		\$625.00	\$312.50	\$2,080.80	(\$1,455.80)	30.04%
Veseleyville, St. Luke	24	1	4.17%	\$500.00		\$500.00	\$500.00	\$8,464.87	(\$7,964.87)	5.91%
Wahpeton, St. John	794	7	0.88%	\$1,285.00	\$450.00	\$835.00	\$183.57	\$115,121.79	(\$113,836.79)	1.12%



"Journey with Hope" – Hebrews 6:18-19

Diocese of Fargo
Status of 2025 God's Gift Appeal

Diocese of Fargo
Office of Stewardship and Development

Parish:	Number of Households	Number of Donors	Percent Participation	Total Amout of Gifts Pledged	Outstanding Pledge Balance	Total Amout of Gifts Received	Average Gift Amount	Parish Goal	Over/ Under to Goal	Percent to Goal
Walhalla, St. Boniface	151	2	1.32%	\$1,100.00		\$1,100.00	\$550.00	\$24,327.52	(\$23,227.52)	4.52%
Warsaw, St. Stanislaus	85	2	2.35%	\$650.00		\$650.00	\$325.00	\$25,064.67	(\$24,414.67)	2.59%
West Fargo, Blessed Sacrament	430	31	7.21%	\$10,475.00	\$2,260.00	\$8,215.00	\$337.90	\$71,975.59	(\$61,500.59)	14.55%
West Fargo, Holy Cross	2,089	62	2.97%	\$32,800.00	\$7,156.25	\$25,643.75	\$529.03	\$241,511.81	(\$208,711.81)	13.58%
Westhope, St. Andrew	64		0.00%	\$0.00				\$13,986.20	(\$13,986.20)	0.00%
Willow City, Notre Dame des Victoires	17	2	11.76%	\$2,100.00		\$2,100.00	\$1,050.00	\$4,102.19	(\$2,002.19)	51.19%
Wimbledon, St. Boniface	58	2	3.45%	\$600.00		\$600.00	\$300.00	\$10,239.88	(\$9,639.88)	5.86%
Windsor, St. Mathias of Windsor	28	3	10.71%	\$780.00		\$780.00	\$260.00	\$8,112.03	(\$7,332.03)	9.62%
Wishek, St. Patrick	67	3	4.48%	\$800.00		\$800.00	\$266.67	\$12,323.12	(\$11,523.12)	6.49%
Wyndmere, St. John the Baptist	90	5	5.56%	\$1,680.00	\$160.00	\$1,520.00	\$336.00	\$21,406.23	(\$19,726.23)	7.85%
Zeeland, St. Andrew	56		0.00%	\$0.00				\$16,782.50	(\$16,782.50)	0.00%
Totals:	24,005	856	3.57%	\$439,452.79	\$108,492.45	\$330,960.34	\$513.38	\$3,773,301.00	(\$3,333,848.21)	11.65%

Number of parishes:

100% of goal or above: 0

75% to 99% of goal: 0

50% to 74% of goal: 1

25% to 49% of goal: 11

Below 25% of goal: 115