




HOLY CROSS ACADEMY
RUMSON, NJ

Incoming 3rd Grade

Holy Cross Academy

2025 Summer Assignments



Dear Students:

Get ready to shine brighter than the sun! As we end another terrific school year and look forward to the sunny days of summer, our learning journey continues with the attached summer reading and math packets. Our summer assignments aren't just tasks; they are your passport to a summer filled with growth and enrichment. So, let's dive in together, embrace the warmth of learning, and make this summer one to remember! Please complete and bring the assignments with you on the first day of school in September.

Enjoy the many blessings of summer!

Dear soon to be 3rd Graders,

Summer is here! I don't want you to forget all the wonderful and valuable skills you have learned in 2nd grade. So, this summer packet will help you keep your reading skills sharp and growing. Below you will find directions and tips on how to get your summer work done and have FUN!

You will need to read at least 2 books this summer. The first required book is Third Grade Angels by Jerry Spinelli. This is a great story and we will start our year off together by doing some activities that go along with the book. We also ask that you complete the questions that go along with it, found in your summer packet. Please use your NEATEST PRINT handwriting. When answering the questions, please answer in complete sentences with capitalization and punctuation.

The second book is YOUR choice of a chapter book. You may choose fiction or non-fiction and complete the appropriate book report included to go with it. Pick a "just right" book", one that is not too hard and not too easy. Please write in your NEATEST PRINT. Check for capitalization and punctuation!

The reading log is for any other books you read over the summer! You can read at the beach, at the pool, on vacation, or just at home. You can read on sunny days and on not-so sunny days! Just remember to READ, READ, READ! I will keep a log of the books I read too! Maybe we will even read in some of the same places! (I always have a book at the pool and at the beach). On the first day of 3rd grade, I will collect your summer reading and math packets.

I am so excited to see you on your first day of 3rd grade! Have an amazing summer!

MY FICTION BOOK REPORT

by:

(your name)

Title:

Author:

GENRE

- ☐ realistic fiction
- ☐ historical fiction
- ☐ science fiction

- ☐ scary fiction
- ☐ fantasy
- ☐ other

Name and describe
the main characters

Describe the main
conflict in this story.

Tell how the
conflict was resolved.

Setting

This story mostly takes place _____

Draw the main setting.

I rate this book



NON-FICTION BOOK REPORT

Title:

by:

(your name)


Author:

of pages

Tell what this book was about.

6 interesting facts I learned from this book:

If I were going to design a new cover for the book, it would look like this:



page _____	page _____
page _____	page _____
page _____	page _____

I rate this book




Name _____

Third Grade

Angels

By: Jerry Spinelli



Chapter 1: Finally!

Name _____

Comprehension Questions

Directions: Answer the following questions in complete sentences.

1. Based on the rhyme Suds first heard in kindergarten, how did he feel about the nickname for first and second graders? Why? How did he feel about becoming a third grade angel?

2. What did Judy say the definition of "angel" was? What did Suds think, based on the way she answered?

3. How did Suds feel after blurting out in class? Why?

4. According to Mrs. Simms, what is the difference between *real* angels and her third grade angels?

5. In order for her class to be good third grade angels, what did Mrs. Simms expect from them?

Chapter 2: The Prize
Comprehension Questions

Name _____

Directions: Answer the following questions in complete sentences.

1. Describe the prize for being chosen as the "boss angel?" How long do you get to be the boss angel? What do you do after your time is up?

2. How can you earn the angel prize? List the ideas the class brainstormed together.

3. Why did Suds choose to sit in the behind Judy? What did he notice now that he sat behind her?

4. What did Mrs. Simms say when Billy Umberger asked if everyone would get the prize?

5. How did the students and Mrs. Simms react to Suds' blurted question of, "Even Gerald Willis?"

Chapter 3: Boink, Bunk
Comprehension Questions

Name _____

Directions: Answer the following questions in complete sentences.

1. What question did Joey ask Suds? Why didn't Suds answer him?

2. What did Joey say about Judy Billings?

3. Why did Joey think he would like fourth grade better than third grade? Did Suds agree or disagree with him?

4. What did Joey do after finding out who Gerald Willis was?

5. What did Joey do after his encounter with Gerald Willis?

Chapter 4: Tub Talk
Comprehension Questions

Name _____

Directions: Answer the following questions in complete sentences.

1. How did Suds feel after his first day of school? What did he do to calm down?

2. Why did Suds think that Joey might be a troublemaker?

3. Why was Suds so upset about Joey telling Judy that he loves her?

4. What three predictions about the next day did Suds' mom have?

5. Which prediction did Suds for sure believe? Why?

Chapter 5: The Hat
Comprehension Questions

Name _____

Directions: Answer the following questions in complete sentences.

1. In what ways was Suds' mom right about what would happen the next day at school?

2. How did the class react to the apple on Mrs. Simms' desk? Who had left it there, and how did Suds know?

3. What opportunity to do a good deed came up at recess that afternoon? What happened, instead?

4. What did Mrs. Simms say about the hat incident? In what way was *everyone* guilty?

5. How did most of the class feel during Mrs. Simms' speech? What evidence from the text supports your answer?

Chapter 6: It Was True
Comprehension Questions

Name _____

Directions: Answer the following questions in complete sentences.

1. What adjective did Suds use to describe his day to his family?
What reasons did he give?

2. What two things did Suds say that made his dad respond with,
"I like this teacher?"

3. What made Suds' sister, Amy, mad at dinner? What did she
say?

4. Where does Suds like to do his thinking? What was he thinking
about tonight?

5. Why was Amy's comment bothering Suds so much? What did it
make him realize?

Chapter 7: "Don't Buy Me"/ Chapter 8: Perfect
Comprehension Questions

Name _____

Directions: Answer the following questions in complete sentences.

1. Describe what was on Mrs. Simms' desk the next day at school.
How did she react?

2. According to Mrs. Simms, what is the **wrong** way to try to get
the halo? What will they have to do to get it?

3. How was Suds "perfect" in his classroom that day?

4. What good deed did Suds do on the playground? How did Walter
and Suds feel?

5. As Suds sat on the bus, what did he feel like Mrs. Simms was
doing?

Chapter 9: Spies/ Chapter 10: Angel at Home
Comprehension Questions

Name _____

Directions: Answer the following questions in complete sentences.

1. What did Suds ask his mom in the backyard? What did he mean?

2. What did Suds' mom tell him as an answer his question?

3. Why was it harder to be an angel at home than at school?

4. Suds thought he was being as good as he could be at home, but according to his mom, what was the only area he needed work in?

5. After his talk with his mom about his sister, what did Suds change?

Chapter 11: The Race/ Chapter 12: Back to Bad
Comprehension Questions

Name _____

Directions: Answer the following questions in complete sentences.

1. What has Suds done to get "perfecter and perfecter?" What does he picture every time he does a good deed?

2. Even though he was doing so many good things, why couldn't Suds relax?

3. What did Raymond Venotti do on the playground? How did Suds respond? What happened next?

4. After the incident with Raymond, what other bad things did Suds notice the kids doing?

5. When Suds told his mom about all the bad things kids were doing, what did she say?

Chapter 13: Chipmunk/ Chapter 14: Oh No!

Name _____

Comprehension Questions

Directions: Answer the following questions in complete sentences.

1. Which other student is still in the race for the halo? How did Suds test him? How did the other student respond?

2. Why is Suds "a nervous wreck?" What advice did his mom give him?

3. Summarize what Joey and Suds talked about on the playground. What did Joey tell him?

4. When Suds' sister was bothering him on the bus, what did he do? What happened next?

5. What was Suds thinking about that night in bed? What did he do so his good deed didn't go to waste?

Chapter 15: The Winner/ Chapter 16: Outside/Inside

Name _____

Comprehension Questions

Directions: Answer the following questions in complete sentences.

1. Why had Suds decided he wasn't going into school? How did his mom react to that decision?

2. Suds predicted he would lose the halo competition and that the winner would be Darren Tapp. What part of his prediction was right, and what part was wrong?

3. Who won the halo? How did Suds react when the announcement was first made?

4. What happened with Constantina and Suds out on the playground?

5. Why did Suds' mom think he was a good loser? Why did Suds think he was a bad loser?

Chapter 17: Surprise
Comprehension Questions

Name _____

Directions: Answer the following questions in complete sentences.

1. Who was at Suds' door? Why did she call him Suds instead of George?


2. Why had the visitor come to Suds' house?

3. What did Mrs. Simms' say about Suds and the angel contest?

4. Why had Constantina won the halo when she wasn't even trying for it?

5. As Mrs. Simms was walking out the door, what did Suds say and ask? How did she respond?

MY SUMMER MATH REVIEW



NAME: _____

Name: _____

Date: _____

WATERMELON

COUNT by 10



Directions: Count by 10 and fill the watermelons with the missing numbers.

10				50
	70			
			140	
		180		

Name: _____

Date: _____

SUMMER EXPANDED FORM



Directions: Write the expanded form of each number. The first one is done for you.

951

900 +	50 +	1
+	+	
+	+	
+	+	
+	+	
+	+	
+	+	
+	+	
+	+	

194

516

329

287

668


473

745

832









Name: _____

Date: _____



TIME FOR SUMMER

Directions: Write the correct times in the boxes below the clocks.



Name: _____

Date: _____

COMPARING Numbers



Directions: Compare each set of numbers. Color the greater number.

251

252

975

983

114

193

516

412

876

856

28

32

636

649

711

701

415

405

289

398

96


89

228

238

Name: _____

Date: _____




ORDERING NUMBERS




Directions: Order the numbers from greatest to least.


459, 237, 376, 572




624, 141, 985, 736




274, 842, 419, 615




58, 69, 71, 52




114, 116, 112, 119



740, 150, 140, 750



525, 815, 679, 292




Name: _____

Date: _____



SUMMER TREATS

Directions: Use the graph to help you answer the questions.




- How many people like popsicles? _____
- How many people like snow cones and ice cream combined? _____
- How many people like pineapple? _____
- Which treat do the least amount of people like? _____
- Which treat do most people like? _____
- How many more people voted for ice cream than watermelon? _____

Name: _____

Date: _____

NUMBER SURFING



Directions: Write 100 less than the number shown on the left, and 100 more than the number shown on the right.

445

259

166

523

872


604

317

761

Name: _____

Date: _____



POPSICLE Addition

Directions: Add the numbers. Color the popsicle yellow if it is odd and blue if it is even.

$$\begin{array}{r} 19 \\ + 93 \\ \hline \end{array}$$

$$\begin{array}{r} 94 \\ + 13 \\ \hline \end{array}$$

$$\begin{array}{r} 18 \\ + 16 \\ \hline \end{array}$$

$$\begin{array}{r} 33 \\ + 47 \\ \hline \end{array}$$

$$\begin{array}{r} 56 \\ + 61 \\ \hline \end{array}$$

$$\begin{array}{r} 39 \\ + 25 \\ \hline \end{array}$$

$$\begin{array}{r} 71 \\ + 44 \\ \hline \end{array}$$

$$\begin{array}{r} 77 \\ + 37 \\ \hline \end{array}$$

$$\begin{array}{r} 48 \\ + 15 \\ \hline \end{array}$$

$$\begin{array}{r} 29 \\ + 27 \\ \hline \end{array}$$

$$\begin{array}{r} 53 \\ + 93 \\ \hline \end{array}$$

$$\begin{array}{r} 26 \\ + 57 \\ \hline \end{array}$$


$$\begin{array}{r} 73 \\ + 82 \\ \hline \end{array}$$

$$\begin{array}{r} 68 \\ + 25 \\ \hline \end{array}$$

$$\begin{array}{r} 88 \\ + 82 \\ \hline \end{array}$$

Name: _____

Date: _____



POPSICLE SUBTRACTION

Directions: Subtract the numbers. Color the popsicle pink if it is odd and green if it is even.

$$\begin{array}{r} 98 \\ - 34 \\ \hline \end{array}$$

$$\begin{array}{r} 75 \\ - 28 \\ \hline \end{array}$$

$$\begin{array}{r} 76 \\ - 47 \\ \hline \end{array}$$

$$\begin{array}{r} 92 \\ - 55 \\ \hline \end{array}$$

$$\begin{array}{r} 89 \\ - 66 \\ \hline \end{array}$$

$$\begin{array}{r} 80 \\ - 46 \\ \hline \end{array}$$

$$\begin{array}{r} 66 \\ - 18 \\ \hline \end{array}$$

$$\begin{array}{r} 97 \\ - 53 \\ \hline \end{array}$$

$$\begin{array}{r} 82 \\ - 23 \\ \hline \end{array}$$

$$\begin{array}{r} 44 \\ - 13 \\ \hline \end{array}$$

$$\begin{array}{r} 73 \\ - 65 \\ \hline \end{array}$$

$$\begin{array}{r} 85 \\ - 52 \\ \hline \end{array}$$


$$\begin{array}{r} 61 \\ - 15 \\ \hline \end{array}$$

$$\begin{array}{r} 68 \\ - 36 \\ \hline \end{array}$$

$$\begin{array}{r} 95 \\ - 23 \\ \hline \end{array}$$

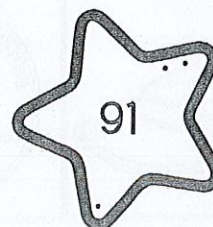
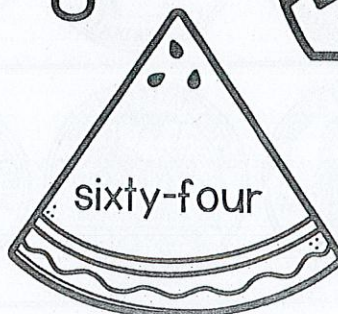

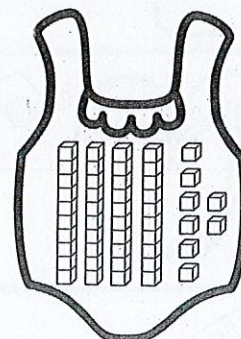
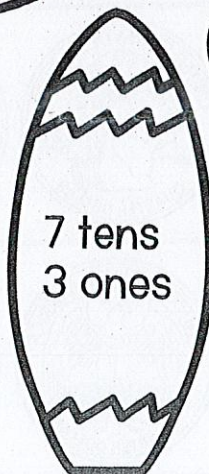

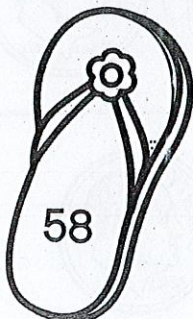


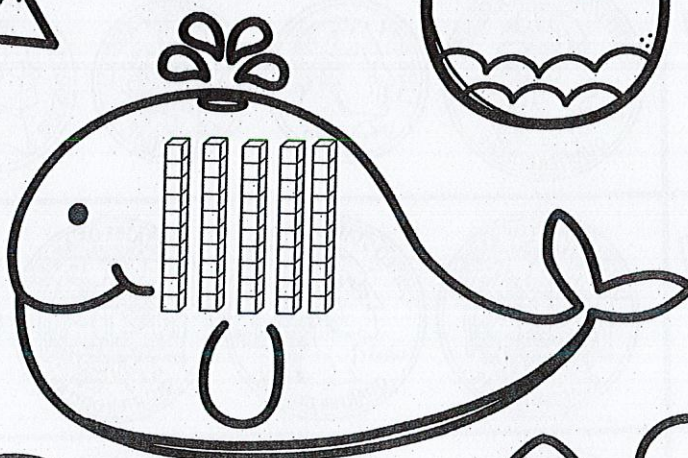
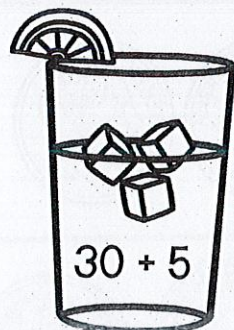

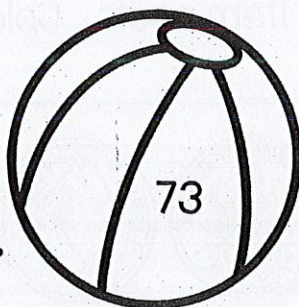

Name: _____

Date: _____



PLACE VALUE Matching

Directions: Read the number on each picture. Find the matching picture that represents the same number. Color each matching pair a different color.





















Name: _____

Date: _____

BEACH DAY SHOPPING



Directions: Look at how much each item costs. Color in that amount of coins.

 <p>BALL 45¢</p>	    
 <p>PAIL 50¢</p>	    
 <p>TOWEL 75¢</p>	    
 <p>SUNSCREEN \$1.00</p>	    
 <p>SANDALS 70¢</p>	    
 <p>HAT 65¢</p>	    

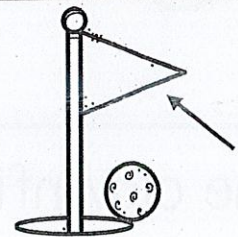

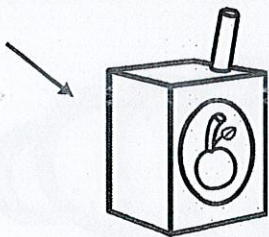
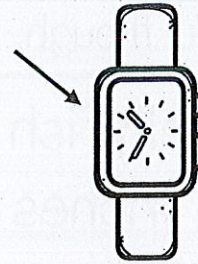
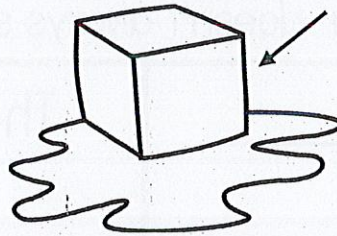

Name: _____

Date: _____



Summer SHAPES

Directions: Use the word bank to help you identify each shape.



WORD BANK


circle	cylinder	sphere
cone	rectangle	square
cube	rectangular prism	triangle



Name: _____

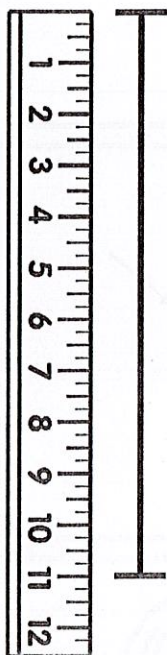

Date: _____

MEASURE the CREATURE





Directions: Measure the sea creatures using the ruler next to them.
Be careful though, the ruler doesn't always start at 0.


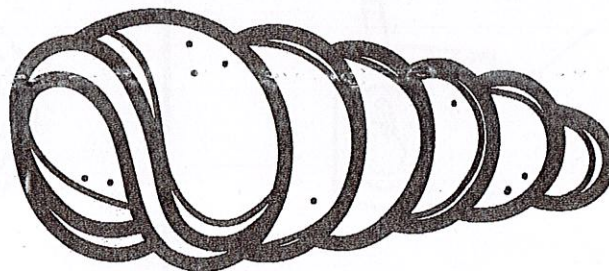
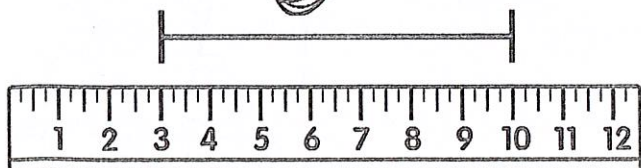

The jellyfish is _____
inches long.



The starfish is _____
inches long.



The clownfish is _____
inches long.



The shell is _____
inches long.