




LIGHT IS LIFE



Scout Manual

The Light is Life program was designed for Boy Scouts of the Eastern Catholic Churches. You must be a member of one of the Eastern-rite Catholic Churches and a registered member of the Boy Scouts of America, active in your troop for at least six months, and have completed the sixth grade, before beginning the program.

Published with the approval of the United States Eastern Catholic bishops
©National Catholic Committee on Scouting.
1325 West Walnut Hill Lane, P.O. Box 152079, Irving, TX 75015-2079
The NCCS operates under the auspices of the National Catholic Conference of Bishops
First Printing — March, 1997
Catalog Number 16-3011

Icon drawings used with permission of God With Us Publications.

**Application to begin working on
Light is Life emblem**

Last name _____ First name _____
Address _____
City _____ State _____ Zip Code _____
Date of birth _____ Unit no. _____ Phone no. _____
Arch/Eparchy _____
Parish _____

Applicant request

I hereby make application to begin working on the Light is Life emblem. On my honor as a Scout and as a Catholic I certify that I have fully met the requirements to begin this program.

Applicant's signature _____ Date _____

Parent's approval

My son has my permission to work on the Light is Life emblem, and I will gladly support him and work with him.

Parent or other adult signature _____ Date _____

Counselor's approval

I am willing to work with the above-named individual.

Counselor's signature _____ Date _____

Address _____ Phone no. _____

City _____ State _____ Zip code _____

Unit leader's approval

I hereby certify that the above-named Scout has met the requirements to start working on this emblem.


Unit leader's signature _____ Date _____

Pastor's approval

I hereby certify that the above-named Scout is a member of my parish, and have no objections to his receiving the Light is Life emblem when he successfully fulfills the requirements.

Pastor's signature _____ Date _____

**Application for
review and presentation
Light is Life emblem**



Record for eparchial Scout chaplain's office

Date application/fee recv'd. _____

Arch/Eparchial Scout chaplain approval

Date recorded _____

Date emblem mailed _____

Date presented _____

Candidate's certification

I hereby make application for the Light is Life emblem. On my honor as a Scout and as a Catholic I certify that I have faithfully fulfilled all the requirements for this emblem. I further certify that I have prepared myself as best I can for a review.

Applicant's signature _____ Date _____

Counselor's certification

I hereby certify that the above-named Scout has successfully completed the work required for the Light is Life emblem.

Counselor's signature _____ Date _____

Board of Review certification

To the eparchial Scout chaplain:

The undersigned review committee certifies that this Scout has presented the proper credentials and records and that he has satisfactorily passed a review of the requirements for this program. We therefore recommend that he be presented with the Light is Life emblem.

The review was given before us on (Date) _____ at _____

Signed:

Forward

The National Catholic Committee on Scouting has developed this program in cooperation with the United States bishops of the Eastern Catholic churches. This document is in harmony with the *God With Us* series of the Eastern Christian Formation program.

It is the responsibility of the eparchial (diocesan) Boy Scout chaplain and the eparchial Catholic Committee on Scouting, through its local council and district committees, to initiate a program of recruitment, training and certification of counselors for this emblem. Scouter Development and Counselor Training are recommended and may be required for counselors in your eparchy. Consult your local chancery office for information on how to contact your local Catholic Committee on Scouting or Boy Scout chaplain. If you do not know how to contact the eparchial chaplain or Catholic Committee on Scouting, you can obtain this information from the National Catholic Committee on Scouting, 1325 West Walnut Hill Lane, P.O. Box 152079, Irving, TX 75015-2079, or a nearby Roman Catholic chancery office.

This Scout manual has been prepared through field testing and input. It is meant to provide a more effective religious emblem program to Scouts of the Eastern Catholic churches. the program serves as an outreach

to all Catholic Scouts in Catholic or in non-Catholic chartered units.

The unit, parish, or district religious emblem counselor sets this program into action. He/She promotes the spiritual phase of Scouting within the unit and encourages greater participation by Catholic youth in the program. In the unit he/she also provides guidance and assistance to non-Catholic youth, urging them to participate in the religious emblems program of their own faith. Catholic emblems may be earned only by Catholic Scouts! Protestant and other religious emblems can be earned only by members of their respective faiths!

The ideas contained in this program are basic to Scouting and its methods. Just as Scouting literature is basically self-explanatory, so also is this emblem program. Full instructions are contained in the introductory pages of this emblem program.

If your chancery office or local eparchial officials are unable to assist you in any administrative details, contact the Committee on Eastern Catholic Churches of the National Catholic Committee on Scouting. Your local council can assist you in contacting the National Catholic Committee on Scouting through the Relationships Division of the National Council, Boy Scouts of America.

TABLE OF CONTENTS

Goal	5
Step A — INTRODUCTION	7
1. Creation Reveals God's Presence	7
2. Signs and symbols	8
3. Icons	10
4. Liturgy is Life	12
Step B — INITIATION	14
1. Baptism-Chrismation-Eucharist	14
2. Kingdom of God	15
3. The Divine Liturgy	16
Step C — HEALING	22
Step D — VOCATION	26
Step E — TOWARD A CHRISTIAN LIFE-STYLE	32
APPENDIX A — Clues for encryption statements	35

THE LIGHT IS LIFE PROGRAM

Goal

The overall goal of the Light is Life religious emblem program is to bring about in the Scout, through his Eastern Christian Scouting experience, a deeper awareness of his share in faith-life. Then going forth, he will witness this life through maturity in communal worship and in Christian formation of his world.

"You are the light of the world...your light must shine in the sight of all" (Mt 5:14). Throughout the course of religious education, the Eastern Christian Scout has been introduced to the Triune God — Father, Son and Holy Spirit — and God's plan for humanity. As the Scout reaches adolescence, it is increasingly more important that he live out the implications of his relationship with the Trinity. Eastern Christian Scouting provides an excellent framework for this to happen. The Scout must truly become a "light to the world." Light is life! Life is to know the only true God through his Son, Jesus Christ, in the Holy Spirit. Jesus Christ is the Light — our model and teacher.

Eligibility

The content of the program is aimed at the 12-13-year-old. Other Scouts, older or younger, may use the program. The approximate length of time for the completion of the program is about 12 months. As the Scout grows in faith through the study of this program, it is expected that at the same time he will be advancing in Scouting.

Western (Roman) Catholic Scouts should work on the Ad Altare Dei (AAD) program. Eastern Catholic Scouts are not eligible for the Ad Altare Dei emblem unless a waiver has been granted through the National Catholic Committee on Scouting's Committee on Eastern Catholic Churches or his own bishop.

You must be a registered Scout to begin the program, active in your troop for six months, and have completed the sixth grade, before beginning this program.

High School age Scouts and Explorers should work on the Pope Pius XII program for young adults. It is designed for youths ages 15 and 16. Adults are not eligible to receive the Light is Life or Pope Pius XII emblems.

Community is an important reality for the Christian. The Scout moves in many communities. His family, school, church and troop are the major ones. The Light is Life program is pursued in the context of these communities. By our lives as individuals within the community of the church, we are the expression and the explanation of the experience of the relationship we have with the Father, the Son and the

Holy Spirit. We are a concrete expression of the experience of divine love. We as a faith community express both the 'mystery' and the 'revelation'. The program is also liturgy-oriented, for liturgy *is* life for the Eastern Christian, just as all of life is a liturgy. He totally celebrates the divine plan in liturgy as well as in the community living in the church. It is in the encounter with Christ in the holy mysteries (sacraments), in prayer and in the total liturgical life that faith is realized.

Methodology

The method of presentation of each step is the learning concept basic to all Scouting learning experiences. Each step has its 'guided discovery' through reading and questions; its 'teacher-learner' situation through discussion with the counselor; its 'application' through the projects; and its 'evaluation' by the Scout and his counselor and the Scout's discussion with his scoutmaster of his progress.

The most important aspect of the program is that the Scout grow in his spiritual experience of his relationship to God and the church. All else is secondary.

Instructions

1. Ask your scoutmaster, pastor, parish administrator, director of religious education or any member of the troop committee if there is a Light is Life counselor in your parish or area. If there is a counselor available, ask him/her to help you with the Light is Life program. Otherwise ask a local AAD counselor, priest, religious or catechist to help you. (Resource material is contained in the *Light is Life Counselor's Guide* or in the *God With Us* series of the Eastern Christian Formation Program.) Inform your scoutmaster who will be assisting you in this program. While doing this program share your progress with your scoutmaster at your regular or a special scoutmaster's conference.

2. After you have selected your counselor you must complete the application to begin working on the Light is Life Emblem. You should first get the signature of your parents stating that they approve of your involvement in the program. You should then have the counselor sign that he is willing to work with you on the program. The scoutmaster should then sign certifying that you have met all the requirements to start the program, and that he is aware of your involvement in the program. Lastly you should get the approval of your pastor for you to work on and receive the emblem.

Do not tear the "Application" page out of this manual at this time. Wait for the Board of Review which will occur at the end of the program.

3. Standards for this program have been prepared by the Committee on Eastern Catholic Churches of the National Catholic Committee on Scouting. All steps in this book must be completed before presenting yourself to the Religious Emblems Review Board and emblem presentation.

No changes are permitted. Additional requirements may not be added. Scouts with special needs can easily complete the program, since the counselor has enough flexibility to present the program adapted to those needs.

4. All journal entries, reports and written work should be legible and neat. This book is to be examined by the counselor as you proceed through each step of the program. It is to serve as partial evidence of the completion of your learning objectives. It will also be a tool to help you at the Board of Review or when submitting the application to your eparchial Scout chaplain, if there is no Board of Review available for you. It will also help you explain your spiritual growth to others.

5. The use of a Catholic Bible is required for this program. You will need to have one you can use.

6. There are three parts to each step. When all parts of a step are completed, review your study with your counselor. He/She will sign and date the certification of completion for the step. **Your spiritual growth should be evident as you progress from step to step.**

7. When all steps have been completed, your counselor should contact your eparchial Scout chaplain or Catholic Committee on Scouting for further direction concerning Board of Review and presentation instructions. If your counselor does not know who the eparchial chaplain is, he/she can contact the eparchial chancery office to obtain the information or contact the Committee on Eastern Catholic Churches, National Catholic Committee on Scouting, 1325 West Walnut Hill Lane, P.O. Box 152079, Irving TX 75015-2079.

8. Eparchial and B.S.A. youth protection policies **must** be followed.

NOTE: Counselors for the Light is Life emblem should be approved in advance by their pastors and the eparchial Scout chaplain or Catholic Committee on Scouting. The *Light is Life Counselor's Guide* is an integral part of this program and contains the necessary resources for anyone, including those unfamiliar with Eastern Christianity. Scouter Development and counselor training are also recommended and may be required for counselors in your eparchy.

How the Emblem is Worn

The emblem is a bronze cross bearing the words (in Greek letters: PHOS (ΦΟΣ) — LIGHT and ZOE (ΖΩΗ) — LIFE, suspended from a light blue ribbon, symbolizing the heavens and the kingdom of God. A bronze bar and pin surmount the top of the ribbon with the inscription, "Light is Life". This emblem is worn centered above the left breast pocket below the service stars on the Scout uniform shirt.

Also a universal religious emblem square knot may be worn on the uniform above the left breast pocket. The square knot is a cloth, silver knot on purple, No. 5014, and may be worn by youth members or Scouters who earned the emblem as a youth. The miniature device is worn with the youth religious emblem square knot, indicating emblems earned as a youth. Wear Cub Scout device No. 5103C, for Light of Christ emblem; Webelos Scout device, No. 5103K, for Parvuli Dei; Boy Scout device, No. 5103D, for Light is Life emblem; and Explorer device, No. 5103G, for the Pope Pius XII emblem. Only one knot is worn, but any combination of devices may be worn on the same knot. The loop of the embroidered square knot that comes in *front* of the standing part is always to the wearer's right. Knots are worn with the distinguishing color (not white) toward the wearer's right.

Step A — INTRODUCTION

GOAL: To discover, as a Scout, that the material world helps us to come to contemplation of the divine presence. That while the supernatural experience cannot be built upon the natural experience itself, it is developed *within* it by revealing the real depth, origin and purpose of the natural.

1. Creation Reveals God's Presence

a. Guided discovery

Read and reflect:

Genesis, 1:1 - 3:2

Psalm 103

An Exposition of the Orthodox Faith, St. John Damascene, chapter 3

b. Teacher-learner

Discuss with your counselor a hike, camp out or other outdoor activity during which you felt especially close to God.

c. Application

Take a five-mile hike in a natural area and reflect on God's presence in creation. Write your thoughts here:

2. Signs and symbols

a. Guided discovery

Read and reflect:


Rev. 1:12-20

Dan. 2:31-45

b. Teacher-learner

Discuss with your counselor the meaning of the Scout emblem.

Find the names of the common signs/symbols of our Christian faith that we call sacramentals. Discuss with your counselor their meaning.



Gospel, Cross, holy table, oil, incense,
vestment, candles

CLUE

c. Application

Do one of the following two activities:

In the space below, write a short explanation of what it means when incense is used in church.

OR

On this page put drawings or photos of the vestments of your church, with the names of the vestments.

3. Icons

a. Guided discovery

Read and reflect:

Jn 1:1-18

Col 1:15-17

An Exposition of the Orthodox Faith by St. John Damascene, chapter 16.

b. Teacher-learner

Discuss with your counselor how icons differ from other forms of artistic representation.

Discuss with your counselor the purpose of the icon screen, sanctuary wall or curtain.

c. Application

Write the meaning of any two feast day icons:

#1

#2

If your parish church has an icon screen, sanctuary wall or curtain, take a photograph of it and place it below. If the churches of your rite usually have an icon screen but your parish church does not, draw a diagram of a typical icon screen below and name the icons that go on it.

4. Liturgy is Life

a. Guided discovery

Read and reflect:

Rev 19:1-9

Heb 8:1-6

Constitution on the Sacred Liturgy, Vatican Council II, nos. 7-9

b. Teacher-learner

Discuss with your counselor how Liturgy is: a) the meeting place of God and humanity; b) sharing in the heavenly liturgy of the angels and saints; c) the center of life for the Christian.

c. Application

Read a text from your rite's Eucharistic Liturgy that expresses the worship of the angels. Write a paragraph below on how this includes you. Explain to your counselor.

During a special conference with your scoutmaster, discuss what you have learned from this step.

EVALUATION OF STEP "A"

Scout: In the space below, write one new or helpful thing you learned from this step. Because of this step, how will your life be different?

Signature of Scout _____

Counselor: What evidence of Scouting and spiritual growth do you see in the Scout with completion of this step?

Scoutmaster: The Scout has shared his growth in this step during our conference.

Signature of scoutmaster _____

Signature of counselor _____

Step "A" completed on _____
date

Step B — INITIATION

GOAL: To study the meaning of Christian initiation for the Scout's relationship with God and the church.

1. Baptism-Chrismation-Eucharist

a. Guided Discovery

Read and Reflect: choose any three of these:

Mt. 3
Mk. 1: 1-11
Lk. 3: 16-22
Rom 6: 3-11
Mt. 28: 16-20
Acts 2: 1-11
Gal. 3: 27-28

Read both of the following:

Constitution on the Church, Vatican Council II, Nos. 9-10
Tropar for Theophany

b. Teacher-Learner

Discuss with your counselor how baptism makes us part of the Christian community by initiating God's Life in us.

Discuss with your counselor how baptism is related to the Easter event.

Discuss with your counselor the relationship between baptism (anamnesis) chrismation (epiclesis) and first Communion (koinonia).

c. Application

Attend a baptism, and record your experience in the space below (time, place, names, photos, etc.)

Using the space below, write a paragraph explaining how the special conference with your scoutmaster is a covenant between you and your scoutmaster.

2. Kingdom of God

a. Guided Discovery

Read and Reflect:

Mt. 4: 18-22

Easter Homily of St. John Chrysostom

b. Teacher-Learner

Discuss with your counselor how a Scout troop and the church are similar and how they are different.

Describe the process of becoming a Scout, and the process of becoming a Christian.

Discuss with your counselor the following, "I am the way, the truth, and the life; no one comes to the Father except through me."

Discuss with your counselor the responsibilities of being church: believing, praying, serving, living as community.

c. Application

Make a diagram, by computer or by hand, showing the hierarchy of your church, giving the names of your pastor, eparchial bishop, metropolitan or archeparch, patriarch, and place in the space below

In the space below, write the biography of your patron saint.

With your pastor and/or counselor, tour your parish church building (temple) and learn the parts of the temple and its furnishings.

3. The Divine Liturgy

a. Guided Discovery

Read and Reflect:

I Cor. 11: 23-27

Lk. 22: 14-20

Mk. 14: 22-26

Mt. 26: 26-30

b. Teacher-Learner

On the next page, outline the basic structure of the Divine Liturgy of your rite.

THE DIVINE LITURGY OF MY CHURCH

Byzantine-rite Scouts: Discuss with your counselor how the Divine Liturgy of St. Basil the Great and the Divine Liturgy of St. John Chrysostom differ from the office of the Presanctified Gifts.

All Scouts: Discuss with your counselor the role of the Scriptures in the Divine Liturgy (anamnesis)

Discuss with your counselor the meaning of "sacrificial meal."

You will find two code tables in Appendix A. Find which code table works with this message, and use that table to decode the whole message. Place the corresponding letter from the correct code table over each number below.

4/14// 22/14/21/14/15/10/14// 9/13/7/25//
21/13/20/20/24/5/15/13/5// 4/9/14/5// 4/14// 3/9/12/22/14//
15/5// 17/9/14// 14/24/21/9/12/22/15/3/17//, 13/26/17/14/5//
21/12/7/7/14/1// 17/9/14// 14/24/21/9/12/22/15/3/17/15/21//
20/14/12/7// (1/15/10/15/5/14// 7/15/17/24/22/2/25//).
20/12/5/25// 17/22/12/21/14/3// 13/26// 17/9/14//
13/22/15/2/15/5/12/7// 23/14/4/15/3/9// 20/14/12/7//
22/14/20/12/15/5// 15/5// 17/9/14// 14/24/21/9/12/22/15/3/17//
14/10/14/5// 17/13/11/12/25//. 3/14/14// 15/26// 25/13/24//
21/12/5// 20/12/17/21/9// 3/13/20/14// 13/26// 17/9/14/20//
4/15/17/9// 17/9/14// 21/13/20/20/13/5// 15/17/14/20/3//
12/17// 25/13/24/22// 20/14/12/7/3//.

[see next page]

A

Altar
Chalice
Paten
Corporal
Purificator
Bread
Wine
Hands
Altar Cloth
Lance
Spoon
Antimension

B

Knife
Vegetables
Salad
Table
Drink
Napkin
Meat
Plate
Dessert
Spoon
Cup or Glass
Bread
Place Mat
Table Cloth

Discuss with your counselor the meaning of remembrance (anamnesis), invocation of the Holy Spirit (epiclesis) and reception of the holy Gifts (koinonia).

c. Application

Do any two of the following six:

- Discuss with your counselor the Resurrectional meaning of the Lord's Day, and its proper observance.
- Demonstrate your ability to assist as acolyte or cantor at the Divine Liturgy, preferably with other Scouts present.
- In the space below write a few texts each from Sunday vespers, matins, and Divine Liturgy showing the Resurrectional character of the Lord's Day.
- Bake prosphora for the Divine Liturgy, explain the meaning of the emblem on the bread stamp, and show how the particles are arranged on the diskos.
- Discuss with your pastor or counselor the Eucharistic vestments, their background and their present meaning.
- Discuss with your pastor or counselor the traditional liturgical language of your rite and write the Lord's Prayer in that language in the space below.

During a special conference with your scoutmaster, discuss what you have learned from this step.

EVALUATION OF STEP "B"

Scout: In the space below, write one new or helpful thing you learned from this step. Because of this step, how will your life be different?

Signature of Scout _____

Counselor: What evidence of Scouting and spiritual growth do you see in the Scout with completion of this step?

Scoutmaster: The Scout has shared his growth in this step during our conference.

Signature of scoutmaster _____

Signature of counselor _____

Step "B" completed on _____
date

Step C — HEALING

GOAL: To identify sin as our failure to see God in all that we say and do; and to study Great Lent as the church's yearly season of repentance. To see healing as the triumph of the paschal victory over death, illness and sin. (*Note: This step is best taken during the Great Lent, the church's special yearly season of healing.*)

a. Guided Discovery

Read and Reflect:

Mk. 2: 5-12

Jn. 20: 19-23

James 5: 9-16

The Prayer of Ephrem the Syrian (Teacher-Learner)

b. Teacher-learner

Discuss with your counselor sin as our failure to live up to the responsibilities of discipleship.

You will find two code tables in Appendix A. Find which code table works with this message, and use that table to decode the whole message. Place the corresponding letter from the correct code table over each number below.

20/14// 3/14/7// 25/4/1/4/1/15/4/25// 6/11/4// 16/23/25/2/6//

6/23/1/4// 3/14/7// 25/4/9/4/23/12/4/20// 6/11/4//

11/14/13/3// 1/3/2/6/4/25/3 //14/16 // 21/4/17/26/17/9/4//?

2/11/26/25/4// 2/14/1/4// 14/16// 6/11/4//

16/4/4/13/23/17/19/2// 3/14/7// 11/26/12/4// 11/26/20//

8/11/4/17// 3/14/7// 11/26/12/4// 25/4/9/4/23/12/4/20//

6/11/4// 11/14/13/3// 1/3/2/6/4/25/3// 14/16// 21/4/17/26/17/9/4//

8/23/6/11// 3/14/7/25// 19/25/14/7/21// 14/25//

9/14/7/17/2/4/13/14/25//.

Discuss with your counselor the relationship between fasting, prayer, and almsgiving.

Discuss the meaning of Great Lent as our yearly reconversion (metanoia) and recommitment to our baptismal calling.

Whatever a person does in life, whether good or bad, is the choice of that person. If a bad choice is made that harms oneself or others, it is a sin. Therefore, restitution and reconciliation must be made for the sin. Complete the table on the following page.

The sin of: (Choice)	Possible or probable result of the sin (effects on self & others)	Appropriate penance and restitution (In addition to reconciliation)
Cheating		
Harassment of others		
Lying		
Skiping school		
Shoplifting		
Drug abuse		
Premarital sex		

Discuss with your counselor the reasons for anointing the sick.

This holy mystery is used by the church for a variety of situations. Unscramble the example given below:

- i. NI IINNMGTSER OT HTE EELDRY
- ii. BEEFOR SSEUROI SYURREG
- iii. UUNNNCCOOSSSIE
- iv. SSEUROI LLISSEN RO IYNRJU
- v. SSEUROI MLEANT LLISSEN

c. Application

Do any two of the following:

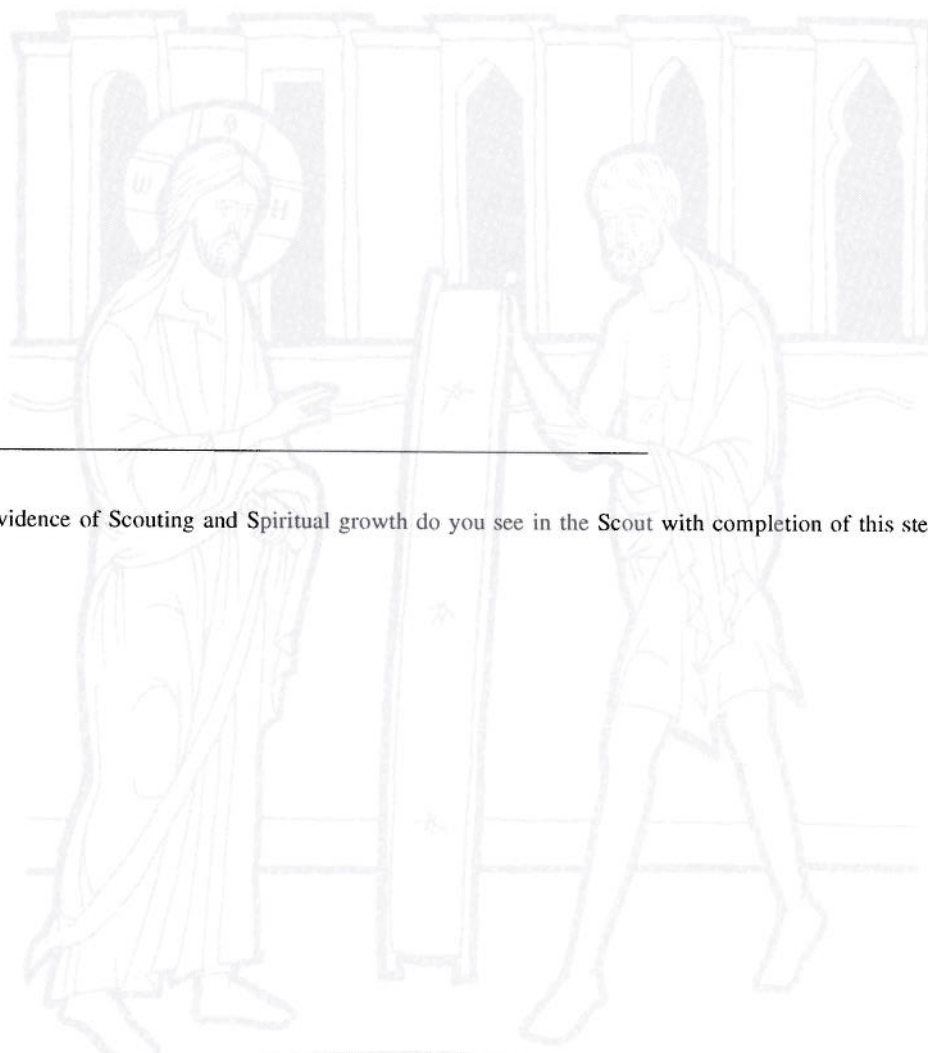
- Attend the Office of the Presanctified Gifts and write your feelings in the space below.
- Memorize the Ten Commandments, and the Beatitudes; write a comparison in the space below.
- Assist your pastor when he anoints a sick person. Ask him what things would be helpful to be prepared at the home of a sick person. List these things in the space below. Discuss your feelings about the experience with your pastor or counselor.

During a special conference with your scoutmaster, discuss what you have learned from this step.

EVALUATION OF STEP "C"

Scout: In the space below write one new or helpful thing you learned from this step. Because of this step, how will your life be different:

HEALING OF THE PARALYTIC :



Signature of Scout _____

Counselor: What evidence of Scouting and Spiritual growth do you see in the Scout with completion of this step?

Scoutmaster: The Scout has shared his growth in this step during our conference.

Signature of scoutmaster _____

Signature of counselor _____

Step "C" completed on _____
date

Step D — VOCATION

GOAL: To identify God's personal call to each of us through our life vocation.

a. Guided Discovery

Read and Reflect:

Gen. 15: 1-21

Lk. 5: 1-11

Heb. 5: 4

Jer. 1: 1-10

Mk. 10: 2-12

I Cor. 12: 4-11

Lk. 1: 26-38

St. John Chrysostom on the Priesthood

Humanae Vitae, Pope Paul VI, Nos. 8-10

b. Teacher-Learner

Discuss with your counselor what it means to be called by God for a role in salvation.

Discuss with a married person, approved by your counselor, the joys and difficulties of married life.

Discuss with a priest, monk, nun, or deacon, approved by your counselor, the joys and difficulties of religious life.

c. Application

Do any three of the following:

- Attend a marriage ceremony or ordination, and write in the space below what impressed you most.
- Write a paragraph in the space below explaining the meaning of the marriage crowns.
- In the space below, list the vocation Explorer posts in your area. Visit two, and report about them to your counselor.
- Visit a seminary or monastery and write your impressions in the space below.
- Correspond at least twice with a seminarian. Record his name and the date of your letters. Attach the letters from him to this manual.
- Read an article or pamphlet concerning the seminary or priestly life. Write a short report.

UNSCRAMBLE THE WORDS

Now that you have finished your reflections about the seven special signs of God's love for humanity, unscramble these seven signs and solve the puzzle:

PSMBATI							

RGMAEIRA								

NEPCNEA							

ODSORHEYRL										

NMIHCTRIOAS												

SAOTTOKHNFNEIGINI																	

CRHTUYAHLSEOI														



CLUE: What do we call these special signs? (Use the letters in the shaded blocks above.)

During a special conference with your scoutmaster, discuss what you have learned from this step.

EVALUATION OF STEP "D"

Scout: In the space below, write one new or helpful thing you learned from this step. Because of this step, how will your life be different?

Signature of Scout _____

Counselor: What evidence of Scouting and spiritual growth do you see in the Scout with completion of this step?

Scoutmaster: The Scout has shared his growth in this step during our conference.


Signature of scoutmaster _____

Signature of counselor _____

Step "D" completed on _____
date

HOLY MYSTERIES CROSSWORD PUZZLE

Now that you have learned more about the holy mysteries, complete this crossword puzzle.



Across

1. What one must have in order to be reconciled
3. Jesus gave his _____ and blood to us at the Last Supper.
5. Eastern Christians have great devotion to _____.
10. What one is asked to do to complete the sacrament of penance.
11. Anointed with at baptism.
12. Second person of the Trinity.
13. There are _____ holy mysteries.
14. Needed in order to baptize.
15. The _____ of Contrition is part of penance.
16. First holy mystery of Initiation.
17. Anointed with at chrismation.
20. Baptism, chrismation, Eucharist — holy mysteries of _____.
21. A couple makes a lifelong _____.
23. Word that refers to an ordained minister empowered to celebrate the Divine Liturgy.

Down

1. A symbol of the priest's power to forgive.
2. The Last Supper was celebrated in the upper _____.
3. The normal conferrer of holy orders.
4. Holy Mystery that is directly related to Pentecost.
6. "I _____ you from your sins."
7. During the Divine Liturgy, it is changed to the blood of Christ.
8. Refers to Jesus' gift of His own body and blood.
13. Third person of the Trinity.
18. The holy mysteries are visible signs given to us by Jesus to share in his _____.
19. One of the two substances needed to celebrate Eucharist.
21. Used to receive the body and blood of Christ.
24. Another word for symbol.

Step E — TOWARD A CHRISTIAN LIFE-STYLE

GOAL: To study what it means to live a Christian life-style and to establish a realistic prayer life.

a. Guided Discovery

Read and Reflect:

Col. 13: 10

2 Pet. 1: 4

Eph. 6: 14-20

Oratio de Incarnatione Verbi, by St. Athanasius, 54, 3

Hymn of St. Gregory Nazianzen

b. Teacher-Learner

Discuss with your counselor what it means to grow in the likeness of God.

Discuss with your counselor how the reality of the Trinity affects a Christian's prayer.

Explain the meaning of the "Jesus Prayer."

Demonstrate that you know the following: Sign of the Cross, Prayer to the Holy Spirit, Trisagion, Lesser Doxology, Prayer to the Holy Trinity, Prayer to the Mother of God, Lord's Prayer, Prayers before and after Meals, Communion Prayer.

c. Application

Do any two of the following:

- Attend a vespers or matins, and write your impressions in the space below.
- Attend a Scout retreat or day of recollection. Record the date and place below, and the highlight of the event.
- Make a string of beads for praying the Jesus Prayer, and use it daily for a month.
- Participate in a religious custom in your home and write a description in the space below.

After the discussions and projects above are completed, use the space below to write a description of how you will live a better Christian life of prayer. Discuss it with your counselor.

During a special conference with your scoutmaster, discuss what you have learned from this step.

EVALUATION OF STEP "E"

Scout: In the space below, write one new or helpful thing you have learned from this step. Because of this step, how will your life be different?

Signature of Scout _____

Counselor: What evidence of Scouting and spiritual growth do you see in the Scout with completion of this step?

Scoutmaster: The Scout has shared his growth in this step during our conference.

Signature of scoutmaster _____

Signature of counselor _____

Step "E" completed on _____
date

APPENDIX A — Clues for encryption statements

Baseball Code

A = 12	1 = D
B = 8	2 = G
C = 21	3 = S
D = 1	4 = W
E = 14	5 = N
F = 26	6 = P
G = 2	7 = L
H = 9	8 = B
I = 15	9 = H
J = 23	10 = V
K = 18	11 = Q
L = 7	12 = A
M = 20	13 = O
N = 5	14 = E
O = 13	15 = I
P = 6	16 = Z
Q = 11	17 = T
R = 22	18 = K
S = 3	19 = X
T = 17	20 = M
U = 24	21 = C
V = 10	22 = R
W = 4	23 = J
X = 19	24 = U
Y = 25	25 = Y
Z = 16	26 = F

Football Code

A = 26	1 = M
B = 15	2 = S
C = 9	3 = Y
D = 20	4 = E
E = 4	5 = K
F = 16	6 = T
G = 19	7 = U
H = 11	8 = W
I = 23	9 = C
J = 22	10 = X
K = 5	11 = H
L = 13	12 = V
M = 1	13 = L
N = 17	14 = O
O = 14	15 = B
P = 21	16 = F
Q = 18	17 = N
R = 25	18 = Q
S = 2	19 = G
T = 6	20 = D
U = 7	21 = P
V = 12	22 = J
W = 8	23 = I
X = 10	24 = Z
Y = 3	25 = R
Z = 24	26 = A

Note: All codes for any single message will be found in only one code table. Do not intermix the code tables in an attempt to solve a message puzzle.

Candidate's evaluation of the Light is Life program

This form was developed by the National Catholic Committee on Scouting to monitor constantly the effectiveness and viability of the Light is Life religious emblem program. The information you provide will be of great help in achieving this purpose. Please type, or print in block letters, your answers and send the completed form to: National Catholic Committee on Scouting, Light is Life Candidate Evaluation Program, 1325 West Walnut Hill Lane, P.O. Box 152079, Irving, TX 75015-2079.

Personal Information:

My age: _____ My current grade: _____ Years in Scouting _____ Rank _____

I have received the Light of Christ (Yes or No) _____ Parvuli Dei (Yes or No) _____

Indicate the number of years attending

_____ Parish School/Catholic High School

_____ ECF/PSR

Indicate your participation in

_____ First penance preparation

(_____ First Communion preparation)

Check what you have received

_____ First penance

_____ First Communion

Program information:

Please answer all questions using the numbers in the following scale. Reserve "10" and "0" for exceptional cases.
10 = Absolutely excellent; 8 = Good; 6 = O.K.; 4 = Poor; 2 = Needs improving; 0 = Terrible/start over

- _____ 1. How would you rate the overall content of the Light is Life program?
- _____ 2. Describe the program in reference to how well you enjoyed completing it.
- _____ 3. Evaluate how well each step helped in achieving the goal, as stated at the beginning of each step.

_____ Creation reveals God's presence

_____ Signs and symbols

_____ Icons

_____ Icons

_____ Liturgy is life

_____ Baptism-chrismation-Eucharist

_____ Kingdom of God

_____ The Divine Liturgy

_____ Healing

_____ Vocation

_____ Toward a Christian life-style

- _____ 4. How would you describe the way in which the requirements in each step related to each other, and to the entire program?
Indicate any specific difficulties:

- _____ 5. How would you rate the introduction in specifying the requirements, procedures, and purpose of the program?
- _____ 6. How well do you think your counselor(s) did in sharing their faith with you (and your group)?
- _____ 7. Knowing that the Light is Life program is aimed at junior high-school-age youth, how well do you think it is designed for that age group?
- _____ 8. Evaluate the program on how much more clearly you understand God working through the holy mysteries in your daily life, now that you have completed the Light is Life program?
- _____ 9. How did you enjoy conducting the interviews in the program?

Home phone number: ()



