


Pre-K Summer Packet



Learning Activities for the Summer Months

For children transitioning to Kindergarten

Summer Packet

Dear Parents,

We have learned so much this year:

- Identifying some letters
- Identifying the sounds of letters
- Writing letters, names, and some words
- Nursery rhymes
- Rhyming words
- Identifying numerals
- Counting objects to 10
- Making patterns
- Identifying shapes

...and more

Enclosed in this packet are activities that you can do with your child this summer to help review things your child has learned in school this year. Continue to review letters, numbers, counting, name writing, etc. so that your child will retain it during the summer months.

Thanks for a great year and have a great summer!

Learning Activities for Summer

Literacy

Make a Writing Kit for your child to practice writing:

Pens	Colored Pencils	Thin Markers
Plain White Paper	Colored copy paper	Envelopes
Stapler (for making books)	Tape	Dry Erase Board
Magna Doodle	Notepads	Index Cards

Shaving Cream

Put a small amount of shaving cream on the table or on a tray. Spread it out and draw letters and numbers in the shaving cream with your finger. You may want to use a smock, but if it gets on clothes, it fades away after a few minutes. When it is time to clean up, rub the shaving cream until it disappears, then wash the table or tray.

Pipe Cleaner Letters

Use pipe cleaners (a.k.a. chenille stems) to form letters by bending them.

Letter Memory Game

Place 2-4 letter magnets (or cards with the letters written on them) on a tray. Cover them up with a cloth and take one away. Uncover the cloth, and ask your child which one is missing. You can also have your child write the letter on a piece of paper or dry erase board.

Name

Write your child's name on a piece of construction paper in large letters. Glue on yarn, beans or glitter. (ALWAYS, use an uppercase letter for the first letter of a name, but write the rest in lowercase letters.)

Letter Sound Basket

Give your child a basket and ask him or her to collect objects from around the house that begin with a particular letter.

Mystery Sound Bag

Place 3 or 4 objects that begin with a particular letter in a bag. For example, bowl, ball, block, book for the letter B. Have your child pull the items out one at the time and identify the beginning letter.

Erase-the-Rhyme

Draw a picture on a dry erase board and ask your child to erase things that rhyme. For example, draw a house, and ask your child to erase what rhymes with hoof (roof), floor (door), ball (wall), bindow (window). Or, draw a cat, and ask your child to erase what rhymes with pail (tail), tie (eye), dose (nose), south (mouth), lead (head), etc.

Math

Candy Math

Have your child use colored candy, such as Gummi candy, M & M's, Skittles, Runts, jelly beans, etc. Use them for sorting, counting, patterning activities.

Block Game

Use a numbered game die or spinner and some blocks. Take turns rolling the die, and taking the correct number of blocks from the pile. Build a tower with the blocks. After all the blocks are gone, compare the towers to see whose is the tallest.

Number Basketball

Write numbers on pieces of paper and place them on the floor. Place a trash can nearby. Call out a number for your child to find, crumble up and toss into the trash can.

Money Toss

Toss five pennies onto the table or floor. Count how many heads and tails.

Counting Books

Make counting books with stickers. Choose stickers that will appeal to your child (Barbie, Harry Potter, trains, horses, etc.) Staple pieces of paper together and label each page with a number. Have your child stick the correct amount of stickers on each page of the book. You could make the "Spiderman Counting Book" or "Dora the Explorer Counting Book".

Path Games

Path games are great for counting practice because a child rolls the dice or spins a spinner and counts how many spaces to move. You can buy them or make your own path games with stickers.

Card Games

You can use playing cards in several ways:

Have your child match two of the same numbers,

Have your child put the numbers in sequential order,

Play war (Two players take the top card from their own pile, compare them, and the player with the highest number wins that round and collects both cards.)

Parents Please Help Your Child Name Each Letter

Pronounce It's Sound, and Say the Word

A a	and	N n	Nan
B b	boy	O o	on
C c	can	P p	pony
D d	down	Q q	quiet
E e	echo	R r	ride
F f	fish	S s	see
G g	girl	T t	to
H h	has	U u	up
I i	it	V v	vet
J j	jump	W w	woman
K k	kitten	X x	ax
L l	like	Y y	you
M m	man	Z z	zoo

Please help your child count by 1's, 2's, 5's, and 10's

1	2	3	4	5	6	7	8	9	10
11	12	13	14	15	16	17	18	19	20
21	22	23	24	25	26	27	28	29	30
31	32	33	34	35	36	37	38	39	40
41	42	43	44	45	46	47	48	49	50
51	52	53	54	55	56	57	58	59	60
61	62	63	64	65	66	67	68	69	70
71	72	73	74	75	76	77	78	79	80
81	82	83	84	85	86	87	88	89	90
91	92	93	94	95	96	97	98	99	100

READING at Home with Your Child

HERE ARE A FEW TIPS AND IDEAS TO HELP CULTIVATE A LOVE OF READING AT HOME!

- Let them hold the book as you read
- Allow them to turn the pages
- Invite them to read with you
- Let them finish the sentences if reading with you
- Point to the words as you read so they associate words with reading
- Model reading in front of your child
- Go to the library
- Encourage them to read the pictures and talk about them
- Read the same 2-3 books every day for a week, then switch.
- Read to them daily
- Designate a "reading time" where the whole family sits down to read
- Allow them to choose books
- Talk about the books after reading them
- Be excited about reading with your child. It's contagious!

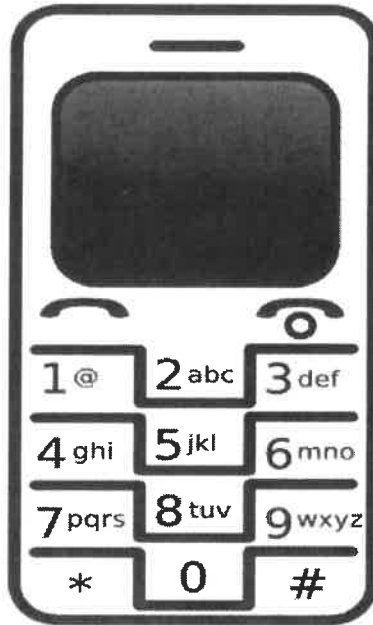
"CHILDREN ARE MADE READERS ON THE LAPS
OF THEIR PARENTS." — EMILIE BUCHWALD

I can write my name!
Practice



Handwriting practice lines consisting of solid top and bottom lines with a dashed middle line. There are ten sets of these lines for practice.

I know my phone number!



Practice
dialing your
phone
number

Practice writing
your phone number

____ _ - ____ _ - ____ _

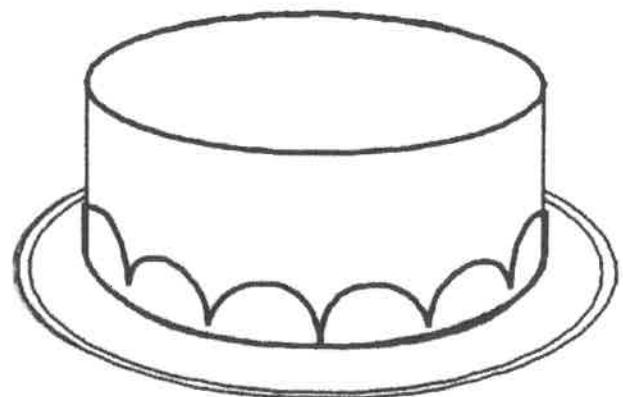
____ _ - ____ _ - ____ _

____ _ - ____ _ - ____ _

My Birthday is on:

I am ____ years old.

How old will you be on
your next birthday?
Draw the correct
number of candles on
the cake.





Matching Upper and Lower Case Letters

Kindergarten Alphabet Worksheet

Circle the matching lower case letter to the upper case letter in each row.

A	w	e	a
---	---	---	---

B	d	b	t
---	---	---	---

C	c	s	u
---	---	---	---

D	p	r	d
---	---	---	---



Matching Upper and Lower Case Letters

Kindergarten Alphabet Worksheet

Draw a line to match the upper case letter to its lower case letter.

h

g

l

F

J

f

H

j


G

i


Beginning Sounds

Kindergarten Phonics Worksheet


Circle the letter that each picture starts with.



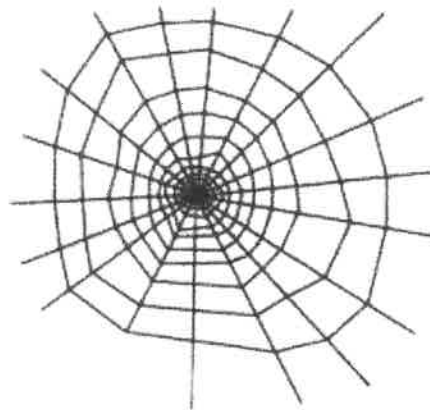
b f z



b s q



l y p

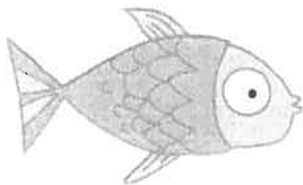

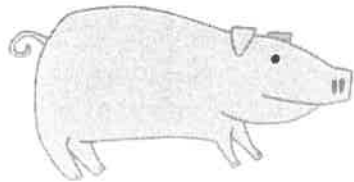


t w h

Beginning Sounds & Letters - Matching

Kindergarten Phonics Worksheet

Draw a line between each picture and the letter it starts with.



B

C

H

P



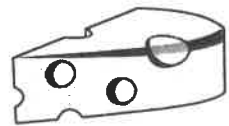

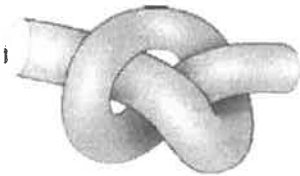
F

R

Finding words that rhyme

Kindergarten Rhyming Worksheet

Click the picture in each row that rhymes with the first picture.





Matching Upper and Lower Case Letters

Kindergarten Alphabet Worksheet

Circle the matching lower case letter to the upper case letter in each row.

E	g	e	c
---	---	---	---

F	t	k	f
---	---	---	---

G	q	g	s
---	---	---	---

H	h	m	n
---	---	---	---



Matching Upper and Lower Case Letters

Kindergarten Alphabet Worksheet

Draw a line to match the upper case letter to its lower case letter.

m

l

n

O

k

K

N

O

M

L

Beginning Sounds

Kindergarten Phonics Worksheet

Circle the letter that each picture starts with.



d g v



e i o



m u z








o x b

Beginning Sounds & Letters - Matching

Kindergarten Phonics Worksheet

Draw a line between each picture and the letter it starts with.



C

W

F

E


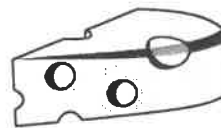
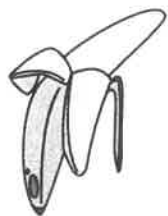



B

L

Finding words that rhyme

Kindergarten Rhyming Worksheet





Click the picture in each row that rhymes with the first picture.



Counting Numbers 1-5

Kindergarten Numbers & Counting Worksheet





Count the number of objects:

<p>How many _____?</p> 	<p>How many _____?</p> 
<p>How many _____?</p> 	<p>How many _____?</p> 

Counting Numbers 1-10

Kindergarten Numbers & Counting Worksheet

Count the number of objects:

<p>How many _____?</p> 	<p>How many _____?</p> 
<p>How many _____?</p> 	<p>How many _____?</p> 

Color by number

Kindergarten Numbers and Counting Worksheet

Colour the picture using the number key.

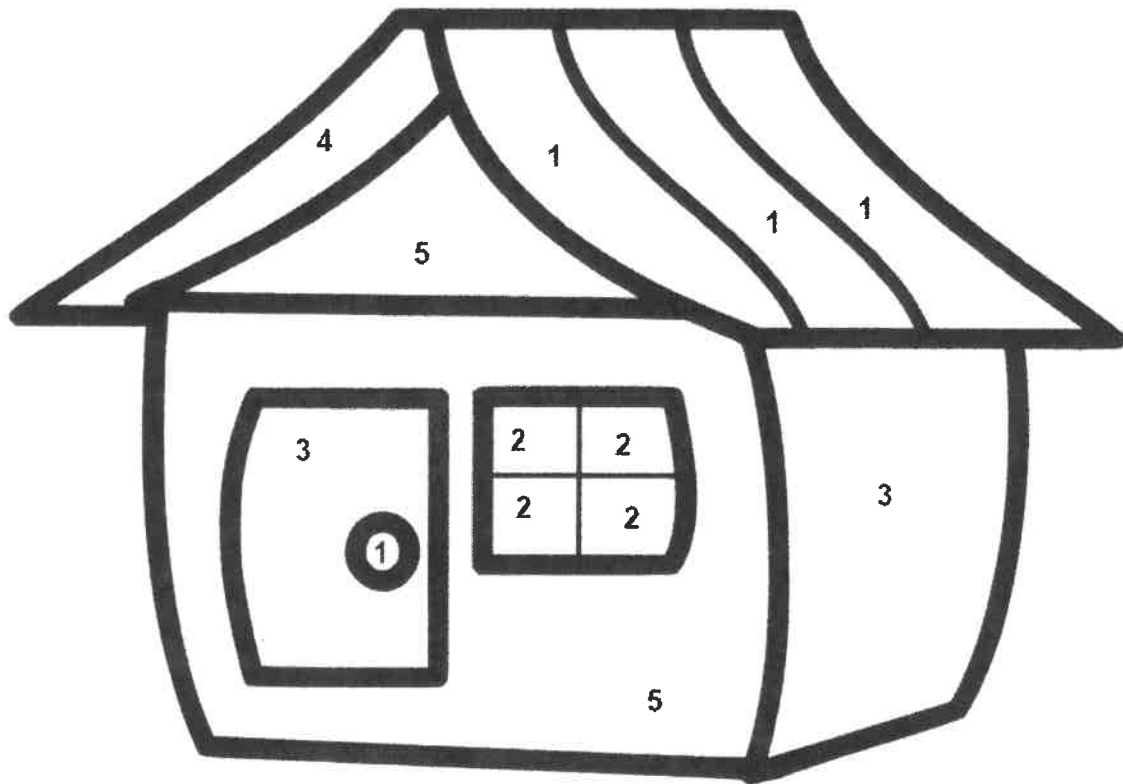
1 – Brown

2 – Blue

3 – Red

4 – Yellow




5 - Green



Counting Numbers up to 5

Kindergarten Numbers & Counting Worksheet





Count the number of objects:

<p>How many _____?</p> 	<p>How many _____?</p> 
<p>How many _____?</p> 	<p>How many _____?</p>

Counting Numbers 1-10

Kindergarten Numbers & Counting Worksheet





Count the number of objects:

<p>How many ____?</p> 	<p>How many ____?</p> 
<p>How many ____?</p> 	<p>How many ____?</p> 

Counting Numbers 1-10

Kindergarten Numbers & Counting Worksheet





Count the number of objects:

<p>How many _____?</p> 	<p>How many _____?</p> 
<p>How many _____?</p> 	<p>How many _____?</p> 

Counting Numbers 1-10

Kindergarten Numbers & Counting Worksheet

Count the number of objects:

<p>How many _____?</p> 	<p>How many _____?</p> 
<p>How many _____?</p> 	<p>How many _____?</p> 

Color by number

Kindergarten Numbers and Counting Worksheet

Colour the picture using the number key.


1 – Blue

2 – Grey

3 – Red

4 – Purple

5 - Orange



Websites for Fun & Learning!

Starfall.com



<http://www.starfall.com/>



<http://www.scholastic.com/clifford/>



<http://www.seussville.com/>



http://www.fisher-price.com/en_US/GamesAndActivities/onlinegames/index.html



<http://www.funbrain.com/>



<http://pbskids.org/games/index.html>



<http://pbskids.org/sesame/>



<http://www.meddybemps.com/>



<http://funschool.kaboose.com/preschool/games/index.html>

KinderSITE

<http://www.kindersite.org/Directory/DirectoryFrame.htm>