

Needs Assessment Summary of Analysis

Adults consider us above average. The only low items were technology and offering additional co-curricular and extra-curricular programs. However, co-curricular and extra-curricular programs were listed later as a low priority.

As a result, technology progress will continue. Adding co-curricular and extra-curricular programs will be tabled until other visions become realized first.

5/6th grade students consider us above average but rated the school much lower than parents. Biggest concern was the need for more academic rigor. There were a couple surprisingly low items: lack of Catholic symbols in school and failure to serve the poor. Also of concern was student's priority for academics is much lower than in other Archdiocese schools.





As a result:

- 1.) teachers will be informed about rigor and Dr. Herrick will utilize observations to push teachers to push students more.
- 2.) Careful consideration will go into inclusion of Catholic Symbols in the new school. (There are quite a few already. We half suspect because they never change, they go unnoticed.)
- 3.) We have a number of long standing service projects that help the poor. We believe the problem is that they are such long traditions, we've taken for granted that students know who we're serving. Therefore, we will take greater care in making sure students know who (poor) we are helping on our various service projects.

Catholic School Needs Assessment, Adults - Spring 2012/13



1. I am completing this survey as (check all that apply):

		Response Percent	Response Count
Parent or Guardian		58.1%	36
Teacher at this school		33.9%	21
Staff member at this school		9.7%	6
Board member for this school		3.2%	2
answered question			62
skipped question			0

2. Item 1

	Strongly Agree	Agree	Neutral	Disagree	Strongly Disagree	Not Sure	Rating Average	Rating Count
Students in our school are encouraged, through all aspects of their school experience, to develop a closer relationship with Jesus Christ.	73.2% (41)	26.8% (15)	0.0% (0)	0.0% (0)	0.0% (0)	0.0% (0)	4.73	56
answered question								56
skipped question								6

3. Item 2

	Strongly Agree	Agree	Neutral	Disagree	Strongly Disagree	Not Sure	Rating Average	Rating Count
Our school is a community that prays together.	76.8% (43)	21.4% (12)	1.8% (1)	0.0% (0)	0.0% (0)	0.0% (0)	4.75	56
answered question								56
skipped question								6

4. Item 3

	Strongly Agree	Agree	Neutral	Disagree	Strongly Disagree	Not Sure	Rating Average	Rating Count
Symbols of the Catholic faith are displayed throughout our school.	75.0% (42)	19.6% (11)	1.8% (1)	1.8% (1)	0.0% (0)	1.8% (1)	4.71	56
answered question								56
skipped question								6

5. Item 4

	Strongly Agree	Agree	Neutral	Disagree	Strongly Disagree	Not Sure	Rating Average	Rating Count
Our school is a community that lives the Gospel message through service to the poor and those in need.	58.9% (33)	37.5% (21)	1.8% (1)	1.8% (1)	0.0% (0)	0.0% (0)	4.54	56
answered question								56
skipped question								6

6. Item 5

	Strongly Agree	Agree	Neutral	Disagree	Strongly Disagree	Not Sure	Rating Average	Rating Count
Our school's mission clearly expresses a commitment to Catholic identity.	55.4% (31)	41.1% (23)	0.0% (0)	0.0% (0)	0.0% (0)	3.6% (2)	4.57	56
answered question								56
skipped question								6

7. Item 6

	Strongly Agree	Agree	Neutral	Disagree	Strongly Disagree	Not Sure	Rating Average	Rating Count
Everything done in our school is guided and directed by our mission.	39.3% (22)	42.9% (24)	12.5% (7)	0.0% (0)	0.0% (0)	5.4% (3)	4.28	56
answered question								56
skipped question								6

8. Item 7

	Strongly Agree	Agree	Neutral	Disagree	Strongly Disagree	Not Sure	Rating Average	Rating Count
Our school upholds high standards of excellence in all it offers.	65.5% (36)	27.3% (15)	7.3% (4)	0.0% (0)	0.0% (0)	0.0% (0)	4.58	55
answered question								55
skipped question								7

9. Item 8

	Strongly Agree	Agree	Neutral	Disagree	Strongly Disagree	Not Sure	Rating Average	Rating Count
In addition to academics and faith formation, our school offers experiences in the arts, athletics, and other extra-curricular and service opportunities that contribute to the education of the whole child.	25.0% (14)	46.4% (26)	16.1% (9)	8.9% (5)	3.6% (2)	0.0% (0)	3.80	56
answered question								56
skipped question								6

10. Item 9

	Strongly Agree	Agree	Neutral	Disagree	Strongly Disagree	Not Sure	Rating Average	Rating Count
Our school supports the social, emotional, and spiritual growth of every student.	48.2% (27)	46.4% (26)	5.4% (3)	0.0% (0)	0.0% (0)	0.0% (0)	4.43	56
answered question								56
skipped question								6

11. Item 10

	Strongly Agree	Agree	Neutral	Disagree	Strongly Disagree	Not Sure	Rating Average	Rating Count
The learning environment in our school fosters self-discipline so that students become more independent learners.	55.4% (31)	42.9% (24)	1.8% (1)	0.0% (0)	0.0% (0)	0.0% (0)	4.54	56
answered question								56
skipped question								6

12. Item 11

	Strongly Agree	Agree	Neutral	Disagree	Strongly Disagree	Not Sure	Rating Average	Rating Count
The teachers in our school understand, promote, demonstrate and teach Catholic values and beliefs.	67.9% (38)	30.4% (17)	1.8% (1)	0.0% (0)	0.0% (0)	0.0% (0)	4.66	56
answered question								56
skipped question								6

13. Item 12

	Strongly Agree	Agree	Neutral	Disagree	Strongly Disagree	Not Sure	Rating Average	Rating Count
Our school helps parents/guardians fulfill their roles as the primary teachers of the faith to their children.	30.4% (17)	53.6% (30)	14.3% (8)	0.0% (0)	0.0% (0)	1.8% (1)	4.16	56
answered question								56
skipped question								6

14. Item 13

	Strongly Agree	Agree	Neutral	Disagree	Strongly Disagree	Not Sure	Rating Average	Rating Count
Those associated with our school work together and respect each other's gifts for the sake of building a strong, faith-filled learning community.	39.3% (22)	58.9% (33)	1.8% (1)	0.0% (0)	0.0% (0)	0.0% (0)	4.38	56
answered question								56
skipped question								6

15. Item 14

	Strongly Agree	Agree	Neutral	Disagree	Strongly Disagree	Not Sure	Rating Average	Rating Count
Our school does everything it can to eliminate obstacles that hinder or exclude students from receiving a Catholic education.	50.9% (28)	41.8% (23)	3.6% (2)	1.8% (1)	0.0% (0)	1.8% (1)	4.44	55
answered question								55
skipped question								7

16. Item 15

	Strongly Agree	Agree	Neutral	Disagree	Strongly Disagree	Not Sure	Rating Average	Rating Count
In all subjects, teachers help students think critically and ethically about the world around them, using the lens of Gospel values and Catholic doctrine and beliefs.	48.2% (27)	39.3% (22)	10.7% (6)	0.0% (0)	0.0% (0)	1.8% (1)	4.38	56
answered question								56
skipped question								6

17. Item 16

	Strongly Agree	Agree	Neutral	Disagree	Strongly Disagree	Not Sure	Rating Average	Rating Count
Administrators, faculty, and staff serve as role models of faith and service to students.	65.5% (36)	34.5% (19)	0.0% (0)	0.0% (0)	0.0% (0)	0.0% (0)	4.65	55
answered question								55
skipped question								7

18. Item 17

	Strongly Agree	Agree	Neutral	Disagree	Strongly Disagree	Not Sure	Rating Average	Rating Count
The adults in our school support the faith life of the school community.	66.1% (37)	32.1% (18)	1.8% (1)	0.0% (0)	0.0% (0)	0.0% (0)	4.64	56
answered question								56
skipped question								6

19. Item 18

	Strongly Agree	Agree	Neutral	Disagree	Strongly Disagree	Not Sure	Rating Average	Rating Count
Our school has a strong culture of collaboration on all levels within the school to advance excellence.	33.9% (19)	53.6% (30)	10.7% (6)	1.8% (1)	0.0% (0)	0.0% (0)	4.20	56
answered question								56
skipped question								6

20. Item 19

	Strongly Agree	Agree	Neutral	Disagree	Strongly Disagree	Not Sure	Rating Average	Rating Count
Our school has a clearly articulated rigorous curriculum, infused with Gospel values, that prepares students for life and work.	41.1% (23)	51.8% (29)	7.1% (4)	0.0% (0)	0.0% (0)	0.0% (0)	4.34	56
answered question								56
skipped question								6

21. Item 20

	Strongly Agree	Agree	Neutral	Disagree	Strongly Disagree	Not Sure	Rating Average	Rating Count
In classes in our school, students spend most of the time solving problems, discussing ideas, creating their own work, reading, writing, speaking and researching.	50.0% (28)	42.9% (24)	7.1% (4)	0.0% (0)	0.0% (0)	0.0% (0)	4.43	56
answered question								56
skipped question								6

22. Item 21

	Strongly Agree	Agree	Neutral	Disagree	Strongly Disagree	Not Sure	Rating Average	Rating Count
Curriculum and instruction in our school prepares students to be capable and critical users of media and technology.	26.8% (15)	58.9% (33)	8.9% (5)	5.4% (3)	0.0% (0)	0.0% (0)	4.07	56
answered question								56
skipped question								6

23. Item 22

	Strongly Agree	Agree	Neutral	Disagree	Strongly Disagree	Not Sure	Rating Average	Rating Count
At our school, teachers use effective instruction to deliver the curriculum.	39.3% (22)	53.6% (30)	7.1% (4)	0.0% (0)	0.0% (0)	0.0% (0)	4.32	56
answered question								56
skipped question								6

24. Item 23

	Strongly Agree	Agree	Neutral	Disagree	Strongly Disagree	Not Sure	Rating Average	Rating Count
At our school, teachers use different teaching approaches to meet the diverse needs of all students.	34.5% (19)	54.5% (30)	1.8% (1)	3.6% (2)	0.0% (0)	5.5% (3)	4.27	55
answered question								55
skipped question								7

25. Item 24

	Strongly Agree	Agree	Neutral	Disagree	Strongly Disagree	Not Sure	Rating Average	Rating Count
Our school provides programs and services that help students successfully complete the school program (for example: guidance and resource programs).	26.8% (15)	50.0% (28)	10.7% (6)	8.9% (5)	0.0% (0)	3.6% (2)	3.98	56
answered question								56
skipped question								6

26. Item 25

	Strongly Agree	Agree	Neutral	Disagree	Strongly Disagree	Not Sure	Rating Average	Rating Count
Our school provides enriching programs for students to develop their gifts and talents and enhance their creative, artistic, social/emotional, physical, and spiritual potential.	42.9% (24)	51.8% (29)	1.8% (1)	3.6% (2)	0.0% (0)	0.0% (0)	4.34	56
answered question								56
skipped question								6

27. Item 26

	Strongly Agree	Agree	Neutral	Disagree	Strongly Disagree	Not Sure	Rating Average	Rating Count
Our school provides opportunities for parents/guardians to be involved in the education of their children.	58.9% (33)	35.7% (20)	5.4% (3)	0.0% (0)	0.0% (0)	0.0% (0)	4.54	56
answered question								56
skipped question								6



28. Simply mark the importance the item should be given at your school according to your view.

	A = item of greatest importance	B = item of great importance	C = item of importance	D = item of least importance	E = only if you don't know	Rating Average	Rating Count
Academic program	89.3% (50)	8.9% (5)	0.0% (0)	0.0% (0)	1.8% (1)	1.09	5
Appearance and upkeep of the physical plant	10.7% (6)	48.2% (27)	37.5% (21)	3.6% (2)	0.0% (0)	2.34	5
Appropriate homework	28.6% (16)	53.6% (30)	17.9% (10)	0.0% (0)	0.0% (0)	1.89	5
Catholic dimension	55.4% (31)	39.3% (22)	5.4% (3)	0.0% (0)	0.0% (0)	1.50	5
Extra-curricular activities	10.7% (6)	39.3% (22)	39.3% (22)	10.7% (6)	0.0% (0)	2.50	5
Parental input	30.4% (17)	44.6% (25)	25.0% (14)	0.0% (0)	0.0% (0)	1.95	5
Parental support	60.7% (34)	35.7% (20)	1.8% (1)	1.8% (1)	0.0% (0)	1.45	5
Positive learning environment	87.5% (49)	12.5% (7)	0.0% (0)	0.0% (0)	0.0% (0)	1.13	5
Qualified faculty	82.1% (46)	10.7% (6)	5.4% (3)	0.0% (0)	1.8% (1)	1.22	5
Responsible student behavior/discipline	64.3% (36)	32.1% (18)	3.6% (2)	0.0% (0)	0.0% (0)	1.39	5
answered question							5
skipped question							

Catholic School Needs Assessment, Students 5-8 - SurveyMonkey

Spring 2012/13

1. I'm currently in this grade:

		Response Percent	Response Count
5th grade		52.4%	22
6th grade		47.6%	20
7th grade		0.0%	0
8th grade		0.0%	0
answered question			42
skipped question			0

2. Item 1

	Strongly Agree	Agree	Neutral	Disagree	Strongly Disagree	Not Sure	Rating Average	Rating Count
My school teaches me to love Jesus.	65.9% (27)	26.8% (11)	7.3% (3)	0.0% (0)	0.0% (0)	0.0% (0)	4.59	41
answered question								41
skipped question								1

3. Item 2

	Strongly Agree	Agree	Neutral	Disagree	Strongly Disagree	Not Sure	Rating Average	Rating Count
In my school we pray throughout the day.	63.4% (26)	34.1% (14)	2.4% (1)	0.0% (0)	0.0% (0)	0.0% (0)	4.61	41
answered question								41
skipped question								1

4. Item 3

	Strongly Agree	Agree	Neutral	Disagree	Strongly Disagree	Not Sure	Rating Average	Rating Count
We do things at my school to serve the poor and those in need.	22.0% (9)	41.5% (17)	31.7% (13)	2.4% (1)	0.0% (0)	2.4% (1)	3.85	41
answered question								41
skipped question								1

5. Item 4

	Strongly Agree	Agree	Neutral	Disagree	Strongly Disagree	Not Sure	Rating Average	Rating Count
All students in my school learn about Jesus and what Catholics believe.	58.5% (24)	39.0% (16)	0.0% (0)	0.0% (0)	0.0% (0)	2.4% (1)	4.60	41
answered question								41
skipped question								1

6. Item 5

	Strongly Agree	Agree	Neutral	Disagree	Strongly Disagree	Not Sure	Rating Average	Rating Count
There are crucifixes and other Catholic symbols throughout my school.	58.5% (24)	31.7% (13)	2.4% (1)	2.4% (1)	0.0% (0)	4.9% (2)	4.54	41
answered question								41
skipped question								1

7. Item 6

	Strongly Agree	Agree	Neutral	Disagree	Strongly Disagree	Not Sure	Rating Average	Rating Count
My school strives to be excellent in all areas.	42.5% (17)	55.0% (22)	0.0% (0)	0.0% (0)	0.0% (0)	2.5% (1)	4.44	40
answered question								40
skipped question								2

8. Item 7

	Strongly Agree	Agree	Neutral	Disagree	Strongly Disagree	Not Sure	Rating Average	Rating Count
My school offers extra-curricular activities and service projects.	46.3% (19)	29.3% (12)	14.6% (6)	9.8% (4)	0.0% (0)	0.0% (0)	4.12	41
answered question								41
skipped question								1

9. Item 8

	Strongly Agree	Agree	Neutral	Disagree	Strongly Disagree	Not Sure	Rating Average	Rating Count
Adults in my school show that they care about how students are doing.	50.0% (20)	40.0% (16)	2.5% (1)	2.5% (1)	2.5% (1)	2.5% (1)	4.36	40
answered question								40
skipped question								2

10. Item 9

	Strongly Agree	Agree	Neutral	Disagree	Strongly Disagree	Not Sure	Rating Average	Rating Count
It is important at my school to learn what is right and what is wrong and act accordingly.	65.0% (26)	32.5% (13)	0.0% (0)	0.0% (0)	0.0% (0)	2.5% (1)	4.67	40
answered question								40
skipped question								2

11. Item 10

	Strongly Agree	Agree	Neutral	Disagree	Strongly Disagree	Not Sure	Rating Average	Rating Count
Even during subjects other than religion, we learn to act according to what Jesus has taught us and to help make the world a better place for everyone.	36.6% (15)	43.9% (18)	17.1% (7)	0.0% (0)	2.4% (1)	0.0% (0)	4.12	41
answered question								41
skipped question								1

12. Item 11

	Strongly Agree	Agree	Neutral	Disagree	Strongly Disagree	Not Sure	Rating Average	Rating Count
The teachers in my school teach and act in a way that shows they understand Catholic values and beliefs.	48.8% (20)	51.2% (21)	0.0% (0)	0.0% (0)	0.0% (0)	0.0% (0)	4.49	41
answered question								41
skipped question								1

13. Item 12

	Strongly Agree	Agree	Neutral	Disagree	Strongly Disagree	Not Sure	Rating Average	Rating Count
Everyone in the school community - the parents, teachers and staff, students and parents/guardians - knows and understands the school's mission.	29.3% (12)	53.7% (22)	9.8% (4)	2.4% (1)	0.0% (0)	4.9% (2)	4.15	41
answered question								41
skipped question								1

14. Item 13

	Strongly Agree	Agree	Neutral	Disagree	Strongly Disagree	Not Sure	Rating Average	Rating Count
My school's mission affects everything we do.	14.6% (6)	56.1% (23)	14.6% (6)	4.9% (2)	2.4% (1)	7.3% (3)	3.82	41
answered question								41
skipped question								1

15. Item 14

	Strongly Agree	Agree	Neutral	Disagree	Strongly Disagree	Not Sure	Rating Average	Rating Count
My school's mission statement clearly says that we are a Catholic school.	78.0% (32)	19.5% (8)	2.4% (1)	0.0% (0)	0.0% (0)	0.0% (0)	4.76	41
answered question								41
skipped question								1

16. Item 15

	Strongly Agree	Agree	Neutral	Disagree	Strongly Disagree	Not Sure	Rating Average	Rating Count
Religion class in my school is very important and is taught by knowledgeable teachers.	50.0% (20)	42.5% (17)	5.0% (2)	0.0% (0)	0.0% (0)	2.5% (1)	4.46	40
answered question								40
skipped question								2

17. Item 16

	Strongly Agree	Agree	Neutral	Disagree	Strongly Disagree	Not Sure	Rating Average	Rating Count
In all subjects, teachers help students think about how Gospel values and Catholic beliefs can make the world a better place.	34.1% (14)	41.5% (17)	22.0% (9)	2.4% (1)	0.0% (0)	0.0% (0)	4.07	41
answered question								41
skipped question								1

18. Item 17

	Strongly Agree	Agree	Neutral	Disagree	Strongly Disagree	Not Sure	Rating Average	Rating Count
My school provides opportunities outside the classroom for students to develop their faith and participate in Mass, sacraments and prayer.	48.8% (20)	39.0% (16)	9.8% (4)	0.0% (0)	0.0% (0)	2.4% (1)	4.40	41
answered question								41
skipped question								1

19. Item 18

	Strongly Agree	Agree	Neutral	Disagree	Strongly Disagree	Not Sure	Rating Average	Rating Count
My school provides opportunities outside the classroom for students to do service on behalf of the poor and those in need.	35.0% (14)	32.5% (13)	20.0% (8)	5.0% (2)	0.0% (0)	7.5% (3)	4.05	40
answered question								40
skipped question								2

20. Item 19

	Strongly Agree	Agree	Neutral	Disagree	Strongly Disagree	Not Sure	Rating Average	Rating Count
The principal, teachers, and staff serve as role models of the faith and service to students.	37.5% (15)	57.5% (23)	2.5% (1)	0.0% (0)	0.0% (0)	2.5% (1)	4.36	40
answered question								40
skipped question								2

21. Item 20

	Strongly Agree	Agree	Neutral	Disagree	Strongly Disagree	Not Sure	Rating Average	Rating Count
My school has a challenging curriculum.	12.2% (5)	46.3% (19)	31.7% (13)	4.9% (2)	0.0% (0)	4.9% (2)	3.69	41
answered question								41
skipped question								1

22. Item 21

	Strongly Agree	Agree	Neutral	Disagree	Strongly Disagree	Not Sure	Rating Average	Rating Count
In my classes, students spend most of their time solving problems, discussing ideas, creating their own work, reading, writing, speaking, and researching.	36.6% (15)	39.0% (16)	17.1% (7)	7.3% (3)	0.0% (0)	0.0% (0)	4.05	41
answered question								41
skipped question								1

23. Item 22

	Strongly Agree	Agree	Neutral	Disagree	Strongly Disagree	Not Sure	Rating Average	Rating Count
Teachers use effective instruction to deliver the curriculum.	32.5% (13)	42.5% (17)	17.5% (7)	2.5% (1)	0.0% (0)	5.0% (2)	4.11	40
answered question								40
skipped question								2

24. Item 23

	Strongly Agree	Agree	Neutral	Disagree	Strongly Disagree	Not Sure	Rating Average	Rating Count
My school provides programs for students to develop gifts and talents.	34.1% (14)	36.6% (15)	17.1% (7)	7.3% (3)	2.4% (1)	2.4% (1)	3.95	41
answered question								41
skipped question								1

25. Item 24

	Strongly Agree	Agree	Neutral	Disagree	Strongly Disagree	Not Sure	Rating Average	Rating Count
My school uses different ways to communicate all that is happening to parents/guardians, the school community and beyond.	19.5% (8)	43.9% (18)	29.3% (12)	2.4% (1)	2.4% (1)	2.4% (1)	3.78	41
answered question								41
skipped question								1

26. Item 25

	Strongly Agree	Agree	Neutral	Disagree	Strongly Disagree	Not Sure	Rating Average	Rating Count
Students at my school know how to behave and respect others so that everyone can learn.	24.4% (10)	53.7% (22)	14.6% (6)	2.4% (1)	4.9% (2)	0.0% (0)	3.90	41
answered question								41
skipped question								1

27. Item 26

	Strongly Agree	Agree	Neutral	Disagree	Strongly Disagree	Not Sure	Rating Average	Rating Count
In my school, adults take time to pray together.	22.5% (9)	45.0% (18)	25.0% (10)	0.0% (0)	2.5% (1)	5.0% (2)	3.89	40
answered question								40
skipped question								2

28. Item 27

	Strongly Agree	Agree	Neutral	Disagree	Strongly Disagree	Not Sure	Rating Average	Rating Count
At my school, teachers use different teaching approaches to meet the needs of all students.	53.7% (22)	31.7% (13)	7.3% (3)	0.0% (0)	2.4% (1)	4.9% (2)	4.41	41
answered question								41
skipped question								1

29. Item 28

	Strongly Agree	Agree	Neutral	Disagree	Strongly Disagree	Not Sure	Rating Average	Rating Count
My school provides programs and services that help students successfully complete the school program (for example: guidance and resource programs).	43.9% (18)	36.6% (15)	9.8% (4)	0.0% (0)	2.4% (1)	7.3% (3)	4.29	41
answered question								41
skipped question								1

30. Item 29

	Strongly Agree	Agree	Neutral	Disagree	Strongly Disagree	Not Sure	Rating Average	Rating Count
Instruction in my school prepares students to use technology.	24.4% (10)	56.1% (23)	14.6% (6)	0.0% (0)	2.4% (1)	2.4% (1)	4.03	41
answered question								41
skipped question								1

31. Item 30

	Strongly Agree	Agree	Neutral	Disagree	Strongly Disagree	Not Sure	Rating Average	Rating Count
My school prepares students for high school.	31.7% (13)	29.3% (12)	19.5% (8)	12.2% (5)	2.4% (1)	4.9% (2)	3.79	41
answered question								41
skipped question								1

32. Simply mark the importance the item should be given at your school according to your view.

	A = item of greatest importance	B = item of great importance	C = item of importance	D = item of least importance	E = only if you don't know	Rating Average	Rating Count
Academic program	39.0% (16)	51.2% (21)	2.4% (1)	4.9% (2)	2.4% (1)	1.73	
Appearance and upkeep of the physical plant	30.0% (12)	42.5% (17)	7.5% (3)	5.0% (2)	15.0% (6)	1.85	
Appropriate homework	48.8% (20)	39.0% (16)	7.3% (3)	4.9% (2)	0.0% (0)	1.68	
Catholic dimension	65.0% (26)	25.0% (10)	0.0% (0)	2.5% (1)	7.5% (3)	1.35	
Extra-curricular activities	48.8% (20)	24.4% (10)	14.6% (6)	7.3% (3)	4.9% (2)	1.79	
Parental input	32.5% (13)	32.5% (13)	22.5% (9)	2.5% (1)	10.0% (4)	1.94	
Parental support	47.5% (19)	30.0% (12)	10.0% (4)	2.5% (1)	10.0% (4)	1.64	
Positive learning environment	62.5% (25)	32.5% (13)	2.5% (1)	2.5% (1)	0.0% (0)	1.45	
Qualified faculty	43.9% (18)	31.7% (13)	4.9% (2)	7.3% (3)	12.2% (5)	1.72	
Responsible student behavior/discipline	66.7% (26)	17.9% (7)	10.3% (4)	2.6% (1)	2.6% (1)	1.47	
answered question							
skipped question							