

AGENDA

TO: THE BOARD OF DIRECTORS OF HEADWATERS MUNICIPAL UTILITY DISTRICT OF HAYS COUNTY, HAYS COUNTY, TEXAS, AND TO ALL OTHER INTERESTED PERSONS:

Notice is hereby given that the Board of Directors of Headwaters Municipal Utility District of Hays County will hold a regular meeting on Thursday, May 20, 2021 at 12:00 p.m.

In accordance with the Governor's emergency proclamation suspending certain provisions of the Texas Open Meetings Act effective March 16, 2020 in response to the COVID-19 virus, the meeting will be conducted remotely. All persons, including members of the public, may participate in the meeting by using the instructions below.

Weblink Instructions:

Members of the public may join the meeting through the following weblink:

<https://global.gotomeeting.com/join/787588133>

Telephonic Instructions:

Members of the public may join the meeting telephonically by dialing the following telephone number: +1 (786) 535-3211

When your call is answered and when prompted, enter in the following Meeting ID below followed by the pound sign (#): 787-588-133

Meeting Packet:

A copy of the meeting packet is available at the following website: <https://txdistrictinfo.org>

Public Comment:

Public comment will be allowed during the Public Comment agenda item. Members of the public that desire to provide public comment may do so.

Meeting Topics:

The meeting will be held for the following purposes:

1. Public Comments.
2. Discuss, consider and take action regarding approval of minutes of the Board of Director's April 15, 2021 meeting.
3. Consider and take action regarding Monthly Operations:

- A. Retail Water and Wastewater Operations Report; and
 - B. Wastewater Treatment Plant and Disposal Facilities Operations Report.
4. Discuss, consider and take action on pending engineering and construction projects relating to construction of public infrastructure improvements:
- A. Receive Report from District Engineer;
 - B. Approvals of Plans and Specifications;
 - C. Authorizations to Bid;
 - D. Award of Construction Contracts;
 - E. Approval of Construction Pay Estimates;
 - F. Approval of Construction Change Orders; and
 - G. Acceptance of Facilities.
5. Consider and take action regarding approval of purchase of replacement pump from Pump Solutions, Inc. for wastewater operations.
6. Consider and take action regarding proposed issuance of Headwaters Municipal Utility District of Hays County Unlimited Tax Road Bonds, Series 2021 to finance roads and improvements in aid thereof (the “Road Bonds”):
- A. Status Report from Financial Advisor;
 - B. Approve Engagement of West Davis & Company for preparation of Agreed Upon Procedures Report relating to disbursement of Bond proceeds and calculation of Developer Interest; and
 - C. Authorize such other action as may be necessary to proceed with the sale and issuance of the Road Bonds.
7. Consider and take action regarding proposed issuance of Headwaters Municipal Utility District of Hays County Unlimited Tax Bonds, Series 2021 to finance improvements to the District’s Wastewater Treatment and Disposal Facilities (the “Utility Bonds”):
- A. Status Report from Financial Advisor;
 - B. Consider and take action regarding adoption of Resolution Authorizing Application to the Texas Commission on Environmental Quality for Approval of Project and Issuance of Bonds; and
 - C. Approve Engagement of West Davis & Company for preparation of Agreed Upon Procedures Report relating to disbursement of Bond proceeds and calculation of Developer Interest; and
 - D. Authorize such other action as may be necessary to proceed with the sale and issuance of the Utility Bonds.

8. Consider and take action development matters pertaining to the Headwaters Residential Tract:
 - A. Receive Residential Developer Report Relating to Status of Development, Construction and Sales Activities within the Headwaters Residential Tract.
9. Consider and take action regarding development matters pertaining to the Headwaters Commercial Tract:
 - A. Receive Commercial Developer Report Relating to Status of Development, Construction and Sales Activities within the Headwaters Commercial Tract; and
 - B. Discussion and possible action regarding assignment of water and sewer system capacity for the irrigation meter(s) that will serve the Ridge Apartment Project.
10. Consider and take action regarding Bookkeepers Report and Payment of Bills and Invoices.

Anthony S. Corbett

Anthony S. Corbett,
Attorney for the District

The Board of Directors may go into Executive Session if necessary, pursuant to the applicable section of Subchapter D, Chapter 551, Texas Government Code, of the Texas Open Meetings Act, on any of the above matters. No final action, decision or vote will be taken on any subject or matter in Executive Session.

The District is committed to compliance with the Americans with Disabilities Act. Reasonable modifications and equal access to communications will be provided upon request. Please call Anthony Corbett at (512) 328-2008 for further information.

MINUTES OF REGULAR MEETING OF
THE BOARD OF DIRECTORS OF
HEADWATERS MUNICIPAL UTILITY DISTRICT OF HAYS COUNTY
Thursday, April 15, 2021

STATE OF TEXAS §
 §
COUNTY OF HAYS §

The Board of Directors of Headwaters Municipal Utility District of Hays County (the “District”) held a regular meeting, open to the public, commencing at 12:00 p.m. on Thursday, April 15, 2021. In accordance with the Governor's emergency proclamation suspending certain provisions of the Texas Open Meetings Act effective March 16, 2020 in response to COVID-19 pandemic, notice of the meeting provided information for all persons, including members of the public, to join and participate in the meeting by telephone or by weblink.

The roll was called of the directors of the Board, to-wit:

Harvey Zinn, Jr.	President
Lisa Stephens	Vice President
Drax Marlow	Secretary
Brian Jacks	Assistant Secretary
William Farrell	Treasurer

and all directors were present except Director Marlow, thus constituting a quorum.

Also present were Miki Martin from Malone Wheeler, Inc.; Mike Morin from Crossroads Utility Services; Matt Matthews from Freehold Capital Management; Taylor Kolmodin from Municipal Accounts & Consulting, Inc.; David Allen from Allen Engineering Group; Blake Rue of Oryx Land Holdings, LLC; Garry Kimball of Specialized Public Finance, Inc; and Anthony S. Corbett and Lauren Hughes of McLean & Howard, L.L.P.

1. The Board first considered public comment. No public comment was received.
2. The next item to come before the Board was approval of the minutes of the Board’s March 18, 2021 meeting. Upon a motion made by Director Zinn, Jr., that was seconded by Director Jacks, the Board unanimously approved the meeting minutes as presented (4-0).
3. The Board then received the monthly operations report. Mr. Morin summarized monthly utility operations and services. A copy of the written Operations Report prepared by Crossroads Utility Services, L.L.C., is attached as an exhibit to these meeting minutes. David Allen presented his monthly report regarding wastewater treatment plant and effluent disposal operations.

4. The Board then considered the Engineer's Report. Ms. Martin presented a report to the Board and summarized the status of engineering and construction activities within the District. She stated that the developer of the Headwaters Office West Project requested authorization to proceed with bidding for the public infrastructure improvements related to the project. Director Jacks made a motion to authorize bidding to proceed for the Headwaters Office West Project. Director Farrell seconded the motion, which the Board passed unanimously (4-0). A copy of the written Engineer's Report is attached as an exhibit to these minutes.

5. Next, the Board considered the Consent to Partial Assignment of Bond Proceeds by WFC Headwaters Owner VII, L.P. to Oryx Land Holdings, L.L.C. for Wastewater Phase 2 Expansion Costs previously funded by Oryx Land Holdings, L.L.C. Mr. Corbett explained the purposes of the assignment and reimbursement rights to be assigned thereunder. After discussion, Director Jacks made a motion to approve the Consent to Partial Assignment of Bond Proceeds as presented. Director Farrell seconded the motion, which the Board passed unanimously (4-0). A copy of the Consent is attached as an exhibit to these minutes.

6. The Board considered matters relating to the proposed issuance of Headwaters Municipal Utility District of Hays County Unlimited Tax Bonds, Series 2021. Mr. Kimball presented a report to the Board regarding the proposed issuance of the next series of road bonds, and regarding the issuance of the first series of utility bonds to fund an expansion to the District's wastewater treatment and disposal facilities. After discussion, Director Farrell made a motion to authorize an application to City of Dripping Springs to secure its consent to the issuance of both series of bonds. Director Jacks seconded the motion, which the Board passed unanimously (4-0).

7. Director Zinn, Jr., made a motion to authorize Jones-Heroy & Associates, Inc., to prepare the Bond Application to Texas Commission on Environmental Quality for authorization to issue the utility bonds. Director Jacks seconded the motion, which the Board passed unanimously (4-0).

8. Director Stephens made a motion to approve the engagement of West Davis & Company for preparation of Agreed Upon Procedures Report relating to disbursement of bond proceeds and calculation of developer interest with respect to the proposed issuance of utility bonds. Director Jacks seconded the motion, which the Board passed unanimously (4-0). A copy of the engagement letter is attached as an exhibit to these minutes.

9. Director Zinn, Jr., then moved that the Board authorize such other action as may be necessary to proceed with the sale and issuance of the road bonds and utility bonds. Director Stephens seconded the motion, which the Board passed unanimously (4-0).

10. Matt D. Matthews provided a report to the Board regarding the status of construction, development and home sale activities within the single-family residential development lands of the District. The Board took no action regarding the report.

11. Mr. Rue provided a brief report regarding the status of development activities within the commercial lands. The Board took no action in response to the report.

12. Ms. Taylor then presented the Bookkeeper's Report. Director Jacks moved that the Board approve the payment of bills and invoices as presented in the Bookkeepers Report and two additional checks (Check Nos. 10532 and 10533). The motion was seconded by Director Farrell and passed unanimously (4-0). Copies of the bookkeepers' report and the approved bills and invoices are attached as exhibits to these minutes.

There being no further business to come before the Board, by unanimous acclamation, the meeting adjourned at approximately 12:25 p.m.

Secretary, Board of Directors

(SEAL)



OPERATIONS REPORT

Headwaters Municipal Utility District
Board of Directors Meeting



May 20, 2021

**Headwaters Municipal Utility District
Operations Report
For the Month of Apr 2021**

GENERAL INFORMATION

Occupied Single Family Connections	294	x 3 =	<u>882</u>	
Vacant Single Family Connections	<u>0</u>			
Commercial	<u>4</u>			
Vacant Commercial	<u>1</u>			
Multi-Family	<u>1</u>		<u>229.5</u>	
Builder	<u>93</u>			
New Tap	<u>32</u>			
Fire Hydrant	<u>5</u>			
Vacant Fire Hydrant	<u>1</u>			
No Bill	<u>8</u>			
District Connections	<u>5</u>			
WITH USAGE	<u>402</u>			
WITHOUT USAGE	<u>42</u>			
TOTAL CONNECTIONS	<u>444</u>		<u>1111.5</u>	Estimated Population

BACTERIOLOGICAL ANALYSIS

2 Water sample(s) taken on 04/20/21 All bacterial samples were satisfactory.

WATER ACCOUNTING

Total Gallons Received/Billing Period				
from	<u>03/16/21</u>	to	<u>04/15/21</u>	
			<u>5,171,000</u>	Gallons
Total Gallons Billed				
from	<u>03/16/21</u>	to	<u>04/15/21</u>	
			<u>4,967,000</u>	Gallons
Flushing	<u>03/16/21</u>	to	<u>04/15/21</u>	
			<u>7,500</u>	Gallons
Billing Adjustments				
from	<u>03/16/21</u>	to	<u>04/15/21</u>	
				Gallons
Gallons gain/loss			<u>(196,500)</u>	Gallons
Percentage gain/loss			<u>-3.80%</u>	



HEADWATERS MUD - WATER LOSS CHART

DATE FROM	DATE TO	MASTER METER	CONSUMPTION TOTALS	FLUSHING TOTALS	BILLING ADJUSTMENTS	GALLONS UNACCOUNTED	PERCENT GAIN/LOSS
07/20/17	08/14/17	4433000	4987000	2700	0	556700	12.56%
08/15/17	09/14/17	3861000	4641000	1600	-798000	-16400	-0.42%
09/16/17	10/16/17	2546000	1998000	1000	0	-547000	-21.48%
TOTALS		10,840,000.0	11,626,000.0	5,300.0	(798,000.0)	(6,700.0)	---
AVERAGE		3,613,333.3	3,875,333.3	1,766.7	(266,000.0)	(2,233.3)	-0.06%
10/17/17	11/15/17	1677000	2128000	3300	-193000	261300	15.58%
11/15/17	12/15/17	1277000	1323000	2000	-2000	46000	3.60%
12/16/17	01/11/18	598000	509000	2000		-87000	-14.55%
01/12/18	02/11/18	625000	624000	3000	-60000	-58000	-9.28%
02/12/18	03/18/18	989000	976000	1500	0	-11500	-1.16%
03/19/18	04/19/18	1261000	1387000	1500	0	127500	10.11%
04/20/18	05/16/18	1463000	1505000	2500	-164000	-119500	-8.17%
05/17/18	06/16/18	3150000	3043000	4000	0	-103000	-3.27%
06/17/18	07/17/18	3504000	4676000	3250	-131000	1044250	29.80%
07/18/18	08/17/18	4144000	3896000	3250	0	-244750	-5.91%
08/18/18	09/15/18	2908000	2557000	2000		-349000	-12.00%
09/16/18	10/15/18	1401000	2209000	3000	-986000	-175000	-12.49%
TOTALS		22,997,000.0	23,297,000.0	31,300.0	(1,536,000.0)	331,300.0	
AVERAGE		1,916,416.7	2,069,416.7	2,608.3	(153,600.0)	27,608.3	1.44%
10/16/18	11/15/18	1362000	966000	123500		-272500	-20.01%
11/16/18	12/18/18	1527000	1384000	2000		-141000	-9.23%
12/19/18	01/14/19	741000	830000	11750	-149000	-48250	-6.51%
01/15/19	02/15/19	983000	970000	15500	0	2500	0.25%
02/16/19	03/15/19	1044000	1002000	10000	0	-32000	-3.07%
03/16/19	04/15/19	1983000	1841000	25500	0	-116500	-5.87%
04/16/19	05/16/19	1845000	1722000	16500	0	-106500	-5.77%
05/17/19	06/14/19	2101000	2046000	29500	0	-25500	-1.21%
06/15/19	07/15/19	3208000	3071000	6000	0	-131000	-4.08%
07/16/19	08/15/19	4904000	5371000	22500	-955000	-465500	-9.49%
08/16/19	09/16/19	6005000	6076000	3000	0	74000	1.23%
09/17/19	10/15/19	4318000	4129000	31000	0	-158000	-3.66%
TOTALS		30,021,000.0	28,304,000.0	296,750.0	(1,104,000.0)	(1,420,250.0)	
AVERAGE		2,501,750.0	2,450,666.7	24,729.2	(110,400.0)	(118,354.2)	-4.73%
10/16/19	11/18/19	3265000	2624000	500000	0	-141000	-4.32%
11/19/19	12/16/19	2440000	2031000	9000	0	-400000	-16.39%
12/17/19	01/15/20	1913000	1709000	0	0	-204000	-10.66%
01/16/20	02/14/20	1828000	1529000	66000	0	-233000	-12.75%
02/15/20	03/16/20	2282000	1904000	15000	0	-363000	-15.91%
03/17/20	04/15/20	2289000	2011000	12000	0	-266000	-11.62%
04/16/20	05/15/20	3428000	3045000	10800	-3000	-375200	-10.95%
05/16/20	06/15/20	3841000	3480000	9300	0	-351700	-9.16%
06/16/20	07/15/20	4590000	4575000	7200	0	-7800	-0.17%
07/16/20	08/14/20	5937000	5768000	6000	0	-163000	-2.75%
08/15/20	09/15/20	5515000	5332000	4550	0	-178450	-3.24%
09/16/20	10/15/20	5249000	5129000	5700	0	-114300	-2.18%
TOTALS		42,577,000.0	39,134,000.0	645,550.0	(3,000.0)	(2,797,450.0)	
AVERAGE		3,548,083.3	3,261,416.7	53,795.8	(250.0)	(233,120.8)	-6.57%
10/16/20	11/16/20	6321000	6888000	7600	-116000	458600	7.26%
11/17/20	12/15/20	5052000	5193000			141000	2.79%
12/16/20	01/15/21	3337000	3140000			-197000	-5.90%
TOTALS		14,710,000.0	15,105,000.0	7,600.0	(116,000.0)	402,600.0	
AVERAGE		4,903,333.3	5,073,666.7	7,600.0	(116,000.0)	134,200.0	2.74%
10/16/20	11/16/20	6321000	6343000	7600	-106000	-76400	-1.21%
11/17/20	12/15/20	5052000	5193000			141000	2.79%
12/16/20	01/15/21	3337000	3140000			-197000	-5.90%
01/16/21	02/15/21	3679000	3128000	7500		-543500	-14.77%
02/16/21	03/15/21	3117000	3191000	7500		81500	2.61%
03/16/21	04/15/21	5171000	4967000	7500		-196500	-3.80%
TOTALS		26,677,000.0	25,856,000.0	30,100.0	(106,000.0)	(790,900.0)	
3 MONTHS AVERAGE		4,446,166.7	4,327,000.0	7,525.0	(106,000.0)	(131,816.7)	-2.96%



HEADWATERS WATER USAGE SUMMARY REPORT

April 2021

Billing Period	Residential (gallons)	Amenity Usage Including Irrg. (gallons)	Builder (gallons)	Apartments (gallons)	Apartments Irrigation (gallons)	Commercial (gallons)	Billing Adjustments (gallons)	Fire Hydrant (gallons)	District (gallons)	Monthly Totals (gallons)	M.U.D. Master Meter Reads (gallons)	West Travis PUA Master Mtr (gallons)	Difference Between K-J (gallons)	Flushing (gallons)	Number of Residential Connections	Average Usage 1000 gal	Letters	Terminations
August 2017	462,000	95,000	4,525,000	-	-	-	-	-	-	5,082,000					41	11.3	-	0
September 2017	554,000	46,000	95,000	-	-	-	-	-	3,992,000	4,687,000					43	12.9	5	0
Total	1,016,000	141,000	4,620,000	-	-	-	-	-	3,992,000	9,769,000								
October 2017	719,000	54,000	54,000	-	-	-	-	-	1,225,000	2,052,000	2,546,000			1000	46	15.6	-	0
November 2017	192,000	23,000	393,000	-	-	-	(193,000)	-	1,520,000	1,935,000	1,677,000			3300	22	8.7	1	0
December 2017	176,000	18,000	346,982	-	-	-	(2,000)	-	400,000	938,982	1,300,000			2000	24	7.3	5	0
January 2018	324,000	18,000	31,000	-	-	-	(400,000)	-	136,000	109,000	514,000	634,000	120,000	2000	31	10.5	5	0
February 2018	476,000	38,000	-	-	-	-	(60,000)	-	110,000	564,000	625,000	643,000	18,000	3000	34	14.0	8	0
March 2018	704,000	11,000	-	-	-	-	-	-	261,000	976,000	989,000	736,000	(253,000)	1500	41	17.2	7	0
April 2018	891,000	16,000	-	-	-	-	-	-	480,000	1,387,000	1,261,000	1,105,000	(156,000)	1500	40	22.3	4	0
May 2018	490,000	48,000	342,000	-	-	-	(164,000)	-	625,000	1,341,000	1,463,000	1,643,000	180,000	2500	41	12.0	5	0
June 2018	767,000	29,000	574,000	-	-	-	-	-	1,673,000	3,043,000	3,150,000	2,762,000	(388,000)	4000	54	14.2	2	0
July 2018	898,000	1,342,000	524,000	-	-	-	(131,000)	-	1,912,000	4,545,000	3,504,000	3,314,000	(190,000)	3300	58	15.5	4	0
August 2018	988,000	200,000	563,000	-	-	-	-	206,000	1,939,000	3,896,000	4,144,000	4,246,000	102,000	3300	60	16.5	5	0
September 2018	888,000	478,000	584,000	-	-	-	-	534,000	2,883,000	5,367,000	2,908,000	3,497,000	589,000	2000	66	13.5	3	0
October 2018	503,000	51,000	213,000	-	-	-	(986,000)	24,000	1,418,000	1,223,000	1,401,000	1,407,000	6,000	3000	69	7.3	6	0
November 2018	461,000	82,000	151,000	-	-	-	-	10,000	262,000	966,000	1,362,000	1,390,000	28,000	123500	72	6.4	-	0
December 2018	462,000	189,000	397,000	-	-	-	-	115,000	221,000	1,384,000	1,527,000	1,406,000	(121,000)	2000	75	6.2	3	0
January 2019	380,000	87,000	135,000	-	-	-	(149,000)	54,000	174,000	681,000	741,000	816,000	75,000	11750	81	4.7	11	0
February 2019	418,000	86,000	124,000	-	-	-	-	258,000	84,000	970,000	950,000	944,000	(6,000)	15500	86	4.9	7	0
March 2019	524,000	16,000	137,000	-	-	-	-	252,000	73,000	1,002,000	1,044,000	1,047,000	3,000	10000	90	5.8	4	0
April 2019	934,000	22,000	299,000	-	-	-	-	413,000	173,000	1,841,000	1,976,000	1,832,000	(144,000)	25500	97	9.6	3	0
May 2019	816,000	74,000	357,000	-	-	-	-	349,000	126,000	1,722,000	1,753,000	1,880,000	127,000	16500	102	8.0	6	0
June 2019	1,063,000	55,000	277,000	-	-	-	-	409,000	242,000	2,046,000	2,155,000	2,139,000	(16,000)	29500	111	9.6	19	0
July 2019	1,486,000	135,000	269,000	-	-	-	-	710,000	471,000	3,071,000	3,219,000	2,977,000	(242,000)	6000	118	12.6	10	0
August 2019	1,975,000	169,000	260,000	-	-	-	-	1,372,000	640,000	4,416,000	4,967,000	4,706,000	(261,000)	22500	120	16.5	11	0
September 2019	2,252,000	214,000	693,000	402,000	-	-	-	1,482,000	1,033,000	5,674,000	5,875,000	5,678,000	(197,000)	3000	124	18.2	13	0
October 2019	1,721,000	306,000	490,000	135,000	-	1,000	-	677,000	799,000	3,994,000	4,353,000	4,681,000	328,000	31000	128	13.4	12	1
November 2019	1,388,000	147,000	249,000	187,000	-	1,000	-	187,000	465,000	2,437,000	2,971,000	3,334,000	363,000	0	128	10.8	15	0
December 2019	931,000	102,000	262,000	164,000	-	-	-	192,000	380,000	1,867,000	2,729,000	2,669,000	(60,000)	9000	132	7.1	8	0
January 2020	901,000	76,000	249,000	179,000	-	1,000	-	82,000	221,000	1,530,000	1,970,000	1,936,000	(34,000)	0	133	6.8	17	1
February 2020	845,000	59,000	205,000	210,000	-	1,000	-	51,000	158,000	1,319,000	1,885,000	1,931,000	46,000	66000	138	6.1	-	0
March 2020	1,061,000	59,000	257,000	265,000	-	-	-	69,000	193,000	1,639,000	2,122,000	2,060,000	(62,000)	15000	146	7.3	-	0
April 2020	1,285,000	80,000	271,000	295,000	-	-	-	28,000	52,000	1,716,000	2,342,000	2,435,000	93,000	13000	152	8.5	-	0
May 2020	2,006,000	144,000	389,000	310,000	-	-	(3,000)	33,000	163,000	2,732,000	3,178,000	3,365,000	187,000	10800	170	11.8	34	0
June 2020	2,433,000	174,000	341,000	341,000	-	-	-	44,000	147,000	3,139,000	3,981,000	3,562,000	(419,000)	9300	176	13.8	22	0
July 2020	3,005,000	190,000	476,000	364,000	-	-	-	76,000	464,000	4,211,000	4,735,000	4,319,000	(416,000)	7200	186	16.2	10	0
August 2020	3,065,000	259,000	526,000	357,000	265,000	-	-	1,060,000	236,000	5,768,000	5,761,000	6,291,000	530,000	6000	188	16.3	-	0
September 2020	2,803,000	48,000	657,000	393,000	215,000	-	-	975,000	241,000	5,332,000	5,579,000	5,320,000	(259,000)	4550	199	14.1	21	0
October 2020	2,670,000	34,000	509,000	351,000	259,000	-	-	646,000	660,000	5,129,000	5,149,000	5,267,000	118,000	5700	211	12.7	19	0
November 2020	3,004,000	54,000	790,000	361,000	367,000	-	(116,000)	1,674,000	638,000	6,772,000	9,561,000	9,874,000	313,000	7600	221	13.6	18	0
December 2020	2,063,000	98,000	490,000	301,000	215,000	-	-	1,467,000	1,019,000	5,653,000	4,448,000	4,479,000	31,000	0	233	8.9	28	0
January 2021	1,749,000	91,000	209,000	351,000	59,000	-	-	336,000	345,000	3,140,000	2,648,000	2,775,000	127,000	0	245	7.1	37	0
February 2021	1,912,000	19,000	222,000	367,000	8,000	-	-	470,000	130,000	3,128,000	3,339,000	3,316,000	(23,000)	7500	256	7.5	35	0
March 2021	2,043,000	32,000	417,000	344,000	19,000	-	-	218,000	118,000	3,191,000	4,339,000	4,535,000	196,000	7500	277	7.4	7	0
April 2021	3,315,000	72,000	48,000	355,000	24,000	-	-	550,000	155,000	4,519,000	5,305,000	5,553,000	248,000	7500	294	11.3	18	0
Total	56,987,000	5,499,000	13,780,982	6,032,000	1,431,000		(2,204,000)	15,023,000	24,665,000	118,365,982	127,446,000	122,504,000	581,000	505,800				

Active Residential Residential -HOA Builder Apartments Apartments Irrigation Commercial Fire Hydrant District Total Master-Meter Read Dates
Vacant 277 3 98 1 1 3 6 5 394 5,305,000 02/16/21-03/15/21
0



HEADWATERS MUNICIPAL UTILITY DISTRICT

Water Report

April 2021

Total Water Flows

Month	2017	2018	2019	2020	2021
January		642	934	1,859	2,877
February		580	922	1,949	3,451
March		954	1,509	2,414	4,795
April		1,507	2,078	2,807	5,305
May		2,080	1,914	3,415	
June		3,462	2,411	4,606	
July		3,846	3,986	5,418	
August	4,405	4,275	5,574	6,124	
September	3,528	1,695	5,190	4,172	
October	1,689	1,184	3,911	6,208	
November	1,568	1,625	2,752	6,078	
December	744	1,126	2,284	4,238	
TOTAL	11,934	22,976	33,465	49,288	16,428

Bacteriological Analyses

Samples: 2 satisfactory taken on 04/20/21

Chlorine Residual

	April
Average	3.0
Maximum (4.0)	3.5
Minimum (0.5)	1.8

Total Wastewater Billed

Month	2017	2018	2019	2020	2021
January		909.1	1,757.6	4,595.8	7,500.2
February		994.3	1,793.9	4,713.5	7,941.9
March		1,145.4	1,798.2	4,948.9	8,254.9
April		1,292.7	1,962.6	5,281.2	9,250.2
May		1,401.5	2,022.2	5,603.9	
June		1,541.6	2,171.4	5,795.3	
July		1,672.8	2,307.6	6,177.0	
August	653.1	1,716.6	2,464.4	6,442.1	
September	762.6	1,848.8	4,018.5	6,802.1	
October	822.9	1,606.2	5,252.2	7,222.2	
November	895.2	1,621.9	4,567.6	7,540.2	
December	911.7	1,807.4	4,549.6	7,594.8	



HEADWATERS MUNICIPAL UTILITY DISTRICT
MAINTENANCE LOG > \$500
April 2021

			EXCAVATED LINE TO FIND A LARGE LEAK ON A CHECK VALVE. HAD TO TURN OFF GRINDER TANKS IN VICINITY. HAD TO BRING IN A PUMP TRUCK TO PUMP AND HAUL SEWER COMING FROM LINE WHILE REPAIR WAS MADE. USED NEARBY YARD TO PUT SPOILS TO KEEP JOB MOVING AS QUICK AS POSSIBLE. AFTER REPAIR WAS COMPLETED, RETURNED FOLLOWING DAY TO REMOVE SPOILS AND PUT YARD BACK IN GOOD CONDITION.	
04/13/20	280183	258 TOWNES COURT	REINSPECTION WATER/SEWER PASSED. INSTALLED METER. BACK CHARGE TO BUILDER \$200.00	\$11,902.48
04/09/20	282655	786 DAYRIDGE DRIVE	REINSPECTION WATER/SEWER PASSED. INSTALLED METER. BACK CHARGE TO BUILDER \$200.00	\$555.47
04/30/20	283852	627 HAZY HILLS LOOP	REINSPECTION WATER/SEWER PASSED. INSTALLED METER. BACK CHARGE TO BUILDER \$200.00	\$555.47
05/05/20	284041	822 HAZY HILLS LOOP	REINSPECTION WATER/SEWER PASSED. INSTALLED METER. BACK CHARGE TO BUILDER \$200.00	\$555.47
06/17/20	284993	266 STARFIRE DRIVE	BUILDER WATER/SEWER INSPECTION PASSED	\$508.07
06/17/20	285220	829 DAYRIDGE DRIVE	BUILDER WATER/SEWER INSPECTION PASSED REINSPECTION WATER/SEWER PASSED. INSTALLED METER. BACK CHARGE TO BUILDER \$200.00	\$508.30
06/17/20	285617	823 HAZY HILLS LOOP	REINSPECTION WATER/SEWER PASSED. INSTALLED METER. BACK CHARGE TO BUILDER \$200.00	\$583.07
06/17/20	286102	1639 HAZY HILLS LOOP	REINSPECTION WATER/SEWER PASSED. INSTALLED METER. BACK CHARGE TO BUILDER \$200.00	\$583.07
06/17/20	286103	112 CRIMSON SKY COURT	REINSPECTION WATER/SEWER PASSED. INSTALLED METER. BACK CHARGE TO BUILDER \$200.00	\$583.07
06/17/20	286104	940 HAZY HILLS LOOP	BUILDER WATER/SEWER INSPECTION PASSED	\$508.07
06/17/20	286151	216 STARFIRE DRIVE	BUILDER WATER/SEWER INSPECTION PASSED	\$508.07
06/17/20	286342	470 CRIMSON SKY COURT	BUILDER WATER/SEWER INSPECTION PASSED REINSPECTION WATER/SEWER PASSED. INSTALLED METER. BACK CHARGE TO BUILDER \$200.00	\$508.07
06/17/20	286465	225 HAZY HILLS LOOP	BUILDER WATER/SEWER INSPECTION PASSED	\$583.07
06/17/20	286569	1046 HAZY HILLS LOOP	CHECKED CONTROL PANEL. OPERATOR REPORTED PUMPS SHORT CYCLING, CALLING OUT FOR LOW WETWELL LEVEL. FOUND THAT TRANSDUCER WIRING WAS CORRODED CAUSING FALSE LEVEL READING. CLEANED & RE-CONNECTED WIRES.	\$508.08
06/25/20	286625	HEADWATERS LS2	BUILDER WATER/SEWER INSPECTION PASSED	\$654.96
06/19/20	287072	1293 HAZY HILLS LOOP	BUILDER WATER/SEWER INSPECTION PASSED	\$508.07
06/24/20	287316	373 CRIMSON SKY COURT	BUILDER WATER/SEWER INSPECTION PASSED	\$508.07
07/13/20	288416	729 HAZY HILLS LOOP	BUILDER WATER/SEWER INSPECTION PASSED	\$508.07
07/13/20	288417	759 HAZY HILLS LOOP	BUILDER WATER/SEWER INSPECTION PASSED	\$507.84
07/13/20	288656	739 HAZY HILLS LOOP	BUILDER WATER/SEWER INSPECTION PASSED	\$508.07
07/14/20	288931	820 DAYRIDGE DRIVE	BUILDER WATER/SEWER INSPECTION PASSED	\$508.30
07/15/20	289068	653 HAZY HILLS LOOP	BUILDER WATER/SEWER INSPECTION PASSED	\$508.07
07/17/20	289268	1053 HAZY HILLS LOOP	BUILDER WATER/SEWER INSPECTION PASSED REINSPECTION WATER/SEWER PASSED. INSTALLED METER. BACK CHARGE TO BUILDER \$200.00	\$508.07
07/17/20	289278	817 DAYRIDGE DRIVE	PURCHASED SUPPLIES. METER AND END POINT RECEIVED 7/15/20 MET WITH CONTRACTOR BUT CUSTOMER SIDE LINE TOO SHORT. INSTALLED LID AND END POINT TO LID, ACTIVATED END POINT.	\$583.07
07/28/20	289247	1040 FLATHEAD DRIVE	BUILDER WATER/SEWER INSPECTION PASSED	\$1,320.63
07/23/20	289581	446 HAZY HILLS LOOP	BUILDER WATER/SEWER INSPECTION PASSED	\$507.75

**HEADWATERS MUNICIPAL UTILITY DISTRICT
MAINTENANCE LOG > \$500**

April 2021

			REINSPECTION WATER/SEWER PASSED. INSTALLED METER. BACK CHARGE TO BUILDER \$200.00	\$583.07
07/23/20	289600	639 HAZY HILLS LOOP		
07/23/20	289688	452 CRIMSON SKY COURT	BUILDER WATER/SEWER INSPECTION PASSED	\$508.07
07/23/20	289795	1561 HAZY HILLS LOOP	BUILDER WATER/SEWER INSPECTION PASSED REINSPECTION WATER/SEWER PASSED. INSTALLED METER. BACK CHARGE TO BUILDER \$200.00	\$508.07
07/23/20	289799	292 TIERRA TRAIL		\$583.07
07/24/20	290167	812 HAZY HILLS LOOP	BUILDER WATER/SEWER INSPECTION PASSED	\$508.07
07/29/20	290240	280 STARFIRE DRIVE	BUILDER WATER/SEWER INSPECTION PASSED	\$508.07
08/12/20	291454	1043 HAZY HILLS LOOP	BUILDER WATER/SEWER INSPECTION PASSED	\$508.07
08/12/20	291456	149 CRIMSON SKY COURT	BUILDER WATER/SEWER INSPECTION PASSED REINSPECTION WATER/SEWER PASSED. INSTALLED METER. BACK CHARGE TO BUILDER \$200.00	\$508.07
08/18/20	291855	335 TIERRA TRAIL		\$583.07
			SUBCONTRACT WORK COMPLETED AT FACILITY- GENERATOR ALARM ISSUE REPORTED TO FACILITIES. FLEET MAINTENANCE ISSUE LOW BATTERY. TECH REPLACED BATTERY.	\$591.65
09/10/20	288464	HEADWATERS LS2		
			SUBCONTRACT WORK COMPLETED AT FACILITY. RESPONDED TO GEN-SET ALARM, READING LOW BATTERY AND OVER CRANK, RESET PANEL, FLEET MAINTENANCE NOTIFIED AND ARE COMING OUT TO REPAIR. TECH REPLACED BATTERIES AND CHARGER.	\$1,310.57
09/10/20	290598	HEADWATERS LS1		
09/14/20	289366	IN DISTRICT HEADWATERS	PURCHASED SUPPLIES- ORDERED 3/4" METER AND DELIVERED TO OPERATOR.	\$5,690.68
08/24/20	292130	422 CRIMSON SKY COURT	BUILDER WATER/SEWER INSPECTION PASSED	\$508.07
08/24/20	292235	289 CRIMSON SKY COURT	BUILDER WATER/SEWER INSPECTION PASSED REINSPECTION WATER/SEWER PASSED. INSTALLED METER. BACK CHARGE TO BUILDER \$200.00	\$508.02
08/27/20	292555	128 CRIMSON SKY COURT		\$583.07
08/27/20	292563	146 STARFIRE DRIVE	BUILDER WATER/SEWER INSPECTION PASSED	\$508.07
08/27/20	292677	1551 HAZY HILLS LOOP	BUILDER WATER/SEWER INSPECTION PASSED	\$508.07
09/01/20	292777	1651 HAZY HILLS LOOP	BUILDER WATER/SEWER INSPECTION PASSED	\$508.07
09/01/20	292902	1137 HAZY HILLS LOOP	BUILDER WATER/SEWER INSPECTION PASSED REINSPECTION WATER/SEWER PASSED. INSTALLED METER. BACK CHARGE TO BUILDER \$200.00	\$508.07
09/02/20	293134	781 HAZY HILLS LOOP		\$537.64
			UNIT IN ALARM FOR LOW BATTERY- BATTERY CHARGER IS BURNED UP. REPLACED BATTERY CHARGER.	\$642.63
10/15/20	290186	HEADWATERS LS1		
09/21/20	292812	IN DISTRICT HEADWATERS	POINTS.	\$7,187.54
			PURCHASED SUPPLIES. RECEIVED 60 X 3/4 ULTRASONIC METERS ON 09/14/2020	\$13,558.11
09/21/20	292937	IN DISTRICT HEADWATERS		
			WATER SYSTEM WORK COMPLETE- DUG DOWN 3- 1/2 FT TO EXPOSE & CRIMP POLLY LINE. CRIMPED LINE & REPLACED BROKEN ANGLE STOP. UNCRIMPED LINE & FLUSHED LINES AT HOSE BIBM BACKFILLED & REINSTALLED METER BOX TO GRADE. SWEEP & CLEANED SITE.	\$806.41
09/22/20	293255	188 STARFIRE DRIVE		
			PURCHASED SUPPLIES- 9- 5/8" E-SERIES ULTRASONIC SS METERS	\$1,179.90
10/26/20	297874	IN DISTRICT HEADWATERS		
			WATER SYSTEM WORK COMPLETE- ORDERED 60 5/8" METERS AND 96 ENDPOINTS.	\$24,063.38
12/14/20	297869	IN DISTRICT HEADWATERS		

HEADWATERS MUNICIPAL UTILITY DISTRICT
MAINTENANCE LOG > \$500
April 2021

11/24/20	298756	IN DISTRICT HEADWATERS	SUBCONTRACT WORK COMPLETED AT FACILITY- PICKED UP METER, DROPPED OFF AT FMS. REPLACE METER AT LOCATION NEXT DAY. SAME METER.	\$1,122.46
01/14/21	298333	HEADWATERS COMMERCIAL LS-BEVERLY	SUBCONTRACT WORK COMPLETED AT FACILITY- FLEET MAINT OUT FOR REPAIR- FOUND FUEL IN RUPTURE BASIN OF FUEL TANK. PUMPED OUT 10 GAL OF FUEL OUT OF OUTER TANK. FULE UNIT CHECKED OUT GOOD.	\$879.57
03/01/21	303634	2400 B HEADWATERS BLVD IRR	REPLACED METER - METER REPLACEMENT POLICY	\$660.09
03/12/21	309103	IN DISTRICT HEADWATERS	FMS REPAIRED 2 FIRE HYDRANT METERS	\$1,179.90
03/12/21	304567	IN DISTRICT HEADWATERS	PURCHASED SUPPLIES - ORDERED 36 3/4" BADGER METERS	\$8,090.25
04/12/21	295360	HEADWATERS LS1 - HAZY HILLS	PULLED MOTOR FOR REPAIRS - PUMP#2 NOT RESPONDING, MEGGED WINDINGS. FOUND THAT 2 WINDINGS ARE SHORTED TO GROUND. PULLED PUMP & DELIVERED TO PSI FOR REPAIRS.	\$5,194.43
04/16/21	311839	IN DISTRICT HEADWATERS	STORM SYSTEM WORK COMPLETE - JETTED OUT STORM DRAIN, PIPES CLEANED OUT (DIRT CAME OUT).	\$522.34
TOTAL FOR 2020/21				\$116,911.13

HEADWATERS MUNICIPAL UTILITY DISTRICT

Billing Report

April 2021

Connections	Mar	Apr
Active	431	443
Inactive	1	1
Total	432	444

New Connects	29	12
--------------	----	----

Billing Recap

	Mar	Apr
Current Billing	\$64,445.27	\$82,742.87
Water	\$19,067.00	\$33,483.70
Sewer	\$5,204.34	\$7,273.20
State Assessment	\$320.73	\$411.67
Water Base	\$21,118.40	\$22,066.90
Sewer Base	\$18,734.80	\$19,552.40
Miscellaneous	\$0.00	\$0.00
Current Payments	\$77,699.16	\$111,244.24
Arrears		
30 Day	\$10,934.93	\$21,247.10
60 Day	\$1,085.52	\$1,137.89
90 Day	\$376.15	\$701.22
120 Day	\$8,654.87	\$8,731.02
Gross Arrears	\$21,051.47	\$31,817.23

Month	Mar	Apr
Total Customers	432	444
Letters	7	18
Disconnects	0	0



CUSTOMER BILLING REPORT
HEADWATERS MUNICIPAL UTILITY DISTRICT
March 21, 2021 Through April 20, 2021

Current Billing

Water	33,438.70	
Sewer	7,273.20	
TCEQ	411.67	
Water Base	22,066.90	
Sewer Base	19,552.40	
Misc	0.00	

Total Current Billing		\$82,742.87

Aged Receivables

30 Days	21,247.10	
60 Days	1,137.89	
90 Days	701.22	
120 Days	8,731.02	

Billed Arrears	31,817.23	
Credit Bal Fwd	-3,315.86	

Total Aged Receivables		\$28,501.37

Accounts Receivables

Penalty	0.00	
Water	46,941.30	
Sewer	9,140.47	
TCEQ	564.67	
Water Base	28,756.04	
Sewer Base	25,841.76	
Deposit	0.00	
Miscellaneous	0.00	

Total Accounts Receivables		\$111,244.24

Deposit Liability

Balance As Of	03/21/21	\$85,000.00
Collections		2,200.00
Deposits Applied		-400.00

Balance As Of	04/20/21	\$86,800.00



**HEADWATERS MUNICIPAL UTILITY DISTRICT
GENERAL MANAGER'S REPORT
WRITE-OFF LIST
April 2021**

There are no write-offs for this period.

HEADWATERS MUD WRITE-OFFS FISCAL YEAR TOTALS

	2018/19	2019/20	2020/21
OCTOBER			
WRITE-OFF	\$ -	\$ -	\$ -
COLLECTED	\$ -	\$ -	\$ -
NOVEMBER			
WRITE-OFF	\$ -	\$ -	\$ -
COLLECTED	\$ -	\$ -	\$ -
DECEMBER			
WRITE-OFF	\$ -	\$ -	\$ -
COLLECTED	\$ -	\$ -	\$ -
JANUARY			
WRITE-OFF	\$ -	\$ -	\$ -
COLLECTED	\$ -	\$ -	\$ -
FEBRUARY			
WRITE-OFF	\$ -	\$ -	\$ -
COLLECTED	\$ -	\$ -	\$ -
MARCH			
WRITE-OFF	\$ -	\$ -	\$ -
COLLECTED	\$ -	\$ -	\$ -
APRIL			
WRITE-OFF	\$ -	\$ -	\$ -
COLLECTED	\$ -	\$ -	\$ -
MAY			
WRITE-OFF	\$ -	\$ -	
COLLECTED	\$ -	\$ -	
JUNE			
WRITE-OFF	\$ -	\$ -	
COLLECTED	\$ -	\$ -	
JULY			
WRITE-OFF	\$ -	\$ -	
COLLECTED	\$ -	\$ -	
AUGUST			
WRITE-OFF	\$ -	\$ -	
COLLECTED	\$ -	\$ -	
SEPTEMBER			
WRITE-OFF	\$ -	\$ -	
COLLECTED	\$ -	\$ -	
TOTAL COLLECTIONS:	\$ -	\$ -	\$ -
TOTAL COLLECTED:	\$ -	\$ -	\$ -



Headwaters Municipal Utility District

Monthly Meter Read Comparison for: April 2021
In 1000 gallons

	<u>PUA</u>			<u>Headwaters Municipal Utility District</u>		
	4/1/2021 Previous	5/1/2021 Current	Usage (Kgal)	4/1/2021 Previous	5/1/2021 Current	Usage (Kgal)
HWY. 290	148223	153776	5553	148214	153519	5305
Totals			5553			5305
				Difference		<u>248</u>

The Ridge at Headwaters - Month End Occupancy & Leased Percentages - YTD

		19-Jul	19-Aug	19-Sep	19-Oct	19-Nov	19-Dec
Ending Occupancy		5.19%	15.48%	26.19%	31.55%	36.90%	52.98%
Number of Occupied Units		9	26	44	53	62	89
Ending Leased		27.38%	33.93%	42.26%	45.24%	55.36%	65.48%
Units Leased (168 total)	168	46	57	71	76	93	110
Amount Billed in Gallons				402,000	135,000	187,000	164,000
Average per Occupied Unit				9,136.5	2,547.0	3,016.5	1,842.6

		20-Jan	20-Feb	20-Mar	20-Apr	20-May	20-Jun	20-Jul	20-Aug	20-Sep	20-Oct	20-Nov	20-Dec
Ending Occupancy		58.34%	69.00%	79.66%	89.01%	95.00%	96.43%	98.00%	98.00%	98.00%	98.00%	90.00%	94.00%
Number of Occupied Units		98	116	134	150	160	162	165	165	165	165	151	158
Ending Leased		71.43%	79.00%	86.57%	93.12%	98.00%	98.81%	100.00%	99.00%	99.00%	99.00%	95.00%	97.00%
Units Leased (168 total)	168	120	133	145	156	165	166	168	166.32	166.32	166.32	159.6	163
Amount Billed in Gallons		179,000	210,000	265,000	295,000	310,000	341,000	364,000	357,000	393,000	351,000	361,000	301,000
Average per Occupied Unit		1,826.3	1,811.6	1,980.1	1,972.8	1,942.4	2,104.9	2,210.9	2,168.4	2,387.0	2,131.9	2,387.6	1,906.0

		21-Jan	21-Feb	21-Mar	21-Apr
Ending Occupancy		94.00%	91.00%	99.35%	99.35%
Number of Occupied Units		158	153	166	166
Ending Leased		97.00%	94.00%	100%	100%
Units Leased (168 total)	168	163	158	167	167
Amount Billed in Gallons		351,000	367,000	344,000	355,000
Average per Occupied Unit		2,222.6	2,400.6	2,072.3	2,138.6

Meters are read on the 15th of each month.

HEADWATERS Water Usage Analysis

(Usage in Thousands of Gallons)

District	20-Apr	20-May	20-Jun	20-Jul	20-Aug	20-Sep	20-Oct	20-Nov	20-Dec	21-Jan	21-Feb	21-Mar	21-Apr
2401 A Headwaters Blvd Irrigation	34	0	0	0	110	87	221	165	677	195	40	31	17
2401 B Headwaters Blvd Irrigation	18	163	147	134	126	89	13	31	0	13	0	0	16
251 A Hazy Hills Irrigation.	0	0	0	180	0	65	203	262	206	82	57	54	83
830 A Dayridge Irrigation.	0	0	0	150	0	0	223	180	136	55	33	33	55
2699 E Hwy 290 Unit# 1 Lift Station 1	0	0	0	0	0	0	0	0	0	0	0	0	0
Const. Water 708 Headwaters													
2699 E Hwy 290 Unit# 2 Lift Station 2	0	0	0	0	0	0	0	0	0	0	0	0	0
Total District	52	163	147	464	236	241	660	638	1019	345	130	118	171

Residential HOA

708 B Irrigation	19	54	61	58	77	29	11	12	33	52	1	1	8
708 Headwaters Amentiy Center Domestic	38	17	23	26	25	13	12	14	11	8	16	31	56
780 A Irrigation	23	73	90	106	157	6	11	28	54	31	2	0	8
Total Residential HOA	80	144	174	190	259	48	34	54	98	91	19	32	72

Single Family Residents

Total SFR Usage	1285	2006	2433	3005	3065	2803	2670	3004	2063	1749	1912	2043	3315
Average SFR Usage	8.5	11.8	13.8	16.2	16.3	14.1	12.7	13.6	8.9	7.1	7.5	7.4	11.3

Multi Family

Domestic Usage	295	310	341	364	357	393	351	361	301	351	367	344	355
Irrigation Usage					265	215	259	367	215	59	8	19	24
Average MF Usage	295.0	310.0	341.0	364.0	357.0	393.0	351.0	361.0	301.0	351.0	367.0	344.0	355.0

Builders

Connections	47	41	47	49	67	67	69	86	93	93	98	98	93
Total Builder Usage	271	389	341	476	526	657	509	790	490	209	222	417	480
Average Builder Usage	5.8	9.5	7.3	9.7	7.9	9.8	7.4	9.2	5.3	2.2	2.3	4.3	5.2

Commercial

Connections	1	1	1	1	1	1	1	1	1	1	1	1	1
Commercial Usage	0	0	0	0	0	0	0	0	0	0	0	0	0
Average Commercial Usage	0.0	0.0	0.0	0.0	0.0	0.0	0.0	0.0	0.0	0.0	0.0	0.0	0.0

Fire Hydrant

Connections	2	2	2	2	2	2	4	4	4	4	6	6	5
Total Usage	28	33	44	76	1060	975	646	1674	1467	336	470	218	550
Average Usage													

Total Usage	2,011	3,045	3,480	4,575	5,768	5,332	5,129	6,888	5,653	3,140	3,128	3,191	4,967
--------------------	--------------	--------------	--------------	--------------	--------------	--------------	--------------	--------------	--------------	--------------	--------------	--------------	--------------

708A&B have been billed to the HOA and the total usage has been deducted from 2401 B Headwaters



TEXAS COMMISSION ON ENVIRONMENTAL QUALITY
Water Utilities Division

Monthly Operational Report For Public Water Systems Purchasing Treated Water From Another System
Which Uses Surface Water Sources or Groundwater Sources Under The Influence of Surface Water

PUBLIC WATER SYSTEM NAME: **HEADWATERS at BARTON CREEK**

System I.D. #: 1050184

Month: **March 2021**

Submitted by:

Date:

No. of Connections: **432**

License #:

Grade:

TREATED WATER PURCHASED FROM A WHOLESALE SUPPLIER				
Date	Quantity (mgd)	Date	Quantity (mgd)	Monthly Summary (MGD)
1	0.080	17	0.204	Total
2	0.083	18	0.180	Monthly
3	0.098	19	0.181	Purchase: 4.339
4	0.143	20	0.180	
5	0.131	21	0.180	Average
6	0.130	22	0.099	Daily: 0.140
7	0.130	23	0.154	
8	0.126	24	0.134	Maximum
9	0.130	25	0.143	Daily: 0.204
10	0.135	26	0.144	
11	0.141	27	0.144	Minimum
12	0.113	28	0.143	Daily: 0.080
13	0.113	29	0.170	
14	0.112	30	0.143	
15	0.128	31	0.195	
16	0.152			

DISTRIBUTION SYSTEM (DISINFECTANT RESIDUAL MONITORING)			
Minimum allowable disinfectant residual:	0.5	mg/L	Percentage of the measurements below the limit this month:
Total no. of measurements this month:	9		<input type="text" value="0%"/> (1A)
No. of measurements below the limit:	0		
Percentage of the measurements below the limit last month:			<input type="text" value="0%"/> (1B)

TREATMENT TECHNIQUE VIOLATION	PUBLIC NOTIFICATION		
	Yes/No	If YES, Date when Notice was Given to the:	
More than 5.0% of the disinfectant residuals in the distribution system below acceptable levels for two consecutive months? - see (1A) and (1B)	NO	TCEQ	Customers*

* A sample copy of the Notice to the customers must accompany this report.

TEXAS COMMISSION ON ENVIRONMENTAL QUALITY
Water Utilities Division

Monthly Operational Report For Public Water Systems Purchasing Treated Water From Another System
Which Uses Surface Water Sources or Groundwater Sources Under The Influence of Surface Water

PUBLIC WATER SYSTEM NAME: **HEADWATERS at BARTON CREEK**

System I.D. #: 1050184

Month: **April 2021**

Submitted by:

Date:

No. of Connections: **444**

License #:

Grade:

TREATED WATER PURCHASED FROM A WHOLESALE SUPPLIER				
Date	Quantity (mgd)	Date	Quantity (mgd)	Monthly Summary (MGD)
1	0.156	17	0.156	Total
2	0.155	18	0.157	Monthly
3	0.155	19	0.221	Purchase: 5.305
4	0.156	20	0.224	
5	0.139	21	0.350	Average
6	0.177	22	0.161	Daily: 0.177
7	0.240	23	0.167	
8	0.147	24	0.168	Maximum
9	0.185	25	0.167	Daily: 0.350
10	0.185	26	0.198	
11	0.185	27	0.146	Minimum
12	0.192	28	0.170	Daily: 0.117
13	0.215	29	0.117	
14	0.206	30	0.121	
15	0.132			
16	0.157			

DISTRIBUTION SYSTEM (DISINFECTANT RESIDUAL MONITORING)			
Minimum allowable disinfectant residual:	0.5	mg/L	Percentage of the measurements below the limit this month:
Total no. of measurements this month:	9		<input type="text" value="0%"/> (1A)
No. of measurements below the limit:	0		
Percentage of the measurements below the limit last month:			<input type="text" value="0%"/> (1B)

TREATMENT TECHNIQUE VIOLATION	PUBLIC NOTIFICATION		
	Yes/No	If YES, Date when Notice was Given to the:	
More than 5.0% of the disinfectant residuals in the distribution system below acceptable levels for two consecutive months? - see (1A) and (1B)	NO	TCEQ	Customers*

* A sample copy of the Notice to the customers must accompany this report.

MASTER METER REPORT

DISTRICT: **HEADWATERS at BARTON CREEK**

MONTH: **April 2021**

LOCATION: **HWY. 290**

P.W.S. #: **1050184**

METER #: 56520972

		METER A	SIZE 8"
DAY	DATE	READ	TH GAL
Thu	1	148214	156.0
Fri	2	148370	155.0
Sat	3	148525	155.0
Sun	4	148680	156.0
Mon	5	148836	139.0
Tue	6	148975	177.0
Wed	7	149152	240.0
Thu	8	149392	147.0
Fri	9	149539	185.0
Sat	10	149724	185.0
Sun	11	149909	185.0
Mon	12	150094	192.0
Tue	13	150286	215.0
Wed	14	150501	206.0
Thu	15	150707	132.0
Fri	16	150839	157.0
Sat	17	150996	156.0
Sun	18	151152	157.0
Mon	19	151309	221.0
Tue	20	151530	224.0
Wed	21	151754	350.0
Thu	22	152104	161.0
Fri	23	152265	167.0
Sat	24	152432	168.0
Sun	25	152600	167.0
Mon	26	152767	198.0
Tue	27	152965	146.0
Wed	28	153111	170.0
Thu	29	153281	117.0
Fri	30	153398	121.0
Sat	1	153519	
Total			5305.0
Avg			176.8
Max.			350.0
Min			117.0

Operator:

MASTER METER REPORT

DISTRICT: **HEADWATERS at BARTON CREEK**

MONTH: **April 2021**

		TOTAL TH GAL PURCHASED	CHLORINE RESIDUAL
DAY	DATE	TH GAL	mg/L
Thu	1	156.0	3.2
Fri	2	155.0	3.4
Sat	3	155.0	3.3
Sun	4	156.0	3.5
Mon	5	139.0	2.3
Tue	6	177.0	3.2
Wed	7	240.0	3.2
Thu	8	147.0	3.3
Fri	9	185.0	3.0
Sat	10	185.0	2.4
Sun	11	185.0	3.2
Mon	12	192.0	2.9
Tue	13	215.0	3.1
Wed	14	206.0	3.1
Thu	15	132.0	2.2
Fri	16	157.0	3.0
Sat	17	156.0	2.6
Sun	18	157.0	3.2
Mon	19	221.0	3.3
Tue	20	224.0	3.1
Wed	21	350.0	3.0
Thu	22	161.0	3.1
Fri	23	167.0	2.7
Sat	24	168.0	3.0
Sun	25	167.0	3.0
Mon	26	198.0	3.0
Tue	27	146.0	2.9
Wed	28	170.0	3.0
Thu	29	117.0	1.8
Fri	30	121.0	2.8
Total		5305.0	
Avg		176.8	3.0
Max.		350.0	3.5
Min		117.0	1.8

Operator:

ALLEN ENGINEERING GROUP

Engineering Feasibility • Planning • Design • Construction Management

1101 S. Capital of Texas Highway, Bldg. D110

Austin, Texas 78746

512 / 637-0126

Firm Registration No. 0C0000226

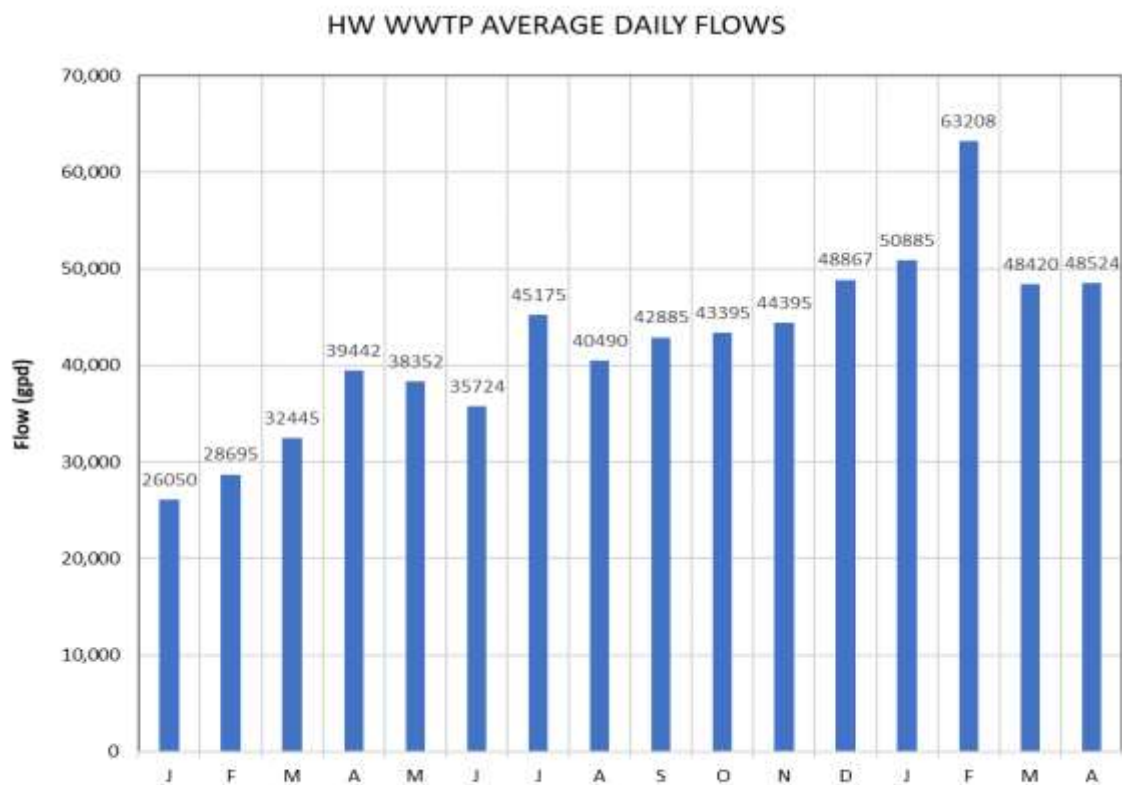
HEADWATERS WWTP OPERATIONS REPORT

April 2021

GENERAL

Effluent analytical results within permitted limits.

- Average flow April 48,524 gpd.
- Total treated flows for April - xxxxx gallons (totalizer malfunction).



Effluent Quality Summary

	BOD ₅	TSS	Ammonia	Phosphorus	E Coli
Effluent Limits	5	5	2	1	126
April	< 1	< 1	0.04	0.15	< 1
April	< 1	< 1	< 0.05	0.318	< 1
May	1	< 1	ND	0.42	< 1
June	< 1	< 1	ND	0.477	96
July	1	< 1	0.80	0.947	< 1
August	2	2	0.90	.89	<1
September	ND	ND	ND	0.408	<1
October	2	1	0.66	0.47	< 1
November	1	ND	ND	0.198	<1
December	ND	ND	ND	0.112	1
January	2	ND	ND	0.132	<1
February	ND	ND	ND	0.13	1
March	ND	ND	ND	0.28	< 1
April	2	ND	ND	0.319	< 1
May	1	ND	0.08		< 1

OPERATIONS AND MAINTENANCE

1. Routine maintenance.
2. Effluent transfer pump repairs.

The effluent transfer pumped kicked out on two occasions. The first we believed it was a power issue. After the second event, we determined that the level controller was malfunctioning. We replaced the level control.

There is still a problem with the pumps. They are drawing too much current. We believe the motors were damaged because of the pumps excessive cycling due to the level controller malfunction. We ordered a new pump; a copy of the invoice is attached. The new pump would have been required for the Phase 3 expansion.



CIVIL ENGINEERING ★ DEVELOPMENT CONSULTING ★ PROJECT MANAGEMENT

ENGINEER'S REPORT HEADWATERS MUD

May 20, 2021

The following is a summary of engineering tasks and/or activities being undertaken on behalf of Headwaters MUD, Hays County, Texas:

1. Construction within the District:
 - a. Headwaters Phase 2 and Phase 4.1
 - i. Malone/Wheeler and the contractor conducted a punch list walk for the MUD Pond improvements on 03/11/2020 and a punch list was issued the week of 03/23/2020. Reobservation walk #2 was conducted on 04/07/2020. All pond punch list items have been completed. It was subsequently noticed that one pond is not draining and vegetation on the bottom of this pond has not been established. There is also a float switch that needs to be replaced. Contractor is working to address these issues.
 - ii. Malone/Wheeler is awaiting completion of remaining pond work prior to recommendation of MUD Acceptance.
 - b. Headwaters Phase 4 Sections 2-4
 - i. Excavation and embankment substantially complete. Contractor has begun topsoiling ponds and installing media.
 - ii. Water and wastewater installation is substantially complete.
 - iii. Stormwater installation is substantially complete.
 - iv. Paving and grading improvements - base installation is ongoing and curb installation has begun.
 - c. Headwaters Phase 4 Sections 5-6
 - i. Excavation and embankment is ongoing.
 - ii. Water and wastewater substantially complete.
 - iii. Stormwater installation is substantially complete.
 - iv. Paving and grading improvements – base installation is ongoing, curb installation and paving has begun.
 - d. Headwaters Phase 5 Section 1
 - i. Excavation and embankment substantially complete.
 - ii. Water and wastewater installation is substantially complete.
 - iii. Stormwater installation substantially complete.
 - iv. Paving and grading improvements – base installation has begun.
 - e. Headwaters West Office
 - i. Drainage and site improvement installation is ongoing.
 - ii. Water and wastewater improvements are substantially complete.
2. Plan Approvals/Revisions/Change Orders:
 - a. Headwaters Phase 4 Sections 2-4 & 5.1
 - i. Change Order #2 in the amount of \$152,438.50 and an additional 45 days for grading, water and wastewater revisions, replacing the proposed TxDOT bridge with box culverts, adding 11 lots along Hazy Hills Loop with associated utility



- services, erosion controls and restoration.
 - b. Headwaters Phase 4 Sections 5-6
 - i. Change Order #2 for an additional 135 days related to paving phasing direction from the developer. There is no change in the contract price with this change order.
 - c. Headwaters West Office
 - i. Change Order #1 in the amount of \$3,472.66 for changes to E&S Controls, grading, addition of concrete encasement over PEC electrical lines, added area inlet, additional tree wells and sidewalk.
3. MUD Plan Review:
- i. Headwaters Apartments Phase II – Update 1 plans were submitted 1/8/21. MUD comments were provided to LJA on 2/23/21. No updated information has been received as of 5/13/21.
4. Pay Application Approval:
- a. Headwaters Phase 4 Sections 2-4 & 5.1
 - i. Pay App 9 in the amount of \$591,316.96 for paving and grading improvements, E&S controls, dry utilities, water and wastewater improvements.
 - b. Headwaters Phase 4 Sections 5-6
 - i. Pay App 8 in the amount of \$231,782.32 for paving and grading improvements, E&S controls, dry utilities, water and wastewater improvements.
 - c. Headwaters West Office
 - i. Pay App 6 in the amount of 192,628.17 for water line testing, retaining wall improvements, site improvements, water and drainage improvements.
5. Irrigation LUE Determinations
- a. SKYE Headwaters Senior Living Community
 - i. An irrigation LUE request was submitted on 9/7/2020 and MUD comments were provided on 10/26/2020. Updated irrigation LUE determination request was received on 3/25/21 and MUD review has been completed and comments were provided to Austin Civil Engineering on 3/31/21. No updated information has been received as of 5/13/21.
6. Domestic LUE Determinations
- i. None.
7. Bidding and Notice of Award
- i. None.



806 Tradesmens Park Loop
Hutto, TX 78634
Office: (512) 846-2600
Fax: (512) 846-1163

Pump Solutions, Inc.

Quote

2021-033EL

To:	David Allen	From:	Pump Solutions Inc.
Company:	Allen Engineering	Pages:	1
Phone:	O: (512) 637-0126 C: (512) 632-0121	Date:	4/30/2021
Re:	Barton Creek Headwaters E80-251/74XG -S SNA301500728 A301500729 Replacement		

David,

Please find below our quotation for the requested pump/part(s).

Description-Replacement Pump/Part(s)	Price Each	Quantity	Total
E 080-251/74XG -S (10.00hp, 460V) 210mm	\$ 7,462.28	1	\$ 7,462.28
50' Power Cable			
Version B Lifting Bail			
25' Chain and Shackle			
Total:			\$ 7,462.28

Lead time: 1-2 Weeks

Installation is not included.

Thank you for your consideration of the proposed equipment.

NOTES:

- (1) The price quoted is F.O.B. Jobsite.
- (2) Federal taxes, state taxes, or local taxes are NOT included.
- (3) Terms are Net 30 Days, Standard Terms and Conditions Apply
- (4) There is not piping, valves, rails, etc. that are not specifically mentioned.
- (5) This Quote is valid for 30 DAYS from the date on the quote.
- (6) Part will ship based on the longest lead time.

Sincerely,

Erica Ly
Applications Engineer
(512) 846-2600

WEST, DAVIS & COMPANY

A LIMITED LIABILITY PARTNERSHIP

May 12, 2021

Board of Directors
Headwaters Municipal Utility District of Hay County
c/o Tony Corbett
McLean & Howard, LLP
901 South MoPac, Suite 225
Austin, Texas 78746

We are pleased to confirm our understanding of the services we are to provide the Headwaters Municipal Utility District of Hays County (the “District”) in relation to its proposed Series 2021 Road Bond Issue. We will perform certain agreed procedures designed to test the accuracy of the costs proposed to be reimbursed to developers and issue our report thereon. The agreed procedures we will perform are summarized as follows:

1. We will inspect documentation supporting projects, amounts, and proof of payment for which reimbursement is requested.
2. We will inspect all invoices for non-construction costs from this bond issue.
3. We will calculate interest on amounts to be reimbursed based on financing agreements between the District and the Developer.
4. We will discuss our findings and forward a draft of our report to the District’s Attorney, Engineer, Financial Advisor, and Bookkeeper.
5. We will issue our report to the District. This report will include sufficient details and disclosures to serve the needs of the District.

Objective of Engagement

Because the above procedures do not constitute an examination made according to generally accepted auditing standards, the objective of our engagement is not the expression of an opinion on the schedules accompanying our report. Our report and accompanying schedules will conform to the requirements of the District. An agreed-upon procedures engagement is not designed to detect instances of fraud or noncompliance with laws or regulation; however, we will communicate to you any known and suspected fraud and noncompliance with laws or regulations affecting the reimbursable costs to be paid from the funds that come to our attention. Our report will detail any amount included in the schedules accompanying our report that we believe should be adjusted.

Management Responsibilities

You are responsible for the reimbursable costs to be paid from the bond funds and that they are in accordance with the requirements of the District. You are responsible for determining that such criteria and procedures are appropriate for your purposes. You are also responsible for, and agree to provide us with, a written assertion about the reimbursable costs to be paid from the bond funds. In addition, you are responsible for providing us with (1) access to all information of which you are aware that is relevant to the performance of the agreed-upon procedures on the subject matter, (2) additional information that we may request for the purpose of performing the agreed-upon procedures, and (3) unrestricted access to persons within the entity from whom we determine it necessary to obtain evidence relating to performing those procedures. We anticipate that your engineer will provide us with the Schedule of Costs and Developer Interest Calculation spreadsheets via active Excel files.

At the conclusion of our engagement, we will require certain written representations in the form of a representation letter from the Board that, among other things, will confirm management's responsibility for the reimbursable costs to be paid from the bond funds in accordance with the requirements of the District. You agree to assume all management responsibilities for any non-attest services we provide; oversee the services by designating an individual with suitable skill, knowledge, and/or experience; evaluate the adequacy and results of the services; and accept responsibility for them.

Engagement Administration, Fees, and Other

We expect to begin our engagement on approximately June 1, 2021 and to issue our report on the date the Board sets as the date it intends to make reimbursement to the developer and disburse funds in payment of related costs. Our fee for these services will be at our standard hourly rates plus out-of-pocket costs. Our standard hourly rates vary according to the degree of responsibility involved and the experience level of the personnel assigned to this engagement. Our invoice for these fees will be rendered upon completion of our work and is payable on presentation. If a significant delay occurs in the course of completing our work, that is not a result of our actions or inactions, we reserve the right to invoice for our fees on an interim basis. Such interim invoices are also payable on presentation.

We appreciate the opportunity to be of service to the District and believe this letter accurately summarizes the significant terms of our engagement. If you have any questions, please let us know. If you agree with the terms of our engagement as described in this letter, please sign the enclosed copy and return it to us.

Sincerely,



Bob West, CPA
Partner

RESPONSE:

This letter correctly sets forth the understanding of Headwaters Municipal Utility District of Hays County.

By:_____ Title:_____ Date:_____

CERTIFICATE FOR RESOLUTION

THE STATE OF TEXAS §

COUNTY OF HAYS §

I, the undersigned officer of the Board of Directors of Headwaters Municipal Utility District of Hays County hereby certify as follows:

1. The Board of Directors of Headwaters Municipal Utility District of Hays County convened in a regular meeting on June 20, 2021, and the roll was called of the duly constituted officers and members of the Board, to-wit:

Harvey Zinn, Jr.	President
Lisa Stephens	Vice President
Drax Marlow	Secretary
William Farrell	Treasurer
Brian Jacks	Assistant Secretary

and all of said persons were present except _____, thus constituting a quorum. Whereupon, among other business, the following was transacted at the meeting: a written

**RESOLUTION AUTHORIZING APPLICATION TO THE
TEXAS COMMISSION ON ENVIRONMENTAL QUALITY FOR
APPROVAL OF PROJECT AND BONDS**

was introduced for the consideration of the Board. It was then duly moved and seconded that the Resolution be adopted; and, after due discussion, the motion, carrying with it the adoption of the Resolution, prevailed and carried by the following vote:

Ayes: _____

Nays: _____

(2) That a true, full and correct copy of the aforesaid Resolution was adopted at the meeting described in the above and foregoing paragraph is attached to and follows this certificate; that the Resolution has been duly recorded in the Board's minutes of the meeting; that the persons named in the above and foregoing paragraph are the duly chosen, qualified and acting officers and members of the Board as indicated therein; that each of the officers and members of the Board was duly and sufficiently notified officially and personally, in advance, of the time, place and purpose of the aforesaid meeting, that the Resolution would be introduced and considered for adoption at the meeting, and each of the officers and members consented, in advance, to the holding of the meeting for such purpose; that the meeting was open to the public as required by law; and that public notice of the time, place and subject of the meeting was given as required by Chapter 551, Texas Government Code, and Section 49.063, Texas Water Code.

SIGNED AND SEALED on this _____ day of _____ 2021.

Secretary, Board of Directors

(SEAL)

RESOLUTION AUTHORIZING APPLICATION TO THE
TEXAS COMMISSION ON ENVIRONMENTAL QUALITY FOR
APPROVAL OF PROJECT AND BONDS

WHEREAS, Headwaters Municipal Utility District of Hays County (the “District”), situated in Hays County, Texas, is a conservation and reclamation district created by order of the Texas Commission on Environmental Quality (hereafter referred to as the “Commission”) dated August 8, 2007, as a municipal utility district pursuant to the provisions of Article XVI, Section 59 of the Texas Constitution, and the District operates under and is governed by Chapters 49 and 54, Texas Water Code, and Chapter 7951 of the Texas Special District Local Laws Code;

WHEREAS, Section 49.181, Texas Water Code, requires the District, when it desires to issue bonds, to submit in writing to the Texas Commission on Environmental Quality (the “Commission”) an application for investigation of the proposed project and of the issuance of the bonds to finance such project, together with a copy of the engineer’s report and data, profiles, maps, plans and specifications prepared in connection therewith;

WHEREAS, the Board of Directors desires to secure the approval and consent of Commission for the issuance of bonds to finance costs relating to the expansion of the District’s wastewater treatment and disposal facilities, as more completely described in the engineering report submitted in connection with this application (the “Project”); and

WHEREAS, the Board of Directors of the District now desires to proceed with issuance of the District’s unlimited tax bonds in the principal amount not to exceed \$4,720,000 (the “Bonds”) to fund costs of the Project and costs relating to issuance of the Bonds; Now, Therefore,

BE IT RESOLVED BY THE BOARD OF DIRECTORS OF HEADWATERS MUNICIPAL UTILITY DISTRICT OF HAYS COUNTY THAT:

Section 1: The President and Secretary of the Board of Directors are hereby authorized and directed as follows:

(1) To make application to the Texas Commission on Environmental Quality for an investigation and report on the feasibility of the Project described in the engineering report prepared by Jones-Heroy & Associates, Inc., in connection with this application; and

(2) To request the Texas Commission on Environmental Quality to approve the bonds of the District in the principal amount of not to exceed \$4,720,000, bearing interest at a net effective interest rate not to exceed the maximum legal limit in effect at the time of issuance of said bonds, and maturing serially in accordance with the schedule provided in the aforesaid engineering report.

Section 2: By this application, the District assures the Texas Commission on Environmental Quality that it will abide by all terms and conditions prescribed by the Commission and that it will retain the lawfully required percentage of all sums due all construction contractors on this project to assure that the project is completed in accordance with the approved plans and specifications.

Section 3: Jones-Heroy & Associates, Inc., is authorized and directed to prepare an engineering report in the form required by the Commission and to submit same to the Commission

in support of this application, together with a copy of the data, profiles, maps, plans, and specifications prepared in connection with such report.

Section 4: The President and Secretary of the Board of Directors, the District's engineer (Jones-Heroy & Associates, Inc.), the District's attorney (McLean & Howard, LLP), and the District's financial advisor (Specialized Public Finance, Inc.) are authorized and directed to do any and all things necessary and proper in connection with this application.

Section 5: A certified copy of this Resolution shall constitute an application and request on behalf of the District to the Texas Commission on Environmental Quality pursuant to Section 49.181, Texas Water Code, for approval of the Project and issuance of the Bonds.

Section 6: The Board of Directors hereby approves the payment of all filing fees to TCEQ in connection with the application and requests that are the subject of this Resolution.

PASSED AND APPROVED the ____ day of _____, 2021.

President, Board of Directors

ATTEST:

Secretary, Board of Directors
(SEAL)

WEST, DAVIS & COMPANY

A LIMITED LIABILITY PARTNERSHIP

May 12, 2021

Board of Directors
Headwaters Municipal Utility District of Hay County
c/o Tony Corbett
McLean & Howard, LLP
901 South MoPac, Suite 225
Austin, Texas 78746

We are pleased to confirm our understanding of the services we are to provide the Headwaters Municipal Utility District of Hays County (the “District”) in relation to its proposed Series 2021 Utility Bond Issue. We will perform certain agreed procedures designed to test the accuracy of the costs proposed to be reimbursed to developers and issue our report thereon. The agreed procedures we will perform are summarized as follows:

1. We will inspect all TCEQ Interoffice Memoranda, Orders and Rules of the Commission relative to the reimbursement request.
2. We will inspect documentation supporting projects, amounts, and proof of payment for which reimbursement is requested.
3. We will inspect all invoices for non-construction costs from this bond issue.
4. We will calculate interest on amounts to be reimbursed based on Rules of the Commission and financing agreements between the District and the Developer.
5. We will discuss our findings and forward a draft of our report to the District’s Attorney, Engineer, Financial Advisor, and Bookkeeper.
6. We will issue our report to the District. This report will include sufficient details and disclosures to serve the needs of the District and the Commission.

Objective of Engagement

Because the above procedures do not constitute an examination made according to generally accepted auditing standards, the objective of our engagement is not the expression of an opinion on the schedules accompanying our report. Our report and accompanying schedules will conform to the requirements of the Texas Commission on Environmental Quality. An agreed-upon procedures engagement is not designed to detect instances of fraud or noncompliance with laws or regulation; however, we will communicate to you any known and suspected fraud and noncompliance with laws or regulations affecting the reimbursable costs to be paid from the funds that come to our attention. Our report will detail any amount included in the schedules accompanying our report that we believe should be adjusted.

Management Responsibilities

You are responsible for the reimbursable costs to be paid from the bond funds and that they are in accordance with the requirements of the Commission. You are responsible for determining that such criteria and procedures are appropriate for your purposes. You are also responsible for, and agree to provide us with, a written assertion about the reimbursable costs to be paid from the bond funds. In addition, you are responsible for providing us with (1) access to all information of which you are aware that is relevant to the performance of the agreed-upon procedures on the subject matter, (2) additional information that we may request for the purpose of performing the agreed-upon procedures, and (3) unrestricted access to persons within the entity from whom we determine it necessary to obtain evidence relating to performing those procedures. We anticipate that your engineer will provide us with the Schedule of Costs and Developer Interest Calculation spreadsheets via active Excel files.

At the conclusion of our engagement, we will require certain written representations in the form of a representation letter from the Board that, among other things, will confirm management's responsibility for the reimbursable costs to be paid from the bond funds in accordance with the requirements of the Commission. You agree to assume all management responsibilities for any non-attest services we provide; oversee the services by designating an individual with suitable skill, knowledge, and/or experience; evaluate the adequacy and results of the services; and accept responsibility for them.

Engagement Administration, Fees, and Other

We expect to begin our engagement on approximately June 1, 2021 and to issue our report on the date the Board sets as the date it intends to make reimbursement to the developer and disburse funds in payment of related costs. Our fee for these services will be at our standard hourly rates plus out-of-pocket costs. Our standard hourly rates vary according to the degree of responsibility involved and the experience level of the personnel assigned to this engagement. Our invoice for these fees will be rendered upon completion of our work and is payable on presentation. If a significant delay occurs in the course of completing our work, that is not a result of our actions or inactions, we reserve the right to invoice for our fees on an interim basis. Such interim invoices are also payable on presentation.

We appreciate the opportunity to be of service to the District and believe this letter accurately summarizes the significant terms of our engagement. If you have any questions, please let us know. If you agree with the terms of our engagement as described in this letter, please sign the enclosed copy and return it to us.

Sincerely,



Bob West, CPA
Partner

RESPONSE:

This letter correctly sets forth the understanding of Headwaters Municipal Utility District of Hays County.

By:_____ Title:_____ Date:_____



MUNICIPAL ACCOUNTS
& CONSULTING, L.P.

Headwaters Municipal Utility District

Bookkeeper's Report

May 20, 2021

Cash Flow Report - Checking Account

As of May 20, 2021

Num	Name	Memo	Amount	Balance
BALANCE AS OF 04/16/2021				\$11,399.14
Receipts				
	Sweep from Compass		476,999.48	
	Interest Earned on Checking		44.06	
Total Receipts				477,043.54
Disbursements				
WIRE	First Citizens Bank	Transfer to Bookkeepers Account	(190,000.00)	
Total Disbursements				(190,000.00)
BALANCE AS OF 05/20/2021				\$298,442.68

Cash Flow Report - Bookkeepers Account

As of May 20, 2021

Num	Name	Memo	Amount	Balance
BALANCE AS OF 04/16/2021				\$12,636.38
Receipts				
	Interest Earned on Checking		32.95	
	Bank Fee Refunded		16.00	
	Transfer from Checking Account		190,000.00	
Total Receipts				190,048.95
Disbursements				
10464	Generator Field Services LLC	VOID: Quarterly Inspection	0.00	
10513	Drax Marlow	VOID: Fees of Office 04/15/2021	0.00	
10532	Tom Cribbs	Garbage Refund - Reissue	(351.49)	
10533	Generator Field Services LLC	Quarterly Inspection - Reissue	(1,382.00)	
10534	WC of Texas LLC	Garbage	(6,557.03)	
10535	Brian Jacks	Fees of Office 05/20/2021	(138.53)	
10536	Drax Marlow	Fees of Office 05/20/2021	(138.52)	
10537	Harvey Zinn, Jr	Fees of Office 05/20/2021	(138.53)	
10538	Lisa Stephens	Fees of Office 05/20/2021	(138.53)	
10539	William Farrell	Fees of Office 05/20/2021	(138.53)	
10540	AJ Management Inc.	Equipment Rental	(1,200.00)	
10541	Allen Engineering Group, Inc	Engineering Fees	(14,828.32)	
10542	Aqua-Tech Laboratories, Inc.	Lab Fees	(1,299.50)	
10543	AUC Group	WWTP Lease Payment	(14,980.00)	
10544	Austin Eco Systems, Inc.	Monthly Landscape Maintenance	(3,077.97)	
10545	Badger Meter Inc	Meter Subscription	(1,419.55)	
10546	Brenntag Southwest Inc	Chemicals	(843.44)	
10547	Crossroads Utility Services	Management & Operations	(14,924.27)	
10548	DSHS Central Lab MC2004	Lab Fees	(8.74)	
10549	Maxwebs Co	Website Fees	(100.00)	
10550	McLean & Howard L.L.P	Legal Fees	(2,898.18)	
10551	Municipal Accounts & Consulting	Bookkeeping Fees	(3,424.91)	
10552	Wastewater Transport Services	Sludge Removal	(7,092.50)	
10553	West Travis County Public Utility Agency	Wholesale Water Payment	(30,657.68)	
10554	West Travis County Public Utility Agency	Impact Fees	(73,668.00)	
ACH	LCRA	Raw Water	(1,475.58)	
ACH	Pedernales Electric Cooperative	Utilities	(1,974.26)	
Total Disbursements				(182,856.06)
BALANCE AS OF 05/20/2021				\$19,829.27

Cash Flow Report - Compass Lockbox Account

As of May 20, 2021

Num	Name	Memo	Amount	Balance
BALANCE AS OF 04/16/2021				\$320,685.41
Receipts				
	Accounts Receivable		147,237.05	
	Accounts Receivable		10,186.90	
	Interest Earned on Checking		0.42	
Total Receipts				157,424.37
Disbursements				
INT	Compass Bank	Bank Fee	(0.42)	
TRF	First Citizens Bank	Sweep to Checking	(476,999.48)	
Total Disbursements				(476,999.90)
BALANCE AS OF 05/20/2021				\$1,109.88

Cash Flow Report - Checking Account

As of May 20, 2021

Num	Name	Memo	Amount	Balance
BALANCE AS OF 04/16/2021				\$1,876.45
Receipts				
	Interest Earned on Checking		0.23	
Total Receipts				0.23
Disbursements				
	No Disbursements Activity		0.00	
Total Disbursements				0.00
BALANCE AS OF 05/20/2021				\$1,876.68

Account Balances

As of May 20, 2021

Financial Institution (Acct Number)	Issue Date	Maturity Date	Interest Rate	Account Balance	Notes
Fund: Operating					
Money Market Funds					
TEXPOOL (XXXX0005)	10/01/2018		0.01 %	362,283.09	
Checking Account(s)					
BBVA USA-CHECKING (XXXX2650)			0.01 %	1,109.88	Compass Lockbox
FIRST CITIZENS BANK-CKING (XXXX0821)			0.01 %	19,829.27	Bookkeepers
FIRST CITIZENS BANK-CKING (XXXX0848)			0.01 %	298,442.68	Cash In Bank
Totals for Operating Fund:				\$681,664.92	
Fund: Capital Projects					
Checking Account(s)					
FIRST CITIZENS BANK-CKING (XXXX4174)			0.01 %	1,876.68	Checking Account
Totals for Capital Projects Fund:				\$1,876.68	
Fund: Debt Service					
Money Market Funds					
TEXPOOL (XXXX0003)	11/15/2017		0.01 %	1,205,678.37	Roads
Totals for Debt Service Fund:				\$1,205,678.37	
Grand total for Headwaters Municipal Utility District:				\$1,889,219.97	

Actual vs. Budget Comparison

April 2021

		April 2021			January 2021 - April 2021			Annual
		Actual	Budget	Over/(Under)	Actual	Budget	Over/(Under)	Budget
Revenues								
14110	Water - Customer Service Revenue	33,431	27,023	6,408	74,295	64,706	9,589	332,803
14111	Water Base Rate	22,002	14,088	7,914	83,508	56,350	27,158	169,050
14150	Water Tap Fees	6,675	8,021	(1,346)	27,325	32,083	(4,758)	96,250
14170	Account Set Up Fees	360	438	(78)	1,470	1,750	(280)	5,250
14180	Transfer Fees	330	479	(149)	2,120	1,917	203	5,750
14190	Park Fee	9,000	10,938	(1,938)	36,750	43,750	(7,000)	131,250
14210	Sewer - Customer Service Fee	7,166	488	6,678	22,994	3,293	19,701	35,477
14211	Wastewater Base Rate	19,510	14,088	5,423	74,224	56,350	17,874	169,050
14220	Inspection Fees	0	417	(417)	500	1,667	(1,167)	5,000
14260	Wastewater Tap Fees	6,600	8,021	(1,421)	26,950	32,083	(5,133)	96,250
14310	Penalties & Interest	23	292	(268)	38	1,167	(1,129)	3,500
14320	Property Tax	10,438	14,000	(3,562)	279,741	448,680	(168,939)	490,275
14321	Property Tax - Rollback	4,091	0	4,091	10,796	0	10,796	0
14325	Property Tax Penalty	1,187	0	1,187	2,304	1,000	1,304	1,000
14330	Miscellaneous Income	16	4	12	16	17	(1)	50
14370	Interest Earned on Temp. Invest	5	72	(67)	31	200	(169)	250
14375	Interest Earned on Checking	77	2	75	182	5	177	30
Total Revenues		120,911	98,368	22,543	643,244	745,017	(101,773)	1,541,235
Expenditures								
16105	Management & Operations - CR	5,426	4,500	926	20,189	18,000	2,189	54,000
16106	Management & Operations - DA	11,000	5,500	5,500	28,700	22,000	6,700	66,000
16125	WTCPUA Volumetric Rate	9,773	7,655	2,118	28,123	19,383	8,740	135,683
16126	WTCPUA Base Rate	20,884	20,884	0	83,538	83,538	0	250,613
16127	LCRA Raw Water	1,929	1,833	96	6,633	7,333	(701)	22,000
16130	Maintenance & Repairs	2,288	4,167	(1,879)	32,949	16,667	16,282	50,000
16135	Reservation Fees	0	0	0	26,727	0	26,727	0
16140	Chemicals	843	1,000	(157)	3,359	4,000	(641)	12,000
16160	Utilities	1,974	2,083	(109)	7,789	8,333	(545)	25,000
16210	Inspection Expense	2,000	5,000	(3,000)	7,750	20,000	(12,250)	60,000
16235	Maintenance & Repairs - LS	7,307	4,983	2,324	20,035	19,933	101	59,800
16250	Lab Fees	0	1,400	(1,400)	3,612	5,600	(1,988)	16,800
16260	WWTP Sludge Removal	7,093	1,625	5,468	11,104	6,500	4,604	19,500
16312	Meter Subscription Fees	1,420	292	1,128	1,420	1,167	253	3,500
16315	Meter Fees	0	1,667	(1,667)	9,265	6,667	2,599	20,000
16320	Tax Assessor/Appraisal	0	0	0	7,708	4,430	3,278	4,500
16330	Legal Fees	1,360	4,583	(3,223)	4,685	18,333	(13,648)	55,000
16340	Auditing Fees	0	0	0	8,000	10,000	(2,000)	10,000
16350	Engineering Fees- MW	0	5,417	(5,417)	4,070	21,667	(17,597)	65,000
16360	Landscaping	2,741	6,417	(3,676)	11,518	25,667	(14,149)	77,000
16380	Permit Expense	0	0	0	3,000	1,500	1,500	1,500
16410	Garbage Expense	6,557	5,935	622	23,846	23,738	108	71,215
16430	Bookkeeping Fees	3,238	2,833	404	14,632	14,333	299	43,000
16455	SB622 Legal Notices & Other Pub	0	0	0	5,926	3,000	2,926	3,000
16460	Printing & Office Supplies	90	375	(285)	457	1,500	(1,043)	4,500
16470	Filing Fees	0	50	(50)	0	200	(200)	600
16480	Delivery Expense	114	208	(94)	223	833	(610)	2,500
16490	Bank Fees	0	125	(125)	35	500	(465)	1,500
16510	WWTP Lease Payments - PH1	9,730	9,015	715	38,920	36,060	2,860	108,180
16511	WWTP Lease Payments - PH2	5,250	5,250	0	21,000	21,000	0	63,000
16512	WWPT Lease Payments - PH 3	0	0	0	0	0	0	37,500
16520	Postage	53	25	28	149	100	49	300

Actual vs. Budget Comparison

April 2021

		April 2021			January 2021 - April 2021			Annual
		Actual	Budget	Over/(Under)	Actual	Budget	Over/(Under)	Budget
Expenditures								
16530	Insurance & Surety Bond	0	0	0	12,066	12,000	66	12,000
16540	Travel Expense	0	208	(208)	0	833	(833)	2,500
16560	Miscellaneous Expense	62	417	(354)	200	1,667	(1,467)	5,000
16600	Payroll Expenses	646	917	(271)	2,261	3,667	(1,406)	11,000
Total Expenditures		101,779	104,364	(2,586)	449,886	440,148	9,738	1,373,691
Excess Revenues (Expenditures)		\$19,132	(\$5,996)	\$25,128	\$193,358	\$304,869	(\$111,511)	\$167,544

Balance Sheet

As of April 30, 2021

Apr 30, 21

ASSETS

Current Assets

Checking/Savings

\$\$\$ '7 Uj\ Jb'6Ub_	488,443
\$\$\$ '6cc__YdYfg	9,476
\$\$\$ '7ca dUgg@cWVcl	1,110

Total Checking/Savings	499,029
------------------------	---------

Other Current Assets

\$\$\$ 'HJa Y8 YdcgJhg	330,608
\$\$\$ '5Wti bhgFWj UY	100,070
\$\$\$ 'A UjbHbUbW HU F YWj UY	26,039
\$\$\$ '8 i YZca '7D:	1,320
\$\$\$ '8 i Y: fca '8 G	31,675

Total Other Current Assets	489,712
----------------------------	---------

Total Current Assets	988,740
----------------------	---------

TOTAL ASSETS

988,740

LIABILITIES & EQUITY

Liabilities

Current Liabilities

Accounts Payable

\$\$\$ '5Wti bhgDUHUY	148,183
-----------------------	---------

Total Accounts Payable	148,183
------------------------	---------

Other Current Liabilities

\$\$\$ 'DUhfc''@UJ'JHYg	321
\$\$\$ '7i ghca Yf'A YHf'8 YdcgJhg	86,800
\$\$\$ '8 i Yhc'H79E	1,309
\$\$\$ 'I bWUJa YX'DfcdYfm	1,334
\$\$+, \$ '7ca a YfVJU F Yj JYk ': YW!C fnh'8 Yj	896
\$\$+, % 'G_nY'< YUXk UHfg! F Yj JYk ': YY	2,917
\$\$+, + ' < YUXk UHfg!5 dUfha Yohg! D\ &	(1,280)
\$\$\$ '8 YZYffYX' =bZck gA UjbHbUbW HU	26,039

Total Other Current Liabilities	118,336
---------------------------------	---------

Total Current Liabilities	266,519
---------------------------	---------

Total Liabilities	266,519
-------------------	---------

Equity

\$\$\$ 'I bU'cWYX: i bX'6UUbW	528,863
Net Income	193,358

Total Equity	722,222
--------------	---------

TOTAL LIABILITIES & EQUITY

988,740

Headwaters Municipal Utility District
District Debt Service Payments

04/01/2021 - 03/31/2022

Paying Agent	Series	Date Due	Date Paid	Principal	Interest	Total Due
Debt Service Payment Due 08/15/2021						
Bank of Texas	2017 - Road	08/15/2021		80,000.00	54,812.50	134,812.50
Bank of Texas	2018 - Road	08/15/2021		65,000.00	57,153.75	122,153.75
Bank of Texas	2020 - Road	08/15/2021		0.00	71,698.13	71,698.13
Bank of Texas	2020A - Road	08/15/2021		0.00	75,812.34	75,812.34
Total Due 08/15/2021				145,000.00	259,476.72	404,476.72
Debt Service Payment Due 02/15/2022						
Bank of Texas	2017 - Road	02/15/2022		0.00	53,812.50	53,812.50
Bank of Texas	2018 - Road	02/15/2022		0.00	56,016.25	56,016.25
Bank of Texas	2020 - Road	02/15/2022		0.00	71,698.13	71,698.13
Bank of Texas	2020A - Road	02/15/2022		0.00	52,284.38	52,284.38
Total Due 02/15/2022				0.00	233,811.26	233,811.26
District Total				\$145,000.00	\$493,287.98	\$638,287.98

**HEADWATERS MUD
TAX ANALYSIS FISCAL YEAR END 12/31/21**

PERCENTAGE	TAX YEARS 2020			TAX YEARS 2019			TOTAL DSF	TOTAL MAINT	TOTAL	ROLLBACK
	DSF	M&O	TOTAL	DSF	M&O	TOTAL				
	56%	44%	2020	44%	56%	2019				
PRIOR YEAR			1,082,713.33			-			1,082,713.33	
TAX LEVY 2020	352,213.02	281,770.41	633,983.43	0.00	0.00	-	352,213.02	281,770.41	633,983.43	
COLLECTIONS:										
JAN 2021										
TAXES	105,957.21	84,765.77	190,722.98	0.00	0.00	0.00	105,957.21	84,765.77	190,722.98	15,085.43
PENALTY	0.00	0.00	0.00	0.00	0.00	0.00	0.00	0.00	0.00	0.00
							105,957.21	84,765.77	190,722.98	15,085.43
FEB 2021										
TAXES	212,120.24	169,696.19	381,816.43	0.00	0.00	0.00	212,120.24	169,696.19	381,816.43	0.00
PENALTY	0.00	0.00	0.00	0.00	0.00	0.00	0.00	0.00	0.00	0.00
							212,120.24	169,696.19	381,816.43	0.00
MARCH 2021										
TAXES	18,551.32	14,841.05	33,392.37	0.00	0.00	0.00	18,551.32	14,841.05	33,392.37	0.00
PENALTY	1,397.12	1,117.70	2,514.82	0.00	0.00	0.00	1,397.12	1,117.70	2,514.82	0.00
							19,948.44	15,958.75	35,907.19	0.00
APRIL 2021										
TAXES	13,508.44	10,806.76	24,315.20	(295.04)	(368.80)	(663.84)	13,213.40	10,437.96	23,651.36	9,205.47
PENALTY	1,483.32	1,186.65	2,669.97	0.00	0.00	0.00	1,483.32	1,186.65	2,669.97	0.00
							14,696.72	11,624.61	26,321.33	9,205.47
MAY 2021										
TAXES	0.00	0.00	0.00	0.00	0.00	0.00	0.00	0.00	0.00	0.00
PENALTY	0.00	0.00	0.00	0.00	0.00	0.00	0.00	0.00	0.00	0.00
							0.00	0.00	0.00	0.00
JUNE 2021										
TAXES	0.00	0.00	0.00	0.00	0.00	0.00	0.00	0.00	0.00	0.00
PENALTY	0.00	0.00	0.00	0.00	0.00	0.00	0.00	0.00	0.00	0.00
							0.00	0.00	0.00	0.00
JULY 2021										
TAXES	0.00	0.00	0.00	0.00	0.00	0.00	0.00	0.00	0.00	0.00
PENALTY	0.00	0.00	0.00	0.00	0.00	0.00	0.00	0.00	0.00	0.00
							0.00	0.00	0.00	0.00
AUG 2021										
TAXES	0.00	0.00	0.00	0.00	0.00	0.00	0.00	0.00	0.00	0.00
PENALTY	0.00	0.00	0.00	0.00	0.00	0.00	0.00	0.00	0.00	0.00
							0.00	0.00	0.00	0.00
SEPT 2021										
TAXES	0.00	0.00	0.00	0.00	0.00	0.00	0.00	0.00	0.00	0.00
PENALTY	0.00	0.00	0.00	0.00	0.00	0.00	0.00	0.00	0.00	0.00
							0.00	0.00	0.00	0.00
OCT 2021										
TAXES	0.00	0.00	0.00	0.00	0.00	0.00	0.00	0.00	0.00	0.00
PENALTY	0.00	0.00	0.00	0.00	0.00	0.00	0.00	0.00	0.00	0.00
							0.00	0.00	0.00	0.00
NOV 2021										
TAXES	0.00	0.00	0.00	0.00	0.00	0.00	0.00	0.00	0.00	0.00
PENALTY	0.00	0.00	0.00	0.00	0.00	0.00	0.00	0.00	0.00	0.00
							0.00	0.00	0.00	0.00
DEC 2021										
TAXES	0.00	0.00	0.00	0.00	0.00	0.00	0.00	0.00	0.00	0.00
PENALTY	0.00	0.00	0.00	0.00	0.00	0.00	0.00	0.00	0.00	0.00
							0.00	0.00	0.00	0.00
TOTALS	353,017.65	282,414.12	635,431.77	(295.04)	(368.80)	(663.84)	352,722.61	282,045.32	634,767.93	24,290.90
TAXES	350,137.21	280,109.77	630,246.98	(295.04)	(368.80)	(663.84)	349,842.17	279,740.97	629,583.14	24,290.90
ROLLBACK							13,494.94	10,795.96	24,290.90	
PENALTY	2,880.44	2,304.35	5,184.79	0.00	0.00	0.00	2,880.44	2,304.35	5,184.79	0.00
TOTALS	353,017.65	282,414.12	635,431.77	(295.04)	(368.80)	(663.84)	366,217.55	292,841.28	659,058.83	24,290.90
ROLLBACK	562.56	450.04	1,012.60				562.56	450.04	1,012.60	
ADJUSTMENTS	29,909.99	23,927.99	53,837.98	(295.04)	(368.80)	(663.84)	29,614.95	23,559.19	53,174.14	
TAX									TOTAL TAX	
DUE @			95.58%						DUE	
4/30/2021	32,548.35	26,038.68	58,587.03	0.00	0.00	0.00	32,548.35	26,038.68	58,587.03	
TAX RATES	0.5000	0.4000	0.9000	0.4000	0.5000	0.9000				

Headwaters MUD - GOF Park Fees

Type	Date	Num	Memo	Amount
14400 - Revenues - Parks				
14190 - Park Fee				
General Journal	06/30/2017	RECAP	Billing Recap - Park ...	31,500.00
General Journal	07/31/2017	RECAP	Billing Recap - Park ...	0.00
General Journal	08/31/2017	RECAP	Billing Recap - Park ...	7,500.00
General Journal	09/30/2017	RECAP	Billing Recap - Park ...	1,500.00
General Journal	10/31/2017	RECAP	Billing Recap - Park ...	0.00
General Journal	11/30/2017	RECAP	Billing Recap - Park ...	6,750.00
General Journal	12/31/2017	RECAP	Billing Recap - Park ...	750.00
General Journal	01/31/2018	RECAP	Billing Recap - Park ...	2,250.00
General Journal	02/28/2018	RECAP	Billing Recap - Park ...	10,500.00
General Journal	03/31/2018	RECAP	Billing Recap - Park ...	3,000.00
General Journal	04/30/2018	RECAP	Billing Recap - Park ...	5,250.00
General Journal	05/31/2018	RECAP	Billing Recap - Park ...	3,000.00
General Journal	06/30/2018	RECAP	Billing Recap - Park ...	5,250.00
General Journal	07/31/2018	RECAP	Billing Recap - Park ...	750.00
General Journal	08/31/2018	RECAP	Billing Recap - Park ...	5,250.00
General Journal	09/30/2018	RECAP	Billing Recap - Park ...	1,500.00
General Journal	10/31/2018	RECAP	Billing Recap - Park ...	4,500.00
General Journal	11/30/2018	RECAP	Billing Recap - Park ...	0.00
General Journal	12/31/2018	RECAP	Billing Recap - Park ...	6,000.00
General Journal	01/31/2019	RECAP	Billing Recap - Park ...	0.00
General Journal	02/28/2019	RECAP	Billing Recap - Park ...	0.00
General Journal	03/31/2019	RECAP	Billing Recap - Park ...	11,250.00
General Journal	04/30/2019	RECAP	Billing Recap - Park ...	750.00
General Journal	05/31/2019	RECAP	Billing Recap - Park ...	1,500.00
General Journal	06/30/2019	RECAP	Billing Recap - Park ...	1,500.00
General Journal	07/31/2019	RECAP	Billing Recap - Park ...	141,000.00
General Journal	08/31/2019	RECAP	Billing Recap - Park ...	2,250.00
General Journal	09/30/2019	RECAP	Billing Recap - Park ...	12,750.00
General Journal	09/30/2019	RECAP	Billing Recap - Park ...	-270.00
General Journal	10/31/2019	RECAP	Billing Recap - Park ...	750.00
General Journal	11/30/2019	RECAP	Billing Recap - Park ...	2,250.00
General Journal	12/31/2019	RECAP	Billing Recap - Park ...	5,250.00
General Journal	01/31/2020	RECAP	Billing Recap - Park ...	0.00
General Journal	02/29/2020	RECAP	Billing Recap - Park ...	14,250.00
General Journal	03/31/2020	RECAP	Billing Recap - Park ...	3,000.00
General Journal	04/30/2020	RECAP	Billing Recap - Park ...	0.00
General Journal	05/31/2020	RECAP	Billing Recap - Park ...	20,250.00
General Journal	06/30/2020	RECAP	Billing Recap - Park ...	15,750.00
General Journal	07/31/2020	RECAP	Billing Recap - Park ...	6,000.00
General Journal	08/31/2020	RECAP	Billing Recap - Park ...	18,000.00
General Journal	09/30/2020	RECAP	Billing Recap - Park ...	15,750.00
General Journal	10/31/2020	RECAP	Billing Recap - Park ...	0.00
General Journal	11/30/2020	RECAP	Billing Recap - Park ...	28,500.00
General Journal	12/31/2020	RECAP	Billing Recap - Park ...	9,750.00
General Journal	01/31/2021	RECAP	Billing Recap - Park ...	6,750.00
General Journal	02/28/2021	RECAP	Billing Recap - Park ...	0.00
General Journal	03/31/2021	RECAP	Billing Recap - Park ...	21,000.00
General Journal	04/30/2021	RECAP	Billing Recap - Park ...	9,000.00
Total 14190 - Park Fee				442,230.00
Total 14400 - Revenues - Parks				442,230.00
TOTAL				442,230.00

Headwaters MUD
Capital Projects Fund Breakdown
5/20/2021

Net Proceeds for All Bond Issues

Receipts

Series 2020 - Bond Proceeds	4,500,000.00
Series 2020 - Interest Earnings	22.89
Series 2020A - Bond Proceeds	3,740,000.00
Series 2020A - Interest Earnings	-

Disbursements

Series 2020 - Disbursements (Attached)	(4,498,146.21)
Series 2020A - Disbursements (Attached)	(3,740,000.00)
Total Cash Balance	1,876.68

Balances by Account


Checking - First Citizens	\$1,876.68
Series 2020 Road Bonds - TexPool	\$0.00
Series 2020A Road Bonds - TexPool	\$0.00
Total Cash Balance	\$1,876.68

Balances by Bond Series

Series 2020 - Bond Proceeds	1,876.68
Series 2020A - Bond Proceeds	0.00
Total Cash Balance	\$1,876.68

Remaining Costs/Surplus By Bond Series

Series 2020 - Remaining Costs	-
Series 2020A - Remaining Costs	-
Total Amount in Remaining Costs	-
Series 2020 - Surplus & Interest	1,876.68
Series 2020A - Surplus & Interest	(0.00)
Total Surplus & Interest Balance	1,876.68
Total Remaining Costs/Surplus	\$1,876.68



MUNICIPAL ACCOUNTS
& CONSULTING, L.P.

Headwaters Municipal Utility District Quarterly Investment Inventory Report Period Ending March 31, 2021

BOARD OF DIRECTORS
Headwaters Municipal
Utility District

Attached is the Quarterly Investment Inventory Report for the
Period ending March 31, 2021.

This report and the District's investment portfolio are in compliance with the
investment strategies expressed in the District's investment policy, and the
Public Funds Investment Act.

I, hereby certify that, pursuant to Senate Bill 253 and in connection with the
preparation of the investment report, I have reviewed the divestment lists
prepared and maintained by the Texas Comptroller of Public Accounts, and the
District does not own direct or indirect holdings in any companies identified on such lists.

Mark M. Burton
(Investment Officer)

Ghia Lewis
(Investment Officer)

COMPLIANCE TRAINING

HB 675 states the Investment Officer must attend at least one training seminar for (6) six hours
Within twelve months of taking office and requires at least (4) four hours training within each (2)
two year period thereafter.

INVESTMENT OFFICERS
Mark M. Burton

CURRENT TRAINING
November 5, 2011 (Texpool Academy 10 Hours)
November 5, 2013 (Texpool Academy 10 Hours)
November 27, 2015 (Texpool Academy 10 Hours)
December 26, 2017 (Texpool Academy 10 Hours)
January 9, 2020 (TexPool Academy 12 Hours)

Ghia Lewis
October 25, 2011 (Texpool Academy 10 Hours)
November 7, 2013 (Texpool Academy 10 Hours)
November 5, 2015 (Texpool Academy 10 Hours)
November 6, 2017 (Texpool Academy 10 Hours)
November 5, 2019 (Texpool Academy 10 Hours)

Headwaters Municipal Utility District
Summary of Money Market Funds
01/01/2021 - 03/31/2021

Fund: Operating						
Financial Institution: TEXPOOL						
Account Number: XXXX0005		Date Opened: 10/01/2018	Current Interest Rate: 0.02%			
Date	Description	Begin Balance	Cash Added	Cash Withdrawn	Int. Earned	End Balance
01/01/2021		47,723.97				
01/21/2021	TAX TRANSFER		275,440.47			
01/31/2021					8.63	
02/28/2021					10.63	
03/18/2021	TAX TRANSFER		206,819.08			
03/18/2021	TRF TO DSF			(1,406.25)		
03/18/2021	TRF FROM CHECKING					
03/19/2021	TRF TO BK		160,000.00			
03/19/2021				(30,000.00)		
03/19/2021	TRF TO BK			(32,000.00)		
03/31/2021					7.35	
Totals for Account XXXX0005:		\$47,723.97	\$642,259.55	(\$63,406.25)	\$26.61	\$626,603.88
Totals for Operating Fund:		\$47,723.97	\$642,259.55	(\$63,406.25)	\$26.61	\$626,603.88

15

Methods Used For Reporting Market Values		
Certificates of Deposits:	Price Value Plus Accrued Interest	
Securities/Direct Government Obligations:	Market Value Quoted by the Seller of the Security and Confirmed in Writing	
Public Fund Investment Pool/AIM Accounts:	Balance = Book Value = Current Market	

Headwaters Municipal Utility District
Summary of Money Market Funds
01/01/2021 - 03/31/2021

Fund: Debt Service				Financial Institution: TEXPOOL			
Account Number: XXXX0001				Account Number: XXXX0003			
Date Opened: 12/18/2018				Date Opened: 11/15/2017			
Current Interest Rate: 0.02%				Current Interest Rate: 0.02%			
Date	Description	Begin Balance	Cash Added	Cash Withdrawn	Int. Earned	End Balance	
01/01/2021		495,793.38					
01/21/2021	TRF TO GOF			(275,440.47)			
01/21/2021	TRF TO DSF			(220,352.91)			
01/31/2021					15.58		
01/31/2021	TAX 01/21 DIT		205,808.41				
02/28/2021					4.17		
02/28/2021	TAX 02/21 DIT		381,816.43				
03/18/2021	TRF TO GOF			(206,819.08)			
03/18/2021	TRF TO DSF			(380,825.51)			
03/31/2021					1.60		
Totals for Account XXXX0001:		\$495,793.38	\$587,624.84	(\$1,083,437.97)	\$21.35	\$1.60	
Account Number: XXXX0003				Account Number: XXXX0003			
Date Opened: 11/15/2017				Date Opened: 11/15/2017			
Current Interest Rate: 0.02%				Current Interest Rate: 0.02%			
Date	Description	Begin Balance	Cash Added	Cash Withdrawn	Int. Earned	End Balance	
01/01/2021		767,995.74					
01/21/2021	TAX TRANSFER		220,352.91				
01/31/2021					56.00		
02/12/2021	BOND PAYMENT BOT			(204,377.17)			
02/12/2021	PAF BOT SERIES 2017ROAD			(200.00)			
02/12/2021	PAF BOT SERIES 2018ROAD			(200.00)			
02/28/2021					29.10		
03/18/2021	TAX TRANSFER		380,825.51				
03/18/2021	TRF FROM GOF		1,406.25				
03/31/2021					15.93		
Totals for Account XXXX0003:		\$767,995.74	\$602,584.67	(\$204,777.17)	\$101.03	\$1,165,904.27	
Totals for Debt Service Fund:		\$1,263,789.12	\$1,190,209.51	(\$1,288,215.14)	\$122.38	\$1,165,905.87	

Methods Used For Reporting Market Values

Certificates of Deposits:	Price Value Plus Accrued Interest
Securities/Direct Government Obligations:	Market Value Quoted by the Seller of the Security and Confirmed in Writing
Public Fund Investment Pool/ABM Accounts:	Balance = Book Value = Current Market

Headwaters Municipal Utility District
Summary of Certificates of Deposit with Money Market
01/01/2021 - 03/31/2021

Financial Institution	Investment Number	Issue Date	Maturity Date	Beginning Balance	Principal From Cash	Principal From Investment	Principal Withdrawn	Principal Reinvested	Ending Balance	Interest Rate	Beg. Acc. Interest	Interest Earned	Interest Reinvested	Interest Withdrawn	Accrued Interest
Fund: Debt Service															
				Totals for Debt Service Fund:											
					0.00	0.00	0.00	0.00	0.00	N/A	0.00	0.00	0.00	0.00	\$0.00
				Beginning Balance:											
				Plus Principal From Cash:											
				Less Principal Withdrawn:											
				Plus Interest Reinvested:											
				Fixed Balance:											
				MM Balance:											
				Total Balance:											
								Interest Earned:							
								Less Beg Accrued Interest:	\$0.00						
								Plus End Accrued Interest:	\$0.00						
								Fixed Interest Earned:	\$0.00						
								MM Interest Earned:	\$122.38						
								Total Interest Earned:	\$122.38						
				Totals for District:	0.00	0.00	0.00	0.00	0.00	N/A	0.00	0.00	0.00	0.00	\$0.00

Headwaters Municipal Utility District
Detail of Pledged Securities
01/01/2021 - 03/31/2021

Financial Institution: BBVA USA-PREMIER															
Security: FHLMC		Par Value:		2,475,000.00	Maturity Date:		02/01/2043	Pledged:		03/30/2021	Released:		Amount Released:		
CUSIP: 31326FGD4		Date		Value	Date		Value	Date		Value	Date		Value		
		03/31/2021		154,688.72											

Methods Used For Reporting Market Values

Certificates of Deposit:	Face Value Plus Accrued Interest
Securities/Direct Government Obligations:	Market Value Quoted by the Seller of the Security and Confirmed in Writing
Public Fund Investment Pool/MM Accounts:	Balance = Book Value = Current Market

ENTERED

AJ MANAGEMENT INC
111 RONAY DR S
SPICEWOOD, TX 78669
512-589-2799

Invoice No. 2017

INVOICE

Customer

Name Headwaters MUD of Hays County
Address 6500 River Place Blvd., Bldg. 4, Suite 4
City Austin State TX ZIP 78730
Phone

Misc

Date 3/22/2021
Order No.
Rep
FOB

Qty	Description	Unit Price	TOTAL
1	Equipment rental to dewater effluent storage tank at Headwaters WWTP	\$ 175.00	\$ 175.00
1	Pump and hoses		
	Weekend labor rate	\$ 1,025.00	\$ 1,025.00
		SubTotal	\$ 1,200.00
		Shipping	
		TOTAL	\$ 1,200.00

Payment Check

Comments
Name
CC #
Expires

Tax Rate(s)

ALLEN ENGINEERING GROUP, INC.
1101 S. Capital of Texas Hwy Bldg. D110 . . . West Lake Hills, TX 78746 . . . (512) 637-0126

ENTERED

INVOICE

Date: 4/5/2021

Invoice No.: 4808

To: Headwaters MUD of Hays County
c/o Municipal Accounts & Consulting, L.P.
6500 River Place Blvd.
Bldg. 4, Suite 104
Austin, TX 78730

Authorization: Signed Contract

Project: HW WWTP
Operations
Electrical Repairs

Remit to: Allen Engineering Group, Inc.

EIN: 43-2058454

Billing Period March 2021

Task

Contractor Precise Industrial Controls

19-Feb Replaced power supply.	\$687.74	\$790.90
3-Mar Replaced overlay on blower control panels	\$643.08	\$739.54
1-Apr Replace backup power supply drip irrigation control panel.	\$464.74	\$534.45

TOTAL AMOUNT DUE

\$2,064.89

THANK YOU

David Allen

IF YOU HAVE ANY QUESTIONS CONCERNING YOUR BILLING, PLEASE CALL US AT (512) 637-0126

Phone # 512-626-4603

DATE	INVOICE #
2/19/2021	32102

DUE DATE	P.O. NUMBER
3/21/2021	

Blower #1 power supply repair

Subtotal	687.74
0% Tax	0.00
Total	687.74
Balance Due	687.74

Phone # 512-626-4603

DATE	INVOICE #
3/3/2021	32103

BILL TO

Allen Engineering Group, Inc

DUE DATE	P.O. NUMBER
4/2/2021	

[illegible]

covers for blower controls

Subtotal	643.08
8% Tax	0.00
Total	643.08
Balance Due	643.08

Phone # 512-626-4603

DATE	INVOICE #
4/1/2021	32104

BILL TO

Allen Engineering Group, Inc

DUE DATE	P.O. NUMBER
5/1/2021	

[illegible]

UPS replacement

Subtotal	464.74
8% Tax	0.00
Total	464.74
Balance Due	464.74

ENTERED

ALLEN ENGINEERING GROUP, INC.

1101 S. Capital of Texas Hwy Bldg. D110 . . . West Lake Hills, TX 78746 . . . (512) 637-0126

INVOICE

Date: 4/5/2021

Invoice No.: 4801 R1

To: Headwaters MUD of Hays County
c/o Municipal Accounts & Consulting, L.P.
6500 River Place Blvd.
Bldg. 4, Suite 104
Austin, TX 78730

Authorization: Signed Contract

Project: HW WWTP
Operations

Remit to: Allen Engineering Group, Inc.

EIN: 43-2058454

Billing Period March 2021

Task		
Routine Operations		\$5,500.00
Reimbursable		
3/20/2021 Home Depot Fittings	\$16.81	\$19.33
3/31/2021 ACT Fittings	\$55.88	\$64.26
Air Filters	\$373.77	\$429.84

TOTAL AMOUNT DUE

\$6,013.43

THANK YOU

David Allen

IF YOU HAVE ANY QUESTIONS CONCERNING YOUR BILLING, PLEASE CALL US AT (512) 637-0126



P.O. Box 561707
Dallas, Texas 75356

Phone : (214) 879-1010

Fax : (214) 879-1011

Invoice

E12-0120

Date: 4/6/2021

No.: 0114595-IN

Due Date: 4/6/2021

Page 1 of 1

SOLD TO:
Allen Engineering Group, Inc.
ATTN: ACCTS PAYABLE
1101 S. Cap of TX Hwy
BLDG #D110
West Lake Hills, TX 78746

SHIP TO/ REMARKS:
Allen Engineering Group, Inc.
1101 S. Cap of TX Hwy
BLDG #D110
West Lake Hills, TX 78746

Lic# TACLB19387C

REFERENCE:

VIA	Terms	EX WORKS	YOUR #	OUR #	REP
UPS	Credit Card			S051629	1000

Description/
Number

Ordered
Measure

Shipped
Backordered

PRICE

AMOUNT

Air Mac, Inc.

8901 Directors Row
Dallas, TX 75247
2148791010

<http://www.airmac.com/>

Cashier: Marla L.
06-Apr-2021 2:25:11P

Transaction 000094

1 Custom Item

\$373.77

Total

\$373.77

CREDIT CARD SALE
VISA 8599

\$373.77

06-Apr-2021 2:25:43P

\$373.77 | Method: KEYED

VISA XXXXXXXXXXXX8599

MANUALLY ENTERED

Reference ID: 109600000095

Auth ID: 06288G

MID: *****4882

AthNtwkNm: VISA

SIGNATURE VERIFIED

Order 1MPZHDTD1JFPJ
Payment 7TYWW1QHDXMQR

Clover Privacy Policy
<https://clover.com/privacy>

**or your business!
ur service and rental**

UPS1ZE770420371779493

GE FILTERS IN BLOWERS -

		0.00		
8, DF4506, DF4509)	2.00	2.00	166.91	333.82
	EACH	0.00		
	1.00	1.00	22.21	22.21
	EACH	0.00		

Sub-Total: 356.03

Tax: 0.00

Shipping & Handling: 17.74

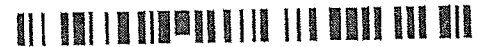
Total: 373.77

Less Deposit: 373.77

Net to Pay: 0.00

**PIPE & SUPPLY**

ACT PIPE AND SUPPLY, INC
1400 GRAND AVE PKWY N
PFLUGERVILLE, TX 78660
Phone 512-252-7030
Fax 512-252-7026

**Acknowledgement**

ORDER DATE	ORDER NUMBER
03/31/2021	S100650348.001
ACT PIPE AND SUPPLY, INC 1400 GRAND AVE PKWY N PFLUGERVILLE, TX 78660 Phone 512-252-7030 Fax 512-252-7026	
PAGE NO. 1 of 1	

SOLD TO:

SHIP TO:

DAVID ALLEN
716 S 7TH STREET
NEDERLAND, TX 77627

DAVID ALLEN
716 S 7TH STREET
NEDERLAND, TX 77627

CUSTOMER NUMBER	CUSTOMER PO NUMBER	JOB NAME / RELEASE NUMBER	SALESPERSON
86965			JON BROUSSARD
WRITER	SHIP VIA	TERMS	SHIP DATE
Thomas Diaz	PICK UP	Cash on Delivery	03/31/2021
ORDER QTY	DESCRIPTION	UNIT PRICE	EXT PRICE
2ea	854-030 3" SCH80 VANSTONE FLG SOC CL150	13.580/ea	27.16
1ea	801-030 3" SCH80 TEE SOC	15.060/ea	15.06
2ea	61170009NL 1-1/2" BRASS SQ HD CORED PLUG **NO LEAD**	6.830/ea	13.66
	Amount Paid Today	-60.49	
	Credit Card Information		
	Card Type: Visa		
	Merchant ID: ACT Pipe & Supply		
	Card Number: XXXXXXXXXXXX8599		
	Card Holder: DAVID ALLEN		
	Charge Amount: \$60.49		
	Response: /		
	Auth Code: 08446G		
	Time/Date: 12:36pm 03/31/2021		
	Approved		
	2021/03/31 12:36:33 PM S100650348.1		
	<i>D. Allen</i>		
	DAVID		
	ORDER SUMMARY		
	Total Sales for Order 60.49		
	Payments to Date -60.49		
	Balance 0.00		
	03/31/21 60.49 Credit Card XXXXXXXXXXXX8599		
Customer acknowledges all materials arrived to the requested location in good condition, without defects, and assumes all responsibility for damages to such materials that may occur during or after the offloading of same.		Subtotal	55.88
		S&H Charges	0.00
		Tax	4.61
		Amount Due	0.00



How doers
get more done.

260 EAST HIGHWAY 290
DRIPPING SPRINGS, TX 78620 512-858-5041

8995 0004 07759 03/20/21 10:07 AM
SALE CASHIER RALPH

754826200501 PVC40 PE PIPE -A-	
1"X 10' PVC40 PE PIPE	
304.37	13.11
611942637612 1 PVC CPLG -A-	
1" PVC COUPLING SKS	
300.62	1.36
049081131734 1" M ADAPTER -A-	0.82
1" PVC MALE ADAPTER SKMPT	
049081140267 1 PVC EL 45 -A-	1.02
1" PVC EL 45D SKS	

SUBTOTAL	16.81
SALES TAX	1.39
TOTAL	\$18.20

XXXXXXXXXXXX8599 VISA

USD\$ 18.20

AUTH CODE 05101G/3043466

TA

Chip Read

AID A0000000031010

CHASE VISA

P.O.#/JOB NAME: HW

8995 03/20/21 10:07 AM



8995-04 07759 03/20/2021 8345

RETURN POLICY DEFINITIONS

POLICY ID	DAYS	POLICY EXPIRES ON
A	1	90 06/18/2021

DID WE NAIL IT?

Take a short survey for a chance to WIN
A \$5,000 HOME DEPOT GIFT CARD

Opine en español

www.homedepot.com/survey

User ID: W53 24802 15811

PASSWORD: 21170 15807

Entries must be completed within 14 days
of purchase. Entrants must be 18 or
older to enter. See complete rules on
website. No purchase necessary.

ALLEN ENGINEERING GROUP, INC.
1101 S. Capital of Texas Hwy Bldg. D110 . . . West Lake Hills, TX 78746 . . . (512) 637-0126

ENTERED

INVOICE

Date: 5/3/2021

Invoice No.: 4851

To: Headwaters MUD of Hays County
c/o Municipal Accounts & Consulting, L.P.
6500 River Place Blvd.
Bldg. 4, Suite 104
Austin, TX 78730

Authorization: Signed Contract

Project: HW WWTP
Operations

Remit to: Allen Engineering Group, Inc.

EIN: 43-2058454

Billing Period April 2021

Task		
Routine Operations		\$5,500.00
WWTP Repairs		
4/1/2021 Meet WWTS for tank pump out.	4.00	\$500.00
4/5/2021 Meet Five Star for filter repairs	3.00	\$375.00
28-Apr Troubleshoot effluent pumps	3.00	\$375.00

TOTAL AMOUNT DUE

\$6,750.00

THANK YOU

David Allen

IF YOU HAVE ANY QUESTIONS CONCERNING YOUR BILLING, PLEASE CALL US AT (512) 637-0126



635 Phil Gramm Blvd., Bryan TX 77807
P: (979)778-3707, F: (979)778-3193
email: accounting@aqua-techlabs.com

Invoice

Invoice Number: 50947
Invoice Date: 4/18/2021

Bill To:	Comments:
Headwaters Municipal Utility District Municipal Accounts & Consulting, L.P. 6500 River Place Blvd Bldg 4, Suite 104 Austin, TX 78730	March 2021 Analysis Headwaters

Customer ID	Customer PO	Payment Terms	Due Date	Discount
Headwaters Municipal Utility ...	*	NET 30 Days	5/18/2021	

Quantity	Item ID & Matrix	Description (see key below)	Unit Price	Amount
1	A BOD NP	Biochemical Oxygen Demand Probe SM 5210 B [NEL]	25.00	25.00
14	A E. Coli by MPN NP	E. Coli by MPN SM 9223B [NEL]	42.25	591.50
1	A TSS NP	Total Suspended Solids Grav SM 2540 D [NEL]	20.00	20.00
1	NH3N NP	Ammonia Nitrogen AUTO SM 4500 G [NEL]	24.25	24.25
1	NO3N NO2N NP	Combined Nitrate + Nitrite as N RFA SM4500 NO3 F [NEL]	24.25	24.25
1	P NP ICP	Phosphorous ICP EPA 200.7 [NEL]	28.00	28.00
1	TKN NP	Total Kjeldahl Nitrogen as N RFA EPA 351.2 [NEL]	32.00	32.00
5	A Sample Fee	Sample Fee - Tuesday	41.00	205.00
5	A Fuel Fee	Truck & Fuel Costs - Tuesday	11.00	55.00
9	A Sample Fee	Sample Fee - Wednesday & Thursday	21.50	193.50
9	A Fuel Fee	Truck & Fuel Costs - Wednesday & Thursday	9.00	81.00

Due to the increase in operational costs, Aqua-Tech Laboratories will be implementing a slight price increase. The new price list will be effective March 1, 2021. Aqua-Tech values you as a customer and encourages you to speak with accounting staff at 979-778-3707 ext. 4 or accounting@aqua-techlabs.com if you have questions.

Location: A-Austin Laboratory Parameter (all others through Bryan Laboratory)

Matrix Codes: NP-Non Potable Water, DW-Drinking Water, SL-Solid

NEL-NELAC Accredited, SUB-Subcontracted, INF-Informational (not certified)

DWP-Accredited through the TCEQ DW Commercial Lab Approval Program

ANR-Accreditation Not Required

Empty sample containers, which may contain site references, will be bagged and disposed via municipal waste collection.

*Go paperless! If you prefer to have your invoices e-mailed, please send a request to accounting@aqua-techlabs.com and we will make the change for you.
Thank you for your business!*

Total Invoice Amount	\$1,279.50
Payments/Credits Applied	\$0.00
TOTAL	\$1,279.50

ENTERED



635 Phil Gramm Blvd., Bryan TX 77807
P: (979)778-3707, F: (979)778-3193
email: accounting@aqua-techlabs.com

Invoice

Invoice Number: 51059
Invoice Date: 4/19/2021

Bill To:	Comments:
Headwaters at Barton Creek MUD Crossroads Utility Service 2601 Forest Creek Dr. ROUND ROCK, TX 78665-1232	March 2021 Analysis

Customer ID	Customer PO	Payment Terms	Due Date	Discount
Headwaters at Barton Creek ...	*	NET 30 Days	5/19/2021	

Quantity	Item ID & Matrix	Description (see key below)	Unit Price	Amount
1	A Total Coliform DW	Total Coliform SM 9223 [NEL]	20.00	20.00

Due to the increase in operational costs, Aqua-Tech Laboratories will be implementing a slight price increase. The new price list will be effective March 1, 2021. Aqua-Tech values you as a customer and encourages you to speak with accounting staff at 979-778-3707 ext. 4 or accounting@aqua-techlabs.com if you have questions.

Location: A-Austin Laboratory Parameter (all others through Bryan Laboratory)

Matrix Codes: NP-Non Potable Water, DW-Drinking Water, SL-Solid

NEL-NELAC Accredited, SUB-Subcontracted, INF-Informational (not certified)

DWP-Accredited through the TCEQ DW Commercial Lab Approval Program

ANR-Accreditation Not Required

Empty sample containers, which may contain site references, will be bagged and disposed via municipal waste collection.

Total Invoice Amount	\$20.00
Payments/Credits Applied	\$0.00
TOTAL	\$20.00

Go paperless! If you prefer to have your invoices e-mailed, please send a request to accounting@aqua-techlabs.com and we will make the change for you.
Thank you for your business!



INVOICE

Date 05/01/2021 Invoice No. CD99002692

Headwaters MUD of Hays County
c/o Municipal Accts & Consulting LP
6500 River Place Blvd Bldg4 Ste104
Austin, TX 78730

Description	Amount
Reference: Headwaters at Barton Creek	
Monthly Lease Invoice - June 2021	\$9,730.00
BALANCE DUE	\$9,730.00



INVOICE

Date
05/01/2021

Invoice No.
CD99002690

Headwaters MUD of Hays County
c/o Municipal Accts & Consulting LP
6500 River Place Blvd Bldg4 Ste104
Austin, TX 78730

Description	Amount
Reference: Headwaters II MUD of Hays County	
Monthly Lease Invoice - June 2021	\$5,250.00
BALANCE DUE	\$5,250.00

ENTERED

Invoice

Austin Eco Systems, Inc.
dba ECOSystems Landscape Services
PO Box 143925
Austin, TX 78714-3925
USA
Telephone: (512)977-0052

Invoice No.	55079
Customer No.	HW-MUD

Bill To

Headwaters MUD of Hays County
% Municipal Accounts & Consulting, LP.
6500 River Place Blvd, Bldg 4 Ste 104
Austin, Texas 78730

Ship To

Headwaters MUD of Hays County
708 Headwaters Blvd
Dripping Springs, Texas 78620

Contact: Patrick Corona
Telephone: 512-829-0686
E-mail: tkolmodin@municipalaccounts.com

Contact:
Telephone:
E-mail: tkolmodin@municipalaccounts.com

Invoice Date	Order Date	SO Number	Ordered By	Customer PO Number	Payment Method
04/13/2021	04/13/2021				Due Upon Receipt
Warehouse	Ship Via	E.O.B.	Salesperson	Resale Number	
MAINT			Mike K.		
Order Quantity	Ship Quantity	Tax	Item Number / Description	Unit Price	Extended Price
1	1	N	IRRI-REP Fixed 2-1" stuck valves at the entrance. Replaced 2 rotors, 6 swing joints and repaired a line break. Materials-\$187.33 Labor-\$150.00	337.33	337.33

Print Date	04/14/2021
Print Time	02:57:29 PM
Page No.	1

Total Paid	0.00
Balance Due	337.33
Due Date	04/13/2021

Subtotal	337.33
Freight	0.00
Invoice Total	337.33

Printed By: Susan Burns

ENTERED

Invoice

Austin Eco Systems, Inc.
dba ECOSystems Landscape Services
PO Box 143925
Austin, TX 78714-3925
USA
Telephone: (512)977-0052

Invoice No.	55195
Customer No.	HW-MUD

Bill To

Headwaters MUD of Hays County
% Municipal Accounts & Consulting, LP.
6500 River Place Blvd, Ste 104
Austin, Texas 78730

Ship To

Headwaters MUD of Hays County
708 Headwaters Blvd
Dripping Springs, Texas 78620

Contact:
Telephone:
E-mail: tkolmodin@municipalaccounts.com

Contact:
Telephone:
E-mail: tkolmodin@municipalaccounts.com

Invoice Date	Order Date	SO Number	Ordered By	Customer PO Number	Payment Method
05/01/2021	05/01/2021			May, 2021	Net 30 days
Warehouse	Ship Via	E.O.B.	Salesperson	Resale Number	
MAINT			Mike K.		
Order Quantity	Ship Quantity	Tax	Item Number / Description	Unit Price	Extended Price
1.00	1.00	N	MONTHLY Monthly landscape maintenance	2,740.64	2,740.64

Print Date	05/03/2021
Print Time	03:10:35 PM
Page No.	1

Total Paid	0.00
Balance Due	2,740.64
Due Date	05/31/2021

Subtotal	2,740.64
Freight	0.00
Invoice Total	2,740.64

Printed By: Susan Burns

ORIGINAL INVOICE

INVOICE



Mail all remittances to:
 Box 88223
 Milwaukee, WI 53288-0223

4545 W Brown Deer Rd. P.O. Box 245036
 Milwaukee, WI 53224-9536 (414) 355-0400
 Credit Inquiries - credit@badgermeter.com

INVOICE NUMBER	DATE
80072341	04/29/21
D-U-N-S 00-606-9710	
NET 30 DAYS	

FED I.D. #39-0143280
 GST# 123746141

SOLD TO CUSTOMER: 22726
 HEADWATERS MUD
 2601 FORREST CREEK DR
 ROUND ROCK, TX 78665

SHIP TO CUSTOMER: 1
 HEADWATERS MUD
 2601 FORREST CREEK DR
 ROUND ROCK, TX 78665

ENTERED

CUSTOMER PO#	SHIPPING TERMS	FREIGHT CARRIER
BADGER SERVICES	FREIGHT PREPAID	
ORDER DATE	INCO TERMS	TRACKING NUMBER
04/29/21	FCA FACTORY	
PROPOSAL #	FINAL DESTINATION	WAREHOUSE / ORDER#
	UNITED STATES	MM 990850

LINE	PRODUCT DEFINITION	UNIT PRICE	EXTENDED PRICE USD
1	Badger Meter Item: 68886-101 Description: ORION CELLULAR 1XRTT SERV UNIT Ordered: 32.000 Shipped: 32.000 7723 ATLAS UTILITY SUPPLY 7723 12 0 AA A4 SERVICES FOR APRIL 2021	0.8900	28.48
2	Badger Meter Item: 68886-101 Description: ORION CELLULAR 1XRTT SERV UNIT Ordered: 32.000 Shipped: 32.000 7723 ATLAS UTILITY SUPPLY 7723 12 0 AA A4 SERVICES FOR MARCH 2021	0.8900	28.48
3	Badger Meter Item: 68886-101 Description: ORION CELLULAR 1XRTT SERV UNIT Ordered: 32.000 Shipped: 32.000 7723 ATLAS UTILITY SUPPLY 7723 12 0 AA A4 SERVICES FOR FEBRUARY 2021	0.8900	28.48
4	Badger Meter Item: 68886-101 Description: ORION CELLULAR 1XRTT SERV UNIT Ordered: 42.000 Shipped: 42.000 7723 ATLAS UTILITY SUPPLY 7723 12 0 AA A4 SERVICES FOR JANUARY 2021	0.8900	37.38

This Invoice is made subject to the terms & conditions found on our web-site: <https://www.badgermeter.com/terms-and-conditions>
 Goods covered by this invoice were produced in compliance with the provisions of the Fair Labor Standards Act of 1938 as amended.

ORIGINAL INVOICE

INVOICE



Badger Meter

Mail all remittances to:

 Box 88223
 Milwaukee, WI 53288-0223

 4545 W Brown Deer Rd. P.O. Box 245036
 Milwaukee, WI 53224-9536 (414) 355-0400
 Credit Inquiries - credit@badgermeter.com

INVOICE NUMBER	DATE
80072341	04/29/21
D-U-N-S 00-606-9710	
NET 30 DAYS	

 FED I.D. #39-0143280
 GST# 123746141

SOLD TO CUSTOMER: 22726

 HEADWATERS MUD
 2601 FORREST CREEK DR
 ROUND ROCK, TX 78665

SHIP TO CUSTOMER: 1

 HEADWATERS MUD
 2601 FORREST CREEK DR
 ROUND ROCK, TX 78665

CUSTOMER PO#	SHIPPING TERMS	FREIGHT CARRIER
BADGER SERVICES	FREIGHT PREPAID	
ORDER DATE	INCO TERMS	TRACKING NUMBER
04/29/21	FCA FACTORY	
PROPOSAL #	FINAL DESTINATION	WAREHOUSE / ORDER#
	UNITED STATES	MM 990850

LINE	PRODUCT DEFINITION	UNIT PRICE	EXTENDED PRICE USD
5	Badger Meter Item: 68886-104 Description: ORION CELLULAR LTE SERV UNIT Ordered: 392.000 Shipped: 392.000 7723 ATLAS UTILITY SUPPLY 7723 12 0 AA A4 SERVICES FOR APRIL 2021	0.8900	348.88
6	Badger Meter Item: 68886-104 Description: ORION CELLULAR LTE SERV UNIT Ordered: 376.000 Shipped: 376.000 7723 ATLAS UTILITY SUPPLY 7723 12 0 AA A4 SERVICES FOR MARCH 2021	0.8900	334.64
7	Badger Meter Item: 68886-104 Description: ORION CELLULAR LTE SERV UNIT Ordered: 352.000 Shipped: 352.000 7723 ATLAS UTILITY SUPPLY 7723 12 0 AA A4 SERVICES FOR FEBRUARY 2021	0.8900	313.28
8	Badger Meter Item: 68886-104 Description: ORION CELLULAR LTE SERV UNIT Ordered: 337.000 Shipped: 337.000 7723 ATLAS UTILITY SUPPLY 7723 12 0 AA A4 SERVICES FOR JANUARY 2021	0.8900	299.93

This Invoice is made subject to the terms & conditions found on our web-site: <https://www.badgermeter.com/terms-and-conditions>
 Goods covered by this invoice were produced in compliance with the provisions of the Fair Labor Standards Act of 1938 as amended.

ORIGINAL INVOICE

INVOICE



Badger Meter

Mail all remittances to:
 Box 88223
 Milwaukee, WI 53288-0223

4545 W Brown Deer Rd. P.O. Box 245036
 Milwaukee, WI 53224-9536 (414) 355-0400
 Credit Inquiries - credit@badgermeter.com

INVOICE NUMBER	DATE
80072341	04/29/21
D-U-N-S 00-606-9710	
NET 30 DAYS	

FED I.D. #39-0143280
 GST# 123746141

SOLD TO CUSTOMER: 22726
 HEADWATERS MUD
 2601 FORREST CREEK DR
 ROUND ROCK, TX 78665

SHIP TO CUSTOMER: 1
 HEADWATERS MUD
 2601 FORREST CREEK DR
 ROUND ROCK, TX 78665

CUSTOMER PO#	SHIPPING TERMS	FREIGHT CARRIER
BADGER SERVICES	FREIGHT PREPAID	
ORDER DATE	INCO TERMS	TRACKING NUMBER
04/29/21	FCA FACTORY	
PROPOSAL #	FINAL DESTINATION	WAREHOUSE / ORDER#
	UNITED STATES	MM 990850

LINE	PRODUCT DEFINITION	UNIT PRICE	EXTENDED PRICE USD
	Sub Total		1419.55
	Total		1419.55
	BEACON SERVICES INVOICE, SALES REPRESENTATIVE # 7723		

This Invoice is made subject to the terms & conditions found on our web-site: <https://www.badgermeter.com/terms-and-conditions>
 Goods covered by this invoice were produced in compliance with the provisions of the Fair Labor Standards Act of 1938 as amended.

ENTERED

BRENNTAG

BRENNTAG SOUTHWEST, INC.
610 FISHER ROAD
LONGVIEW TX 75604

*** PAGE 1 OF 1

Original Document

INVOICE#: BSW289161 INV DATE: 4/19/21 DUE DATE: 5/19/21

SOLD TO:
HEADWATERS MUD
6500 RIVER PLACE BLVD BLDG4
STE 104
AUSTIN TX 78730

SHIP TO:
HEADWATERS WWTP
708 HEADWATERS BLVD
DRIPPING SPRINGS TX 78620

FEDERAL ID #: 751898378	DATE SHIPPED: 4/19/21	TERMS: NET 30
ORDER #: 1314178-00	SHIP WHS: 59	SLSPRSN: 490
CUSTOMER #: 590016	SHIP VIA: OUR TRUCK	
CUSTOMER PO#: VERBAL DAVID	FOB: DELIVERED	
FREIGHT TERM: PREPAID	TAX EX# : CERT ON FILE	
PRO NUMBER:		

PROD #	UNITS SHIPPED	WGT/GAL	TOTAL QTY	UNIT PRICE	EXTENDED
747701	1.0000	11.08300	1.0000E	822.9400	822.94
1.0000 E PIBC	ALUM R				
LOT NUMBER	QUANTITY				
040721-12AT	1.0000				

QUESTIONS, CALL 5122781600

REMIT TO ADDRESS:
BRENNTAG SOUTHWEST, INC.
P.O. BOX 970230
DALLAS TX 75397-0230

MERCHANDISE	822.94
FUEL SURCHARGE	20.50

IF PAID BY 5/19/21

INVOICE TOTAL USD 843.44

PAID AFTER 5/19/21

INVOICE TOTAL USD 860.31

With a logon you can view all your invoices at US.BrenntagConnect.com. Ask your sales agent for one today.



ENTERED

Invoice 7625

Date: April 23, 2021

2601 Forest Creek Dr.
Round Rock, TX 78665
512-246-1400
www.crossroadsus.com

Bill To:

Headwaters MUD
C/O Municipal Accounts & Consulting
6500 River Place Blvd.
Bldg 4, Ste 104
Austin, TX 78730

		Apr-21
		Operations & Maintenance
DESCRIPTION	AMOUNT	
Basic Service	\$	5,155.57
Lift Station	\$	5,515.22
Water Distribution	\$	1,185.50
Wastewater Collection	\$	28.38
Inspection Services	\$	2,000.00
Storm Sewer Collection	\$	765.34
Administrative	\$	274.26
Total	\$	14,924.27

STATISTICAL CONSUMPTION REPORT

RUN M/Y - 3/2021 03/31/2021 PAGE: 2

RECAP			
ITEMS	CONSUMPTION	BILLED	
COLUMN 1	255	1907.0	9158.02
COLUMN 2	24	136.0	589.13
COLUMN 3	1	31.0	193.44
COLUMN 4	3	20.0	120.38
COLUMN 5	1	216.0	1581.61
COLUMN 6	13	417.0	2650.47
COLUMN 7	13	0.0	0.00
COLUMN 8	13	118.0	0.00
COLUMN 9	13	0.0	0.00
TOTAL	432	3131.0	15087.00
PLUS (+)	1	<-SERVICE ADDRESS ONLY	
PLUS (+)	0	<-REGULAR - NO BILL	
PLUS (+)	0	<-NEW CONNECTS	
MINUS (-)	23	<-NEW FINALS	
432	<-METER BOOK TOTALS		
ITEM COUNTS FOR BALANCE TO METER BOOK			
METER BOOK WILL ONLY APPEAR IF THIS REPORT AND METER BOOK ARE RUN IMMEDIATELY AFTER CLOSURE			
RECAP			
ITEMS	CONSUMPTION	BILLED	
COLUMN 1	0	0.0	0.00
COLUMN 2	0	0.0	0.00
COLUMN 3	0	0.0	0.00
COLUMN 4	0	0.0	0.00
COLUMN 5	0	0.0	0.00
COLUMN 6	0	0.0	0.00
COLUMN 7	0	0.0	0.00
COLUMN 8	0	0.0	0.00
COLUMN 9	0	0.0	0.00
TOTAL	0	0.0	0.00
PLUS (+)	0	<-SERVICE ADDRESS ONLY	
PLUS (+)	0	<-REGULAR - NO BILL	
PLUS (+)	0	<-NEW CONNECTS	
MINUS (-)	0	<-NEW FINALS	
0	<-METER BOOK TOTALS		
ITEM COUNTS FOR BALANCE TO METER BOOK			
METER BOOK WILL ONLY APPEAR IF THIS REPORT AND METER BOOK ARE RUN IMMEDIATELY AFTER CLOSURE			
RECAP			
ITEMS	CONSUMPTION	BILLED	
COLUMN 1	0	0.0	0.00
COLUMN 2	0	0.0	0.00
COLUMN 3	0	0.0	0.00
COLUMN 4	0	0.0	0.00
COLUMN 5	0	0.0	0.00
COLUMN 6	0	0.0	0.00
COLUMN 7	0	0.0	0.00
COLUMN 8	0	0.0	0.00
COLUMN 9	0	0.0	0.00
TOTAL	0	0.0	0.00
PLUS (+)	0	<-SERVICE ADDRESS ONLY	
PLUS (+)	0	<-REGULAR - NO BILL	
PLUS (+)	0	<-NEW CONNECTS	
MINUS (-)	0	<-NEW FINALS	
0	<-METER BOOK TOTALS		
ITEM COUNTS FOR BALANCE TO METER BOOK			
METER BOOK WILL ONLY APPEAR IF THIS REPORT AND METER BOOK ARE RUN IMMEDIATELY AFTER CLOSURE			

ITEM COUNTS FOR BALANCE TO METER BOOK AND LEDGER TOTAL WILL ONLY APPEAR IF THIS REPORT AND METER BOOK ARE RUN IMMEDIATELY AFTER CLOSURE

FINALS AND TRANSFERS STATISTICS			
ITEMS	BILLED	NOT BILLED	TOTAL
NEW FINAL:	23	0	23
OLD FINAL:	2	15	17
TRANSFERS:	0	0	0
TOTAL FINAL/TEAM:	25	15	40
REGULAR BILL STATISTICS			
ITEMS	BILLED	NOT BILLED	TOTAL
ANNEARS:	18	0	18
BAVKS:	0	0	0
RECORDAL:	362	51	413
WASTON:	0	0	0
SERV / ADDR:	0	1	1
TOTAL:	380	52	432
S/A-REG - NO TRADE:	435	57	492
GRAND TOTAL ALU:	435	57	492
LEDGER TOTAL			
DEPOSITS ON FILE: 95,000.00			

Dist: 101 HEADWATERS MUD

Connect Listing

Date: 03/31/2021

Page: 1

Account Number	Name	Service Address	Rate	# Days Billed	Current Bill	Account Balance	Deposit On File
101-00101-02	KENAKUNA IVAN 443 DAYRIDGE DRIVE DRIPPING SPRINGS TX 78620	443 DAYRIDGE DRIVE	1	1	0.00	2.81	200.00
101-00132-02	BALAZS STEVEN BALAZS ABBY 527 DAYRIDGE DRIVE DRIPPING SPRINGS TX 78620	527 DAYRIDGE DRIVE	1	18	0.00	123.69	200.00
101-00148-01	CABLE BRAD 203 TIERRA TRAIL DRIPPING SPRINGS TX 78620	203 TIERRA TRAIL	1	8	0.00	28.06	200.00
101-00228-01	MCARRE DWAYNE 974 HAZY HILLS LOOP DRIPPING SPRINGS TX 78620	974 HAZY HILLS LOOP	1	17	0.00	53.39	200.00
101-00236-01	CRADDOCK NATHAN 282 TIERRA TRAIL DRIPPING SPRINGS TX 78620	282 TIERRA TRAIL	1	8	0.00	44.34	200.00
101-00238-01	WENTWORTH STEPHEN WENTWORTH KRISTEN 1170 HAZY HILLS LOOP DRIPPING SPRINGS TX 78620	1170 HAZY HILLS LOOP	1	4	0.00	11.26	200.00
101-00249-01	PRUNEDA WILLIAM 146 STARFIRE DRIVE DRIPPING SPRINGS TX 78620	146 STARFIRE DRIVE	1	24	0.00	131.96	200.00
101-00277-01	LEIDY HEATHER COLLINS THEODORE 1137 HAZY HILLS LOOP DRIPPING SPRINGS TX 78620	1137 HAZY HILLS LOOP	1	10	0.00	28.14	200.00
101-00278-01	CHAMPION KAREN CHAMPION KIRK 188 STARFIRE DRIVE DRIPPING SPRINGS TX 78620	188 STARFIRE DRIVE	1	8	0.00	22.51	200.00

Dist: 101 HEADWATERS MUD

Connect Listing

Date: 03/31/2021 Page: 2

Account Number	Name	Service Address	Rate	# Days Billed	Current Bill	Account Balance	Deposit On File
101-00279-01	BENTLEY MELODY 160 STARFIRE DRIVE DRIPPING SPRINGS TX 78620	160 STARFIRE DRIVE	1	22	0.00	67.46	200.00
101-00281-01	GADDIS HALEY 919 HAZY HILLS LOOP DRIPPING SPRINGS TX 78620	919 HAZY HILLS LOOP	1	8	0.00	22.51	200.00
101-00286-01	JELINEK JONATHAN VANDERZYDE CHANEL 1033 HAZY HILLS LOOP DRIPPING SPRINGS TX 78620	1033 HAZY HILLS LOOP	1	24	0.00	114.73	200.00
101-00298-01	PRATT STEPHEN PRATT MARY ANNE 403 CRIMSON SKY COURT DRIPPING SPRINGS TX 78620	403 CRIMSON SKY COURT	1	17	0.00	53.39	200.00
101-00301-01	KURUTZ JULIE 476 CRIMSON SKY COURT DRIPPING SPRINGS TX 78620	476 CRIMSON SKY COURT	1	18	0.00	64.34	200.00
101-00303-01	LYNN KATHERINE SORENSEN EMIL 912 HAZY HILLS LOOP DRIPPING SPRINGS TX 78620	912 HAZY HILLS LOOP	1	10	0.00	28.14	200.00
101-00311-01	STEINMAN AARON STEINMAN RACHEL 201 CRIMSON SKY COURT DRIPPING SPRINGS TX 78620	201 CRIMSON SKY COURT	2	16	0.00	86.25	200.00
101-00314-01	WALKER AARON WALKER TAYLOR 159 CRIMSON SKY COURT DRIPPING SPRINGS TX 78620	159 CRIMSON SKY COURT	2	3	0.00	10.55	200.00
101-00328-01	LANSON STEPHANIE 1380 HAZY HILLS LOOP DRIPPING SPRINGS TX 78620	1380 HAZY HILLS LOOP	2	8	0.00	30.91	200.00

Dist: 101 HEADWATERS MUD

Connect Listing

Date: 03/31/2021 Page: 3

Account Number	Name	Service Address	Rate	# Days Billed	Current Bill	Account Balance	Deposit On File
101-00329-01	PIAZZA ANTHONY 1617 HAZY HILLS LOOP DRIPPING SPRINGS TX 78620	1617 HAZY HILLS LOOP	2	15	0.00	66.45	200.00
101-00330-01	MINTON JAMES 1586 HAZY HILLS LOOP DRIPPING SPRINGS TX 78620	1586 HAZY HILLS LOOP	2	10	0.00	40.72	200.00
101-00331-01	LOGAN SHELLEY LOGAN JOHN 191 CRIMSON SKY COURT DRIPPING SPRINGS TX 78620	191 CRIMSON SKY COURT	2	8	0.00	260.91	200.00
101-00336-01	ESTES ANNA ESTES ADAM 1574 HAZY HILLS LOOP DRIPPING SPRINGS TX 78620	1574 HAZY HILLS LOOP	2	11	0.00	41.47	200.00
101-00372-01	AGUIARI SEBASTIAN 1471 HAZY HILLS LOOP DRIPPING SPRINGS TX 78620	1471 HAZY HILLS LOOP	2	7	0.00	27.40	200.00
101-00402-00	TAYLOR MORRISON PO BOX 5136 PORTLAND OR 97208	369 TIERRA TRAIL	7	0	0.00	0.00	0.00
101-00403-00	TAYLOR MORRISON PO BOX 5136 PORTLAND OR 97208	389 TIERRA TRAIL	7	0	0.00	0.00	0.00
101-00404-00	TAYLOR MORRISON PO BOX 5136 PORTLAND OR 97208	332 TIERRA TRAIL	7	0	0.00	0.00	0.00
101-00405-00	TAYLOR MORRISON PO BOX 5136 PORTLAND OR 97208	1077 HAZY HILLS LOOP	7	0	0.00	0.00	0.00
101-00406-00	TAYLOR MORRISON PO BOX 5136 PORTLAND OR 97208	1096 HAZY HILLS LOOP	7	0	0.00	0.00	0.00

Dist: 101 HEADWATERS MTD

Connect Listing

Date:03/31/2021

Page: 4

Account Number	Name	Service Address	Rate	# Days Billed	Current Bill	Account Balance	Deposit On File
101-00407-00	TAYLOR MORRISON PO BOX 5136 PORTLAND OR 97208	1279 HAZY HILLS LOOP	7	0	0.00	0.00	0.00
101-00408-00	TAYLOR MORRISON PO BOX 5136 PORTLAND OR 97208	1228 HAZY HILLS LOOP	7	0	0.00	0.00	0.00
101-00409-00	TAYLOR MORRISON PO BOX 5136 PORTLAND OR 97208	1268 HAZY HILLS LOOP	7	0	0.00	0.00	0.00
101-00410-00	DAVID WEEKLEY HOMES 9000 WATERFORD CENTRE BLVD AUSTIN TX 78758	151 STARRFIRE DRIVE	7	0	0.00	0.00	0.00
101-00411-00	DAVID WEEKLEY HOMES 9000 WATERFORD CENTRE BLVD. AUSTIN TX 78758	169 STARRFIRE DRIVE	7	0	0.00	0.00	0.00
101-00412-00	DAVID WEEKLEY HOMES 9000 WATERFORD CENTRE BLVD. AUSTIN TX 78758	991 HAZY HILLS LOOP	7	0	0.00	0.00	0.00
101-00413-00	DAVID WEEKLEY HOMES 9000 WATERFORD CENTRE BLVD. AUSTIN TX 78758	283 STARRFIRE DRIVE	7	0	0.00	0.00	0.00
101-00414-00	ASHTON AUSTIN RESIDENTIAL, LLC 10721 RESEARCH BLVD STE B-210 AUSTIN TX 78759	1387 HAZY HILLS LOOP	7	0	0.00	0.00	0.00
101-00415-00	ASHTON AUSTIN RESIDENTIAL, LLC 10721 RESEARCH BLVD STE B-210 AUSTIN TX 78759	1363 HAZY HILLS LOOP A	7	0	0.00	0.00	0.00
101-00416-00	ASHTON AUSTIN RESIDENTIAL, LLC 10721 RESEARCH BLVD STE B-210 AUSTIN TX 78759	1441 HAZY HILLS LOOP	7	0	0.00	0.00	0.00

Dist: 101 HEADWATERS NOD

Connect Listing

Date:03/31/2021 Page: 5

Account Number	Name	Service Address	Rate	# Days Billed	Current Bill	Account Balance	Deposit On File
101-00417-00	ASHTON AUSTIN RESIDENTIAL, LLC 10721 RESEARCH BLVD STE 3-210 AUSTIN TX 78759	1598 HAZY HILLS LOOP	7	0	0.00	0.00	0.00
101-00418-00	DAVID WEEKLEY HOMES 9000 WATERFORD CENTRE BLVD. AUSTIN TX 78758	1010 HAZY HILLS LOOP	7	0	0.00	0.00	0.00
101-00419-00	ASHTON AUSTIN RESIDENTIAL, LLC 10721 RESEARCH BLVD STE B-210 AUSTIN TX 78759	1592 HAZY HILLS LOOP	7	0	0.00	0.00	0.00
101-00420-00	DAVID WEEKLEY HOMES 9000 WATERFORD CENTRE BLVD. AUSTIN TX 78758	250 STARFIRE DRIVE	7	0	0.00	0.00	0.00
101-00421-00	TAYLOR MORRISON PO BOX 5136 PORTLAND OR 97208	1221 HAZY HILLS LOOP	7	0	0.00	0.00	0.00
101-00422-00	DAVID WEEKLEY HOMES 9000 WATERFORD CENTRE BLVD. AUSTIN TX 78758	421 CRIMSON SKY COURT	7	0	0.00	0.00	0.00
101-00423-00	DAVID WEEKLEY HOMES 9000 WATERFORD CENTRE BLVD. AUSTIN TX 78758	1021 HAZY HILLS LOOP	7	0	0.00	0.00	0.00
101-00424-00	DAVID WEEKLEY HOMES 9000 WATERFORD CENTRE BLVD. AUSTIN TX 78758	1036 HAZY HILLS LOOP	7	0	0.00	0.00	0.00
101-00425-00	TAYLOR MORRISON PO BOX 5136 PORTLAND OR 97208	1254 HAZY HILLS LOOP	7	0	0.00	0.00	0.00
101-00426-00	TAYLOR MORRISON PO BOX 5136 PORTLAND OR 97208	1265 HAZY HILLS LOOP	7	0	0.00	0.00	0.00

Disc: 101 HEADWATERS MCD

Connect Listing

Date: 03/31/2021 Page: 6

Account Number	Name	Service Address	Rate	# Days Billed	Current Bill	Account Balance	Deposit On File
101-00427-00	TAYLOR MORRISON PO BOX 5136 PORTLAND OR 97208	357 TIERRA TRAIL	7	0	0.00	0.00	0.00
101-00428-00	DAVID WEEKLEY HOMES 9000 WATERFORD CENTRE BLVD. AUSTIN TX 78758	477 CRIMSON SKY COURT	7	0	0.00	0.00	0.00
101-00429-00	NEWMARK HOMES AUSTIN, LLC 2101 LAKEWAY BLVD SUITE 120 LAKEWAY TX 78734	IN DISTRICT BUILDER DEP	97	0	0.00	0.00	3,000.00
101-00430-00	NEWMARK HOMES AUSTIN, LLC 2101 LAKEWAY BLVD SUITE 120 LAKEWAY TX 78734	166 HAZY HILLS LOOP	7	0	0.00	0.00	0.00

Total Items 52

Crossroads Utility Services

SvcOrd# 312244A

APRIL 2021

Service Date: 04/19/21 Department: BASIC SERVICE

Key Map

District: Headwaters MUD

Priority: NEXT DAY RESPONSE

Zone: South

Location: Headwaters MUD
6500 Riverplace Blvd. Bldg. 4

Work Type: BASIC SERVICE

Reported By:

Telephone Number:

Description of Problem Reported: Other Charges

Date Completed: 04/19/21

Completed By: KCUNNINGHA

Description of Work Performed: BASIC SERVICE

Meter Details:

Meter Reading: 0.0000

Material	Description	Date	Qty	Price	Amount
ONLINE SET-UP FEES		04/19/21	78.00	1.000	78.00 P
ACCOUNT MANAGEMENT/BILLING		04/19/21	432.00	7.000	3,024.00 P
OPERATION SERVICES UP TO 25 CONNECTIONS		04/19/21	1.00	1,800.000	1,800.00 P
MEETING ATTENDANCE		04/19/21	1.00	250.000	250.00 P
DELINQUENTS LETTER POSTAGE		04/19/21	7.00	0.510	3.57 P
Material					5,155.57
Service Order Total:					5,155.57

BILLED - SERVICE ORDER SUMMARY
BILLING CYCLE: APRIL 2021
HEADWATERS MUD

S/O #	SVC DATE	COMP	ADDRESS	NOTES	LABOR	EQUIP	MAT'L	SUBCON	TOTAL
ADMINISTRATIVE									
307869A	03/22/21	03/22/21	IN DISTRICT HEADWATERS	WINTER STORM EXPENSES	0.00	0.00	274.26	0.00	274.26
ADMINISTRATIVE SUBTOTAL							274.26		
BASIC SERVICE									
312244A	04/19/21	04/19/21	6500 Riverplace Blvd. Bldg. 4	BASIC SERVICE	0.00	0.00	5,155.57	0.00	5,155.57
BASIC SERVICE SUBTOTAL							5,155.57		
LIFT STATION									
295360A	01/11/21	04/12/21	HEADWATERS LS1 - HAZY HILLS	PULLED MOTOR FOR REPAIRS - PUMP 2 NOT RESPONDING. MEGGED WINDINGS. FOUND THAT 2 WINDINGS ARE SHORTED TO GROUND. PULLED PUMP AND DELIVERED TO PSI FOR REPAIRS.	318.08	156.75	0.00	4,719.60	5,194.43
310145A	03/19/21	04/08/21	HEADWATERS LS1 - HAZY HILLS	SPECIAL FACILITY CHECK. CHECK WET WALL AND FLOATS: OKAY. CHECK MOTOR CONTROLS AND RELAYS: OKAY. CHECK PUMP RUN AMPS: OKAY. CHECK AUTO DIALER: NORMAL.	92.48	42.75	0.00	0.00	135.23
310146A	03/19/21	04/08/21	HEADWATERS LS2 - TIERRA TRL	SPECIAL FACILITY CHECK. CHECK WET WALL AND FLOATS: OKAY. CHECK MOTOR CONTROLS AND RELAYS: OKAY. CHECK PUMP RUN AMPS: OKAY. CHECK AUTO DIALER: NORMAL.	64.28	28.50	0.00	0.00	92.78
310148A	03/19/21	04/08/21	Headwaters Commercial LS - Beverly	SPECIAL FACILITY CHECK. CHECK WET WALL AND FLOATS: OKAY. CHECK MOTOR CONTROLS AND RELAYS: OKAY. CHECK PUMP RUN AMPS: OKAY. CHECK AUTO DIALER: NORMAL.	64.28	28.50	0.00	0.00	92.78

BILLED - SERVICE ORDER SUMMARY
BILLING CYCLE: APRIL 2021

				LIFT STATION SUBTOTAL	5,515.22
WATER DISTRIBUTION					
304160A	01/06/21	04/15/21	396 HAZY HILLS LOOP	GET READ FROM BEACON ONLINE	0.00 0.00 0.00 0.00
304431A	01/08/21	04/15/21	189 HAZY HILLS LOOP	GET READ FROM BEACON ONLINE	0.00 0.00 0.00 0.00
305057A	01/29/21	04/15/21	595 HAZY HILLS LOOP	GET READ FROM BEACON ONLINE	0.00 0.00 0.00 0.00
307016A	02/15/21	04/01/21	IN DISTRICT HEADWATERS	WENT OUT TO SHUT OFF HYDRANT LEAK IT WAS A HYDRANT METER LEAKING	204.75 99.75 0.00 304.50
307451A	02/25/21	04/15/21	1033 HAZY HILLS LOOP	GET READ FROM BEACON ONLINE	0.00 0.00 0.00 0.00
308206A	03/03/21	03/22/21	133 TIERRA TRAIL	TIGHTENED CONNECTION ON METER AND CURBSTOP NO PARTS NEEDED.	73.50 40.00 0.00 113.50
308271A	03/12/21	03/15/21	188 STARFIRE DRIVE	GOT READ FROM BEACON ONLINE.	0.00 0.00 0.00 0.00
308372A	03/05/21	03/22/21	201 CRIMSON SKY CT	TURNED WATER ON NEW CUSTOMER	0.00 0.00 0.00 0.00
308515A	03/05/21	04/15/21	1617 HAZY HILLS LOOP	GET READ FROM BEACON ONLINE	0.00 0.00 0.00 0.00
308694A	03/11/21	03/24/21	1137 HAZY HILLS LOOP	TURNED WATER ON NEW CUSTOMER	0.00 0.00 0.00 0.00
308699A	03/12/21	03/15/21	919 HAZY HILLS LOOP	GOT READ FROM BEACON ONLINE.	0.00 0.00 0.00 0.00
308725A	03/09/21	03/24/21	1451 HAZY HILLS LOOP	CHECKED FOR LEAKS --FOUND NO LEAKS	18.38 10.00 0.00 28.38
308726A	03/09/21	03/24/21	1363 D HAZY HILLS LOOP	CHECKED FOR LEAKS --FOUND NO LEAKS	18.38 10.00 0.00 28.38
308866A	03/26/21	04/07/21	1583 HAZY HILLS LOOP	GET READ FROM BEACON ONLINE.	0.00 0.00 0.00 0.00
308913A	03/15/21	04/08/21	IN DISTRICT HEADWATERS	READ RENTAL METER S/N 277240 READ-558200	36.75 20.00 0.00 56.75
				97030328 - 3403600	
				20239902 - 7100	
				1899189 - 8048200	
				17083946 - 1389800	
				18990182 - 3066900	

BILLED - SERVICE ORDER SUMMARY
BILLING CYCLE: APRIL 2021
HEADWATERS MUD

S/O #	SVC DATE	COMP	ADDRESS	NOTES	LABOR	EQUIP	MAT'L	SUBCON	TOTAL
WATER DISTRIBUTION									
308939A	03/12/21	03/15/21	203 TIERRA TRAIL	GOT READ FROM BEACON ONLINE.	0.00	0.00	0.00	0.00	0.00
309044A	03/12/21	03/15/21	1380 HAZY HILLS LOOP	GOT READ FROM BEACON ONLINE.	0.00	0.00	0.00	0.00	0.00
309196A	03/12/21	03/15/21	1471 HAZY HILLS LOOP	GOT READ FROM BEACON ONLINE.	0.00	0.00	0.00	0.00	0.00
309339A	03/15/21	04/08/21	1607 HAZY HILLS LOOP	CHECKED FOR LEAKS, TIGHTENED CONNECTIONS ON METER. CALLED NUMBER, PERSON NOT AT NUMBER ON SO	55.13	30.00	0.00	0.00	85.13
309387A	03/16/21	04/07/21	1363 C HAZY HILLS LOOP	TIGHTEN CONNECTION ON METER.	9.19	5.00	0.00	0.00	14.19
309406A	03/16/21	04/07/21	1137 HAZY HILLS LOOP	ACTIVATED AMR ENDPOINT	18.38	10.00	0.00	0.00	28.38
309413A	03/16/21	04/07/21	201 CRIMSON SKY CT	ACTIVATED AMR ENDPOINT	18.38	10.00	0.00	0.00	28.38
309414A	03/16/21	04/07/21	146 STARFIRE DRIVE	ACTIVATED AMR ENDPOINT	18.38	10.00	0.00	0.00	28.38
309415A	03/16/21	04/07/21	151 TIERRA TRAIL	GOT READ TRANS#120785817	18.38	10.00	0.00	0.00	28.38
309417A	03/16/21	04/07/21	353 HAZY HILLS LOOP	ACTIVATED AMR ENDPOINT	18.38	10.00	0.00	0.00	28.38
309418A	03/16/21	04/07/21	1082 HAZY HILLS LOOP	GOT READ	18.38	10.00	0.00	0.00	28.38
309423A	03/16/21	04/07/21	932 HAZY HILLS LOOP	VERIFIED SERIAL # AND TOOK READING METER-200484953 READ-762 TRANS-120791672	18.38	10.00	0.00	0.00	28.38
309424A	03/16/21	04/07/21	1363 D HAZY HILLS LOOP	VERIFIED SERIAL # AND TOOK READING METER-200922178 READ-5939 TRANS-120782912	18.38	10.00	0.00	0.00	28.38
309425A	03/16/21	04/07/21	1053 HAZY HILLS LOOP	ACTIVATED AMR ENDPOINT	18.38	10.00	0.00	0.00	28.38

BILLED - SERVICE ORDER SUMMARY
BILLING CYCLE: APRIL 2021
HEADWATERS MUD

S/O #	SVC DATE	COMP	ADDRESS	NOTES	LABOR	EQUIP	MATL	SUBCON	TOTAL
WATER DISTRIBUTION									
309429A	03/16/21	04/07/21	160 STAREFIRE DRIVE	GOT READ, CHECK ENDPOINT. TRANS#120960386	18.38	10.00	0.00	0.00	28.38
309472A	03/17/21	04/08/21	353 HAZY HILLS LOOP	REPLACED END POINT TRANS#120960406	9.19	5.00	0.00	0.00	14.19
309473A	03/17/21	04/08/21	1053 HAZY HILLS LOOP	REPLACE ENDPOINT TRANS#120961412	9.19	5.00	0.00	0.00	14.19
309589A	03/17/21	04/08/21	401 DAYRIDGE DRIVE	PUA HAD MAIN LINE BREAK CAUSED TEMPORARY OUTAGE	55.13	20.00	0.00	0.00	75.13
309600A	03/17/21	04/08/21	264 DAYRIDGE DRIVE	PUA HAD MAIN LINE BREAK CAUSE TEMPORARY OUTAGE	36.75	20.00	0.00	0.00	56.75
309616A	03/26/21	04/07/21	1363 D HAZY HILLS LOOP	GOT READ FROM BEACON ONLINE.	0.00	0.00	0.00	0.00	0.00
309617A	03/26/21	04/07/21	396 CRIMSON SKY COURT	GOT READ FROM BEACON ONLINE	0.00	0.00	0.00	0.00	0.00
310013A	03/12/21	03/24/21	191 CRIMSON SKY COURT	GET READ FROM BEACON ONLINE.	0.00	0.00	0.00	0.00	0.00
310325A	03/26/21	04/15/21	1397 HAZY HILLS LOOP	NO LEAK ON AIR RELEASE VALVE.	38.86	15.00	0.00	0.00	53.86
310363A	03/26/21	04/12/21	1363 C HAZY HILLS LOOP	LEAK ON OUR SIDE UNDER CURB STOP. SENT TO MAINTENANCE FOR REPAIR. TALKED TO BUILDER.	36.75	20.00	0.00	0.00	56.75
310430A	03/30/21	04/07/21	1414 HAZY HILLS LOOP	TURNED WATER ON NEW CUSTOMER	0.00	0.00	0.00	0.00	0.00
310501A	03/26/21	04/07/21	871 Hazy Hills Loop	GOT READ FROM BEACON ONLINE.	0.00	0.00	0.00	0.00	0.00
310556A	04/05/21	04/07/21	137 STAREFIRE DRIVE	GOT READ FROM BEACON ONLINE.	0.00	0.00	0.00	0.00	0.00
310679A	03/30/21	04/07/21	808 DAYRIDGE DRIVE	GET READ FROM BEACON ONLINE.	0.00	0.00	0.00	0.00	0.00
310710A	03/29/21	04/07/21	1363-B HAZY HILLS LOOP	GOT READ FROM BEACON ONLINE.	0.00	0.00	0.00	0.00	0.00
310902A	04/05/21	04/08/21	358 TIERRA TRAIL	GOT READ FROM BEACON ONLINE.	0.00	0.00	0.00	0.00	0.00
311086A	04/05/21	04/08/21	1426 HAZY HILLS LOOP	GOT READ FROM BEACON ONLINE.	0.00	0.00	0.00	0.00	0.00

BILLED - SERVICE ORDER SUMMARY
BILLING CYCLE: APRIL 2021
HEADWATERS MUD

S/O #	SVC DATE	COMP	ADDRESS	NOTES	LABOR	EQUIP	MATL	SUBCON	TOTAL
WATER DISTRIBUTION									
311088A	03/25/21	04/08/21	139 CRIMSON SKY CT	GOT READ FROM BEACON ONLINE	0.00	0.00	0.00	0.00	0.00
311089A	03/21/21	04/08/21	1392 HAZY HILLS LOOP	GOT READ FROM BEACON ONLINE.	0.00	0.00	0.00	0.00	0.00
311339A	04/09/21	04/13/21	151 TIERRA TRAIL	GOT READ FROM BEACON ONLINE.	0.00	0.00	0.00	0.00	0.00
311393A	03/30/21	04/08/21	613 HAZY HILLS LOOP	GET READ FROM BEACON ONLINE.	0.00	0.00	0.00	0.00	0.00
WATER DISTRIBUTION SUBTOTAL									1,185.50

WASTEWATER COLLECTION									
310456A	03/28/21	04/12/21	162 TOWNES COURT	MET WITH CUSTOMER. DISCUSS SANITARY SEWER WITH CUSTOMER CALLED DANIEL WAS INFORMED ME THAT WE DONT HANDLE SEWER IN THIS DISTRICT INFORMED CUSTOMER TO CALL A PLUMBER.	18.38	10.00	0.00	0.00	28.38
WASTEWATER COLLECTION SUBTOTAL									28.38

STORM SEWER COLLECTION									
308879A	03/10/21	03/22/21	IN DISTRICT HEADWATERS	CLEAN OUT ALL THE TRASH AROUND THE OUTLET LINE. STARFIRE DR & TIERRA TRL	162.00	81.00	0.00	0.00	243.00
311839A	04/13/21	04/16/21	IN DISTRICT HEADWATERS	STORM SYSTEM WORK COMPLETE. JETTED OUT STORM DRAIN, PIPES CLEANED OUT DIRT CAME OUT.	400.88	114.00	7.46	0.00	522.34
STORM SEWER COLLECTION SUBTOTAL									765.34

INSPECTION SERVICES									
308018A	03/02/21	03/22/21	1007 HAZY HILLS LOOP	BUILDER WATER/SEWER INSPECTION	125.00	0.00	0.00	0.00	125.00

BILLED - SERVICE ORDER SUMMARY
BILLING CYCLE: APRIL 2021
HEADWATERS MUD

S/O #	SVC DATE	COMP	ADDRESS	NOTES	LABOR	EQUIP	MAT'L	SUBCON	TOTAL
INSPECTION SERVICES									
308428A	03/05/21	03/25/21	1282 HAZY HILLS LOOP	PASSED. INSTALLED METER. TRANS#120962098	125.00	0.00	0.00	0.00	125.00
308527A	03/08/21	03/25/21	310 CRIMSON SKY COURT	BUILDER WATER/SEWER INSPECTION PASSED TRANSPONDER#120962101	125.00	0.00	0.00	0.00	125.00
308960A	03/11/21	03/24/21	299 TIERRA TRAIL	BUILDER WATER/SEWER INSPECTION PASSED METER INSTALLED TRANS#120962103	125.00	0.00	0.00	0.00	125.00
309092A	03/12/21	03/25/21	431 CRIMSON SKY COURT	BUILDER WATER/SEWER INSPECTION PASSED TRANS#120961377	125.00	0.00	0.00	0.00	125.00
309095A	03/12/21	03/25/21	312 STARFIRE DRIVE	BUILDER WATER/SEWER INSPECTION PASSED TRANS#120962006	125.00	0.00	0.00	0.00	125.00
309096A	03/12/21	03/25/21	181 CRIMSON SKY COURT	BUILDER WATER/SEWER INSPECTION PASSED TRANS#120962102	125.00	0.00	0.00	0.00	125.00
309560A	03/18/21	04/08/21	830 HAZY HILLS LOOP	BUILDER WATER/SEWER INSPECTION PASSED TRANS# 120962104	125.00	0.00	0.00	0.00	125.00
309769A	03/19/21	04/08/21	1375 HAZY HILLS LOOP	BUILDER WATER/SEWER INSPECTION PASSED TRANS#120961977	125.00	0.00	0.00	0.00	125.00
309849A	03/22/21	04/09/21	922 HAZY HILLS LOOP	BUILDER WATER/SEWER INSPECTION PASSED METER INSTALLED. TRANS#120961414	125.00	0.00	0.00	0.00	125.00
309871A	03/23/21	04/09/21	1182 HAZY HILLS LOOP	BUILDER WATER/SEWER INSPECTION PASSED TRANS#120961405	125.00	0.00	0.00	0.00	125.00
310027A	03/24/21	04/08/21	1598 HAZY HILLS LOOP	BUILDER WATER/SEWER INSPECTION PASSED TRANS#120959643	125.00	0.00	0.00	0.00	125.00

BILLED - SERVICE ORDER SUMMARY
BILLING CYCLE: APRIL 2021
HEADWATERS MUD

S/O #	SVC DATE	COMP	ADDRESS	NOTES	LABOR	EQUIP	MAT'L	SUBCON	TOTAL
INSPECTION SERVICES									
310028A	03/24/21	04/08/21	1441 HAZY HILLS LOOP	BUILDER WATER/SEWER INSPECTION PASSED. METER INSTALLED TRANS#120960240	125.00	0.00	0.00	0.00	125.00
310182A	03/26/21	04/13/21	1363 A HAZY HILLS LOOP	BUILDER WATER/SEWER INSPECTION PASSED TRANS#120961438	125.00	0.00	0.00	0.00	125.00
310322A	03/26/21	04/12/21	1146 HAZY HILLS LOOP	BUILDER WATER/SEWER INSPECTION PASSED. METER INSTALLED. TRANS#120961433	125.00	0.00	0.00	0.00	125.00
310323A	03/26/21	04/12/21	1279 HAZY HILLS LOOP	BUILDER WATER/SEWER INSPECTION PASSED. INSTALLED METER. TRANS#120961373	125.00	0.00	0.00	0.00	125.00
					INSPECTION SERVICES SUBTOTAL				2,000.00

LABOR/EQUIPMENT/MATERIAL/SUBCON TOTALS 3,906.13 861.25 5,437.29 4,719.60

GRAND TOTAL	14,924.27
--------------------	------------------



2601 Forest Creek Dr
Round Rock, TX 78665-1232

Statement #: 7625

Page 1

Statement

Month: APRIL 2021
Client: Headwaters MUD
Statement Date: 04/23/21

Work Category	Amount
ADMINISTRATIVE	\$274.26
BASIC SERVICE	\$5,155.57
LIFT STATION	\$5,515.22
WATER DISTRIBUTION	\$1,185.50
WASTEWATER COLLECTION	\$28.38
STORM SEWER COLLECTION	\$765.34
INSPECTION SERVICES	\$2,000.00
Total This Statement:	\$14,924.27

Invoice for Basic Service

Crossroads Utility Services

2601 Forest Creek Dr.
Round Rock, TX 78665
Phone: 281-620-3986
Fax:

Client:
Headwaters MUD

Billing Cycle:
APRIL 2021

Account Management/Billing 432 @ \$7.00 EA	\$3,024.00
Delinquents letter postage 7 @ \$0.51 EA	\$3.57
Meeting Attendance	\$250.00
Online Set-up Fees 78 @ \$1.00 EA	\$78.00
Operation Services up to 25 Connections	\$1,800.00
Total BASIC SERVICE	<hr/> \$5,155.57

Inv # 7625-1
BCycle APRIL 2021
SvrOrd# 307869
Page # 1

Description of Work Performed:
WINTER STORM EXPENSES

[illegible]



MEMORANDUM

TO: All Utility Clients
FROM: Andrew Hunt, Executive Vice President
DATE: 03/15/21
SUBJECT: Winter Storm Expenses

The events of Winter Storm Uri between February 14th and 23rd were unprecedented in their damage to utilities in the Austin area. The events that ultimately transpired due to power outages and extreme weather were true tests of our operational responsiveness and commitment as a utility service company to our valued clients. In many ways, our staff individually rose to the challenge set before them and corporately came together to triage issues and accomplish tasks to fix, maintain and restore the most basic form of service to our clients. We are very proud of our team and our coordinated response to this disaster and look forward to enhancing our exemplary service and implementing lessons we have learned from this event.

As with many utilities required to immediately respond to this disaster, we experienced several business expenses that we have reviewed and submitted within a single service order per District. These expenses have been categorized by functional unit within our business and allocated as a percentage based on the size of each individual client's connection count. Due to the disaster's effect on the support side of our company, many of the hours and expenses we have paid and reimbursed our staff were not able to be individually delineated on separate orders and charged to a single client. Our business office, which coordinates over 500 service tickets and 2,200 calls on a normal week, remained closed due to the freezing temperatures and electricity reliability during the height of the storm event.

We hope summarizing and allocating expenses during this storm event is straightforward. We believe we did our best to capture expenses related to this event in a fair and reasonable manner. Should you have questions, or need additional information, please contact me directly at 512-246-5921 or ahunt@crossroadsus.com. Again, thank you for your continued business.

Categories: Emergency Call Center Expenses, Emergency Communication Expenses, Emergency Operations Lodging for critical personnel (South- Omni Hotel /North- Holiday Inn Express locations), and Emergency Operations and Management labor expenses (after hour)

Crossroads Utility Services

Invoice Date: 04/23/21 **Department:** CENTRAL MAINTENANCE
District: Headwaters MUD
Location: HEADWATERS LS1 - HAZY HILLS
Reported By:

Inv # 7625-3
BCycle APRIL 2021
SvrOrd# 295360
Page # 1

Date Completed: 04/12/21

Telephone Number:
LIFT STATION

Description of Work Performed:

PULLED MOTOR FOR REPAIRS - PUMP 2 NOT RESPONDING. MEGGED WINDINGS, FOUND THAT 2 WINDINGS ARE SHORTED TO GROUND. PULLED PUMP AND DELIVERED TO PSI FOR REPAIRS.

Description	Qty	Price	Amount
Subcontract			
PSI 2020-0141	1.00	4,719.6000	4,719.60
Subcontract			4,719.60
Service Order Total:			4,719.60



Pump Solutions, Inc.
18594 U.S. Highway 59
New Caney, TX 77357

Invoice

BILL TO

Crossroads Utility Services
Attn: Accounts Payable
2601 Forest Creek Drive
Round Rock, TX 78665-1232

DATE	INVOICE #
1/11/2021	2021-0141

P.O. NO.		TERMS	REP	DUE DATE
17795 / SO 295360		Net 30	PSI	2/10/2021
QTY	ITEM	DESCRIPTION	PRICE	AMOUNT
1	Pump Repair	REPAIR TO KRT E80-251/164XG, 20 HP, ELECTRIC SUBMERSIBLE PUMP WITH SERIAL NUMBER A301500723 REPAIR TO INCLUDE: (2) BEARINGS (2) MECHANICAL SEALS (1) REWIND MOTOR (1) O-RING / GASKET KIT (1) REPLACEMENT SEAL OIL (1) SAND BLAST & PAINT	3,444.00	3,444.00
4	CRANE	STRAIGHT TIME LABOR / CRANE TRUCK & SERVICE TECHNICIAN DELIVER. INSTALL. STARTUP. HEADWATERS LIFT STATION PSI JOB 1653	165.00	660.00
Subtotal				\$4,104.00
Sales Tax ()				\$0.00
Total				\$4,104.00
Payments/Credits				-\$1,599.25
Balance Due				\$2,504.75

All work is complete!	
Remit To: Pump Solutions, Inc. 18594 U.S. Highway 59 New Caney, TX 77357	Contact Accounts Receivable: P: 281-399-8400 email: sandy@pumpsolutions.net

DSHS CENTRAL LAB MC2004
P O BOX 149347

AUSTIN, TX 78714-9347

ENTERED

HEADWATERS AT BARTON CREEK (032021)
ATTN GENE CHISUM
1502 SAN JUAN DR
AUSTIN, TX 78733-1905

Account # CEN.CD6736_032021 PWS ID#1050184 Date: 04/05/2021

Page:

This is your statement for 2021

DESCRIPTION	Amount
Previous Charges ----->	555.35
Payments Received ----->	-546.61
Adjustments ----->	
Net Balance from Prior Periods ----->	8.74
Charges this period ----->	8.74
Total Balance Due ----->	17.48

Account# CEN.CD6736_032021

Please make checks payable to : DSHS CENTRAL LAB MC2004
and include this statement with payment

Mail to : DSHS CENTRAL LAB MC2004
P O BOX 149347
AUSTIN, TX 78714-9347

Please feel free to contact DSHS CENTRAL LAB MC2004 billing department @ 512-776-7317 if you have been billed in
error or if you have any questions concerning your statement. Thank you!

DATE	CPT#	TICKET	UNIT	LIST	OPEN	DESCRIPTION OF TEST
TCEQ ID:2128039/ID# 03/09/21 EZZ00 EZZ0048A		DOB AF45873	SSN# 1	8.74	8.74	NITRATE, N (NO3-N)
TOTAL					8.74	

Maxwebs Company

11004 Froke Cedar Trail
Austin, TX 78750

ENTERED

Invoice

Date	Invoice #
4/7/2021	2563

Bill To

Headwaters MUD
tkolmodin@municipalaccounts.com

P.O. No.	Terms	Due Date	Account #
	Net 30	5/7/2021	HWMUD
Description	Qty	Rate	Amount
Hourly Site Update 1 (1/2 Hour Minimum) - 3/18 agenda, 3/18 -packet	1	50.00	50.00
Total			\$50.00
Payments/Credits			\$0.00
Balance Due			\$50.00

Maxwebs Company

11004 Froke Cedar Trail
Austin, TX 78750

Invoice

Date	Invoice #
4/29/2021	2588

ENTERED

Bill To

Headwaters MUD
tkolmodin@municipalaccounts.com

P.O. No.	Terms	Due Date	Account #	
	Net 30	5/29/2021	HWMUD	
Description		Qty	Rate	Amount
Hourly Site Update 1 (1/2 Hour Minimum) - 4/15 agenda post		0.5	50.00	25.00
Hourly Site Update 1 (1/2 Hour Minimum) - Amended agenda		0.5	50.00	25.00
Total				\$50.00
Payments/Credits				\$0.00
Balance Due				\$50.00

McLean & Howard, L.L.P.

901 S. Mopac Expressway
Building 2, Suite 225
Austin, TX 78746

Ph: 512-328-2008

Fax: 512-328-2409

ENTERED

Headwaters Municipal Utility District
6500 River Place Boulevard
Building 4, Suite 104
Austin, TX 78730

March 31, 2021

Attention: Municipal Accts & Consulting

File #: 2335-001

Inv #: 39085

RE: General

DATE	DESCRIPTION	HOURS	AMOUNT	LAWYER
Mar-02-21	Prepare and transmit audit response letter.	0.25	30.00	LJH
Mar-08-21	Draft agenda and distribute it for comments.	0.50	60.00	LJH
Mar-10-21	Participate in conference with Financial Advisor, Engineer and Developer regarding wastewater expansion financing.	0.90	315.00	ASC
Mar-11-21	Arrange for agenda posting. Contact consultants regarding backup material.	0.50	60.00	LJH
Mar-12-21	Review and revise draft meeting minutes and documents for Board packets.	0.50	175.00	ASC
Mar-15-21	Prepare and distribute Board packets. Arrange for posting of packet.	1.00	120.00	LJH
Mar-18-21	Prepare for and participate in Board of Directors' meeting.	0.80	280.00	ASC
	Attend Board meeting. Draft minutes from Board meeting. Arrange for audit to be executed. File audit with TCEQ. Complete Special Purpose District Report with Texas State Comptroller. Transmit audit to FA.	3.50	420.00	LJH
	Totals	7.95	\$1,460.00	

Total Fees, Disbursements	\$1,460.00
Previous Balance	\$2,705.00
Previous Payments	\$2,705.00
Balance Due Now	\$1,460.00

McLean & Howard, L.L.P.

901 S. Mopac Expressway
Building 2, Suite 225
Austin, TX 78746

Ph: 512-328-2008

Fax: 512-328-2409

ENTERED

Headwaters Municipal Utility District
6500 River Place Boulevard
Building 4, Suite 104
Austin, TX 78730

April 30, 2021

Attention: Municipal Accnts & Consulting

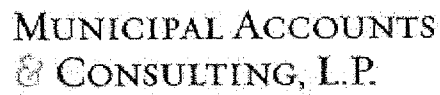
File #: 2335-001

Inv #: 39333

RE: General

DATE	DESCRIPTION	HOURS	AMOUNT	LAWYER
Apr-05-21	Review and revise draft meeting agenda.	0.30	105.00	ASC
Apr-06-21	Draft agenda and distribute it for comments.	0.50	60.00	LJH
Apr-07-21	Correspond with District engineer and developer regarding platting of wastewater lands, and plan approval matters.	0.30	105.00	ASC
Apr-08-21	Participate in conference with Financial Advisor and Engineer regarding bond issuance matters.	0.90	315.00	ASC
	Arrange for agenda posting. Arrange for amended agenda to be posted. Contact consultants regarding backup material.	0.75	90.00	LJH
Apr-13-21	Prepare and distribute Board packets.	0.75	90.00	LJH
Apr-15-21	Prepare for and participate in Board of Directors' meeting. Conference with developer and engineering representatives regarding financing matters.	1.20	420.00	ASC
	Attend Board meeting. Draft minutes from Board meeting and arrange for execution of documents.	2.00	0.00	LJH
Apr-20-21	Conference with K. Heroy regarding wastewater project funding matters.	0.50	175.00	ASC
	Totals	7.20	\$1,360.00	

DISBURSEMENTS		Disbursements	Receipts
Apr-15-21	Delivery to TCEQ District Review Team on 04/09/2021	78.18	
	Totals	<hr/> \$78.18	<hr/> \$0.00
	Total Fees, Disbursements		<hr/> \$1,438.18
	Previous Balance		\$1,460.00
	Previous Payments		\$0.00
	Balance Due Now		<hr/> \$2,898.18



Invoice

Date	Invoice #
4/30/2021	68998

Total Outstanding Balance \$3,424.91



ENTERED

Invoice

#11110612

826 Linger Ln
Austin TX 78721
(512) 973-8484

04/1/2021

Bill To:

Headwaters MUD of Hays County
c/o Municipal Accounts & Consulting, L.P.
6500 River Place Blvd., Bldg. 4, Ste. 104
Austin TX 78730
United States

Service Location:

Headwaters WWTP
708 Headwaters Blvd.
Dripping Springs TX 78620
United States

Terms Net 30	Due Date 05/6/2021	PO #	Sales Rep House
------------------------	------------------------------	-------------	---------------------------

Service Date	Manifest	Quantity	Item	Rate	Amount
04/1/2021		8.5	Hours Unit 138 - Vac-con Vactor Truck: Service for cleaning the AGS Tank with flex pipe to clean around the diffusers to remove wastewater grit slurry. (9:00 AM - 5:30 PM)	\$195.00	\$1,657.50
04/1/2021	JR	8.5	Hours - Vactor Truck Operator (9:00 AM - 5:30 PM)	\$60.00	\$510.00
04/1/2021	MD/Helper	8.5	Hours - Service Truck: Confined space crew with all necessary certifications for confined space cleaning. (9:00 AM - 5:30 PM)	\$225.00	\$1,912.50
04/1/2021		8.5	Hours Unit 152 - Bobtail Vacuum Truck: Service for pumping wastewater grit slurry during cleaning, offloading Vactor Truck and transportation for off-site disposal. (9:00 AM - 5:30 PM)	\$125.00	\$1,062.50
04/1/2021	RM	8.5	Hours - Bobtail Truck Operator (9:00 AM - 5:30 PM)	\$60.00	\$510.00
04/1/2021	1157980 - 1157981 RM	8,000	Gallons of Grit Slurry Disposal Site: Austin WW Processing Facility	\$0.18	\$1,440.00

Pay your bill online at:

www.wastewaterts.com

Customer ID: 117998

Invoice Total \$7,092.50

Invoice Balance \$7,092.50

Please Remit Payments To: 826 Linger Ln, Austin, TX 78721



WEST TRAVIS COUNTY PUBLIC UTILITY AGENCY
 13215 BEE CAVE PKWY
 BLDG B, STE 110
 BEE CAVE, TX 78738
 (512) 263-0125 or www.wtcpuia.org
 Please make checks payable to WTCPUA

ENTERED

Account Number	AMOUNT DUE
290523-00059-00	\$30,657.68
Due Date	After Due Date Pay
5/30/2021	\$32,190.56
Service Address	
708 HEADWATERS Blvd	
Amount Enclosed	

HEADWATERS MUNICIPAL UTILITY DISTRICT
 C/O MUNICIPAL ACCOUNTS & CONSULTING LP
 6500 RIVER PLACE BLVD. BLDG. 4, STE. 104
 AUSTIN, TX 78730

WTCPUA
 13215 BEE CAVE PKWY
 BLDG B, STE 110
 BEE CAVE, TX 78738

There will be a charge on all returned checks.
 Please return this portion with your payment.
 When paying in person, please bring both portions of this bill.

CUSTOMER ACCOUNT INFORMATION - RETAIN FOR YOUR RECORDS

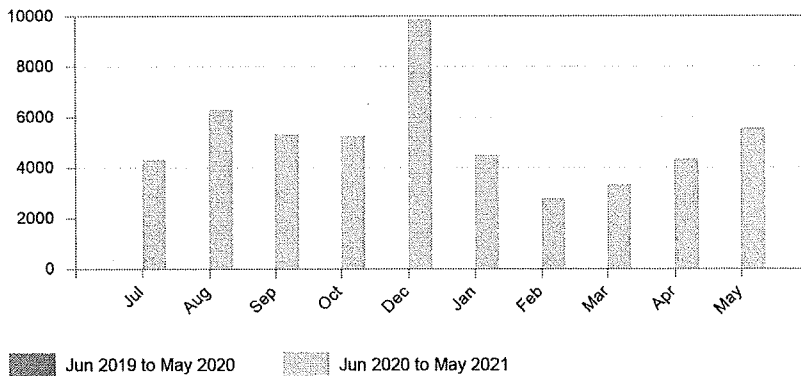
Name		Service Address			Account Number	
HEADWATERS MUNICIPAL UTILITY DISTRICT		708 HEADWATERS Blvd			290523-00059-00	
Status	Service Dates			Bill Date	Due Date	Penalty Date
	From	To	# Days			
Active	4/1/2021	5/3/2021	32	5/5/2021	5/30/2021	5/31/2021

PREVIOUS BALANCE \$28,514.00
 PAYMENTS (\$28,514.00)
 ADJUSTMENTS \$0.00
 PENALTIES \$0.00
PAST DUE AMOUNT \$0.00

METER # CURRENT PREVIOUS USAGE
 READING READING (In 1000 Gallons)
 56520972 153,776 148,223 5,553

Wholesale Water \$9,773.28
 Monthly Charge \$20,884.40
CURRENT BILL \$30,657.68

AMOUNT DUE \$30,657.68
AMOUNT DUE AFTER 05/30/2021 \$32,190.56



Hours of Operation - 8:00-12:00, 1:00-5:00 Mon-Fri

**HEADWATERS
IMPACT FEE PAYMENTS
April 30, 2021**

TAP#	DATE	ADDRESS	HEADWATERS IMPACT FEE PAYMENT
1	Apr-21	363 Crimson Sky Court	6,139.00
2	Apr-21	380 Crimson Sky Court	6,139.00
3	Apr-21	388 Crimson Sky Court	6,139.00
4	Apr-21	464 Crimson Sky Court	6,139.00
5	Apr-21	465 Crimson Sky Court	6,139.00
6	Apr-21	471 Crimson Sky Court	6,139.00
7	Apr-21	899 Hazy Hills Loop	6,139.00
8	Apr-21	1404 Hazy Hills Loop	6,139.00
9	Apr-21	169 Crimson Sky Court	6,139.00
10	Apr-21	224 Smoke Tree Circle	6,139.00
11	Apr-21	249 Crimson Sky Court	6,139.00
12	Apr-21	268 Smoke Tree Circle	6,139.00
			<u>73,668.00</u>