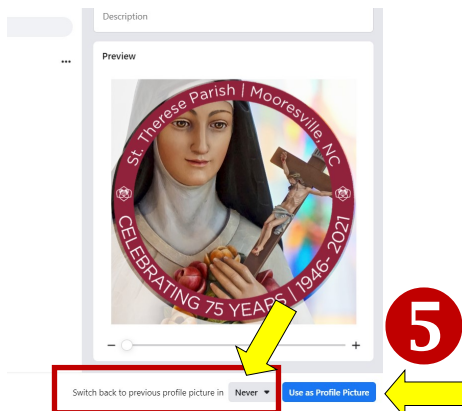
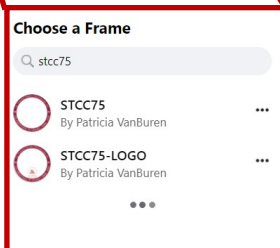
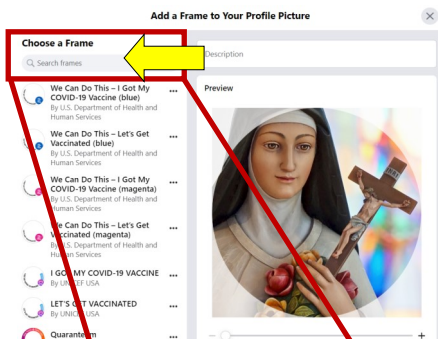


COMMEMORATIVE PHOTO FRAME for FACEBOOK PROFILE PHOTO

Easily add a frame to your Facebook profile photo to commemorate the 75th Anniversary of our Parish!



1. Facebook users click the camera icon on their Facebook profile photo to **UPDATE PROFILE PICTURE**

2. Click **ADD FRAME** (Covid vaccination frames display first.)

3. Type: **STCC75** on the **SEARCH FRAME** field and choose a frame. (Currently, there are two anniversary frames to choose from.)

4. Select for how long you want the frame to remain active (Default is 1 Month. Use dropdown menu to select other time frames such as "Never".)

5. Save changes by clicking the blue button **USE AS PROFILE PICTURE**

