

# **Highlands at Mayfield Ranch M.U.D.**

## **Accounting Report**

**January 26, 2022**

---

- Review cash activity report, including Collections and Expenditures.
  - ☑ Action Items:
    - Approve director and vendor payments.
    - Approve fund transfers.
- Review November 30, 2021 Financial Statements.

# 2022

## Highlands at Mayfield Ranch M.U.D.

January						
Su	M	Tu	W	Th	F	Sa
						1
2	3	4	5	6	7	8
9	10	11	12	13	14	15
16	17	18	19	20	21	22
23	24	25	26	27	28	29
30	31					

February						
Su	M	Tu	W	Th	F	Sa
		1	2	3	4	5
6	7	8	9	10	11	12
13	14	15	16	17	18	19
20	21	22	23	24	25	26
27	28					

March						
Su	M	Tu	W	Th	F	Sa
		1	2	3	4	5
6	7	8	9	10	11	12
13	14	15	16	17	18	19
20	21	22	23	24	25	26
27	28	29	30	31		

April						
Su	M	Tu	W	Th	F	Sa
					1	2
3	4	5	6	7	8	9
10	11	12	13	14	15	16
17	18	19	20	21	22	23
24	25	26	27	28	29	30

May						
Su	M	Tu	W	Th	F	Sa
1	2	3	4	5	6	7
8	9	10	11	12	13	14
15	16	17	18	19	20	21
22	23	24	25	26	27	28
29	30	31				

June						
Su	M	Tu	W	Th	F	Sa
			1	2	3	4
5	6	7	8	9	10	11
12	13	14	15	16	17	18
19	20	21	22	23	24	25
26	27	28	29	30		

July						
Su	M	Tu	W	Th	F	Sa
					1	2
3	4	5	6	7	8	9
10	11	12	13	14	15	16
17	18	19	20	21	22	23
24	25	26	27	28	29	30
31						

August						
Su	M	Tu	W	Th	F	Sa
	1	2	3	4	5	6
7	8	9	10	11	12	13
14	15	16	17	18	19	20
21	22	23	24	25	26	27
28	29	30	31			

September						
Su	M	Tu	W	Th	F	Sa
				1	2	3
4	5	6	7	8	9	10
11	12	13	14	15	16	17
18	19	20	21	22	23	24
25	26	27	28	29	30	

October						
Su	M	Tu	W	Th	F	Sa
						1
2	3	4	5	6	7	8
9	10	11	12	13	14	15
16	17	18	19	20	21	22
23	24	25	26	27	28	29
30	31					

November						
Su	M	Tu	W	Th	F	Sa
		1	2	3	4	5
6	7	8	9	10	11	12
13	14	15	16	17	18	19
20	21	22	23	24	25	26
27	28	29	30			

December						
Su	M	Tu	W	Th	F	Sa
				1	2	3
4	5	6	7	8	9	10
11	12	13	14	15	16	17
18	19	20	21	22	23	24
25	26	27	28	29	30	31

Notes

Jan 26 Board Meeting

**Highlands at Mayfield Ranch M.U.D.**  
**Cash Activity Report**  
**November 30, 2021 - January 26, 2022**

			First Texas Bank Operating Account	First Texas Bank Bookkeeper's Account
<b>Cash - Balance as of November 30, 2021</b>			<b>\$ 22,311.24</b>	<b>\$ 48,879.18</b>
<b>Subsequent Activity</b>			<b>225,924.41</b>	<b>19,615.16</b>
Deposit	City of Georgetown	225,424.41		
Deposit	SR2021 Bond Issue Costs Reimbursement	500.00		
Total Operating Account Activity		225,924.41		
Transfer from TexPool Operating to FTB Bookkeepers Acct approved at December 6, 2021 meeting			121,875.59	
Expenditures Approved at December 6, 2021 Board Meeting (Check # 5566 - 5586)			(91,875.59)	
Security Payroll & Payroll Taxes December 2021/January 2022			(3,355.48)	
Henderson, Stacy	5587	(138.52)		
Pedernales Electric Cooperative, Inc.	5588	(1,663.02)		
Williamson Central Appraisal District	5589	(3,077.75)		
City of Georgetown-Accounts Receivable	5590	(311.55)		
Pedernales Electric Cooperative, Inc.	5591	(1,838.52)		
Total Bookkeeper's Account Activity		19,615.16		
<b>Expenditures for Approval - January 26, 2022</b>			<b>-</b>	<b>(120,065.80)</b>
<u>Vendor</u>	<u>Ck #</u>	<u>Memo</u>	<u>Amount</u>	
Crauford, Terri	5592	Director Fees - January 26, 2022	(169.84)	
Franklin, Frederick W.	5593	Director Fees - January 26, 2022	(174.48)	
Highsmith, Carl	5594	Director Fees - January 26, 2022	(138.52)	
Willis, Mendy	5595	Director Fees - January 26, 2022	(138.52)	
Henderson, Stacy	5596	Director Fees - January 26, 2022	(138.52)	
Aquatic Features, Inc.	5597	Fountain Knob Repair / Pond Maintenance - December 2021	(1,388.25)	
Armbrust & Brown, P.L.L.C.	5598	Legal Fees - November 2021 - General	(5,514.11)	
BMP Specialist	5599	Street Sweeping - November/December 2021	(1,200.00)	
Bott & Douthitt, P.L.L.C.	5600	Accounting Services - December 2021	(1,500.00)	
City of Cedar Park	5601	WW Capital Charges - 3rd Quarter 2021	(10,000.00)	
City of Georgetown-Accounts Receivable	5602	Operations Fees - October-December 2021	(18,931.20)	
Hightech Signs	5603	Greenbelt / Park Restriction Signs	(1,241.11)	
Jones & Carter, Inc.	5604	Engineering Fees - November 2021	(5,581.25)	
Maxwebs Company	5605	Website Maintenance Fee - November/December 2021	(650.00)	
McCall Gibson Swedlund Barfoot, PLLC	5606	SR2020 Expenses / Audit Fees FYE 9.30.2021	(15,000.00)	
Perfect Cuts of Austin, LLC	5607	Landscape Maintenance - November/December 2021	(8,200.00)	
Specialized Public Finance, Inc.	5608	Property Tax Rate Setting Advice - 2021	(3,000.00)	
Texas Disposal Systems, Inc.	5609	Garbage Fees - November/December 2021	(46,400.00)	
Williams Mapping	5610	Erosion Control Inspection - November/December 2021	(700.00)	
Total Expenditures			(120,065.80)	
<b>Subtotal</b>			<b>248,235.65</b>	<b>(51,571.46)</b>
<b>Transfers to be Approved</b>			<b>(226,000.00)</b>	<b>130,065.80</b>
Transfer for expenditures approved 1/26/22	Transfer from TexPool Operating Acct to FTB Bookkeeper's Acct		120,065.80	
Transfer to replenish bookkeeper's account	Transfer from TexPool Operating Acct to FTB Bookkeeper's Acct		10,000.00	
Transfer Funds	Transfer from FTB Operating to TexPool Operating Account		(226,000.00)	
Total Transfers			(95,934.20)	
<b>Projected Ending Cash Balance as of January 26, 2022</b>			<b>\$ 22,235.65</b>	<b>\$ 78,494.34</b>

**Highlands at Mayfield Ranch M.U.D.  
Cash/Investment Activity Report  
November 30, 2021 - January 26, 2022**

	Interest Rates	Balance 11/30/2021	Subsequent		Subtotal 1/26/2022	Transfers to be Approved 1/26/2022		Projected Balance 1/26/2022
			Receipts	Disbursements				
<b>General Fund -</b>								
First Texas Bank Operating Account	n/a	\$ 22,311.24	225,924.41	\$ -	\$ 248,235.65	\$ (226,000.00)	(1)	\$ 22,235.65
First Texas Bank Bookkeepers' Account	n/a	48,879.18	121,875.59	(222,326.23)	(51,571.46)	130,065.80	(2)(3)	78,494.34
TexPool - General Operating Account	0.0377%	1,950,134.50	22,815.91	(121,875.59)	1,851,074.82	146,893.11	(1)(2)(3)(4)	1,997,967.93
<b>Total - General Fund</b>		<b>2,021,324.92</b>	<b>370,615.91</b>	<b>(344,201.82)</b>	<b>2,047,739.01</b>	<b>50,958.91</b>		<b>2,098,697.92</b>
<b>Debt Service Fund -</b>								
TexPool - Tax Account	0.0377%	192,190.86	-	(59,815.91)	132,374.95	(127,958.91)	(4)(5)	4,416.04
TexPool - Debt Service Account	0.0377%	1,797,289.18	37,000.00	-	1,834,289.18	77,000.00	(5)	1,911,289.18
<b>Total - Debt Service Fund</b>		<b>1,989,480.04</b>	<b>37,000.00</b>	<b>(59,815.91)</b>	<b>1,966,664.13</b>	<b>(50,958.91)</b>		<b>1,915,705.22</b>
<b>Capital Projects Fund -</b>								
TexPool - SR2019 Capital Projects Account	0.0377%	204,374.74	-	-	204,374.74	-		204,374.74
TexPool - SR2020 Capital Projects Account	0.0377%	52,060.41	-	(40,624.78)	11,435.63	-		11,435.63
TexPool - SR2020 Holdback	0.0377%	34,571.31	-	-	34,571.31	-		34,571.31
TexPool - SR2021 Capital Projects Account	0.0377%	77,079.27	-	-	77,079.27	-		77,079.27
BOKF - SR2020 Escrow	0.0100%	90,224.99	-	-	90,224.99	-		90,224.99
<b>Total - Capital Projects Fund</b>		<b>458,310.72</b>	<b>-</b>	<b>(40,624.78)</b>	<b>417,685.94</b>	<b>-</b>		<b>417,685.94</b>
<b>Total - All Funds</b>		<b>\$ 4,469,115.68</b>	<b>\$ 407,615.91</b>	<b>\$ (444,642.51)</b>	<b>\$ 4,432,089.08</b>	<b>\$ -</b>		<b>\$ 4,432,089.08</b>

**Transfers to be approved:**

- (1) Transfer from First Texas Bank Operating Account to TexPool General Operating Account: \$226,000.00
- (2) Transfer from TexPool General Operating Account to First Texas Bank Bookkeeper's Account: \$120,065.80
- (3) Transfer from TexPool General Operating Account to First Texas Bank Bookkeeper's Account: \$10,000.00
- (4) Transfer from TexPool Tax Account to TexPool General Operating Account: \$50,958.91
- (5) Transfer from TexPool Tax Account to TexPool Debt Service Account: \$77,000.00

## **Tax Collection Report**

# Recap & Standings Report

WTAXSaaS

Cycles: All      Taxing Units: Coupland ISD...      Deposit Date Range: 11/01/2021 to 11/30/2021      Sorted By: By Year, Descending      Options: Separate Rollbacks, Include

## Property Tax

M46 (Highlands at Mayfield Ranch MUD)

2021 Fiscal Year: 10/01/2021 - 09/30/2022

Taxing Unit Totals (IS,MO,SA)

	Original Roll	Beg. Uncollected	Adjustments	Adjusted Uncollected	Collections	P&I Collected	Credits / Discounts Allowed	Atty. Fee Collected	Variance	Uncollected Balance	YTD Collections
2022	0.00	0.00	0.00	0.00	0.00	0.00	0.00	0.00	0.00	0.00	0.00
2021	2,299,017.64	2,239,672.39	1,508.90	2,241,181.29	128,264.37	0.00	0.00	0.00	0.00	2,112,916.92	187,609.62
2020	2,314,213.94	0.00	0.00	0.00	0.00	0.00	0.00	0.00	0.00	0.00	0.00
2019	1,907,518.27	0.00	0.00	0.00	0.00	0.00	0.00	0.00	0.00	0.00	0.00
2018	1,574,882.63	0.00	0.00	0.00	0.00	0.00	0.00	0.00	0.00	0.00	0.00
2017	1,180,179.15	0.00	0.00	0.00	0.00	0.00	0.00	0.00	0.00	0.00	0.00
2016	736,865.13	0.00	0.00	0.00	0.00	0.00	0.00	0.00	0.00	0.00	0.00
2015	430,443.61	0.00	0.00	0.00	0.00	0.00	0.00	0.00	0.00	0.00	0.00
2014	109,861.12	0.00	0.00	0.00	0.00	0.00	0.00	0.00	0.00	0.00	0.00
2013	90,170.39	0.00	0.00	0.00	0.00	0.00	0.00	0.00	0.00	0.00	0.00
2012	125.70	0.00	0.00	0.00	0.00	0.00	0.00	0.00	0.00	0.00	0.00
2011	0.00	0.00	0.00	0.00	0.00	0.00	0.00	0.00	0.00	0.00	0.00
2010	0.00	0.00	0.00	0.00	0.00	0.00	0.00	0.00	0.00	0.00	0.00
2009	0.00	0.00	0.00	0.00	0.00	0.00	0.00	0.00	0.00	0.00	0.00
2008	0.00	0.00	0.00	0.00	0.00	0.00	0.00	0.00	0.00	0.00	0.00
2007	0.00	0.00	0.00	0.00	0.00	0.00	0.00	0.00	0.00	0.00	0.00
2006	0.00	0.00	0.00	0.00	0.00	0.00	0.00	0.00	0.00	0.00	0.00
2005	0.00	0.00	0.00	0.00	0.00	0.00	0.00	0.00	0.00	0.00	0.00
2004	0.00	0.00	0.00	0.00	0.00	0.00	0.00	0.00	0.00	0.00	0.00
2003	0.00	0.00	0.00	0.00	0.00	0.00	0.00	0.00	0.00	0.00	0.00
2002 & prior	0.00	0.00	0.00	0.00	0.00	0.00	0.00	0.00	0.00	0.00	0.00

Summary											
Total Current	2,299,017.64	2,239,672.39	1,508.90	2,241,181.29	128,264.37	0.00	0.00	0.00	0.00	2,112,916.92	187,609.62
Total Delinquent	8,344,259.94	0.00	0.00	0.00	0.00	0.00	0.00	0.00	0.00	0.00	0.00
Rollbacks		0.00	0.00	0.00	0.00	0.00	0.00	0.00	0.00	0.00	0.00
Taxing Unit Total	10,643,277.58	2,239,672.39	1,508.90	2,241,181.29	128,264.37	0.00	0.00	0.00	0.00	2,112,916.92	187,609.62
Percentages											
% of Roll Collected - 2021 - 8.16%			Adjusted Original Roll -- \$2,300,526.54					Current YTD Collected -- \$187,609.62			
Tax Collections Compared to Current Taxes Billed 5.73% Collected											
All Collections Compared to Current Taxes Billed 5.73% Collected											
Combined Collections (Collections + P&I Collected) -- 128,264.37											

**Highlands at Mayfield Ranch M.U.D.**  
**ANALYSIS OF TAXES COLLECTED FOR RECONCILIATION 2020-2021**  
November 30, 2021

TAX YEAR	2021			Prior Years			TOTAL		
	General Fund	Debt Service Fund	Total	General Fund	Debt Service Fund	Total	General Fund	Debt Service Fund	Total
PERCENTAGE	\$ 0.2321	\$ 0.4000	\$ 0.6321	\$ 0.0000	\$ -	\$ 0.0000	\$ -	\$ -	\$ -
	36.72%	63.28%	100.00%						
COLLECTIONS:									
OCT									
TAX ADJUSTMENTS	0.00	0.00	0.00	0.00	0.00	0.00	0.00	0.00	0.00
BASE TAX REV	0.00	0.00	0.00	0.00	0.00	0.00	0.00	0.00	0.00
TAXES	21,790.91	37,554.34	59,345.25	0.00	0.00	0.00	21,790.91	37,554.34	59,345.25
PENALTY	0.00	0.00	0.00	0.00	0.00	0.00	0.00	0.00	0.00
NOV									
TAX ADJUSTMENTS	554.05	954.85	1,508.90	0.00	0.00	0.00	554.05	954.85	1,508.90
BASE TAX REV	0.00	0.00	0.00	0.00	0.00	0.00	0.00	0.00	0.00
TAXES	47,097.23	81,167.14	128,264.37	0.00	0.00	0.00	47,097.23	81,167.14	128,264.37
PENALTY	0.00	0.00	0.00	0.00	0.00	0.00	0.00	0.00	0.00
DEC									
TAX ADJUSTMENTS	0.00	0.00	0.00	0.00	0.00	0.00	0.00	0.00	0.00
BASE TAX REV	0.00	0.00	0.00	0.00	0.00	0.00	0.00	0.00	0.00
TAXES	0.00	0.00	0.00	0.00	0.00	0.00	0.00	0.00	0.00
PENALTY	0.00	0.00	0.00	0.00	0.00	0.00	0.00	0.00	0.00
JAN									
TAX ADJUSTMENTS	0.00	0.00	0.00	0.00	0.00	0.00	0.00	0.00	0.00
BASE TAX REV	0.00	0.00	0.00	0.00	0.00	0.00	0.00	0.00	0.00
TAXES	0.00	0.00	0.00	0.00	0.00	0.00	0.00	0.00	0.00
PENALTY	0.00	0.00	0.00	0.00	0.00	0.00	0.00	0.00	0.00
FEB									
TAX ADJUSTMENTS	0.00	0.00	0.00	0.00	0.00	0.00	0.00	0.00	0.00
BASE TAX REV	0.00	0.00	0.00	0.00	0.00	0.00	0.00	0.00	0.00
TAXES	0.00	0.00	0.00	0.00	0.00	0.00	0.00	0.00	0.00
PENALTY	0.00	0.00	0.00	0.00	0.00	0.00	0.00	0.00	0.00
MAR									
TAX ADJUSTMENTS	0.00	0.00	0.00	0.00	0.00	0.00	0.00	0.00	0.00
BASE TAX REV	0.00	0.00	0.00	0.00	0.00	0.00	0.00	0.00	0.00
TAXES	0.00	0.00	0.00	0.00	0.00	0.00	0.00	0.00	0.00
PENALTY	0.00	0.00	0.00	0.00	0.00	0.00	0.00	0.00	0.00
APR									
TAX ADJUSTMENTS	0.00	0.00	0.00	0.00	0.00	0.00	0.00	0.00	0.00
BASE TAX REV	0.00	0.00	0.00	0.00	0.00	0.00	0.00	0.00	0.00
TAXES	0.00	0.00	0.00	0.00	0.00	0.00	0.00	0.00	0.00
PENALTY	0.00	0.00	0.00	0.00	0.00	0.00	0.00	0.00	0.00
MAY									
TAX ADJUSTMENTS	0.00	0.00	0.00	0.00	0.00	0.00	0.00	0.00	0.00
BASE TAX REV	0.00	0.00	0.00	0.00	0.00	0.00	0.00	0.00	0.00
TAXES	0.00	0.00	0.00	0.00	0.00	0.00	0.00	0.00	0.00
PENALTY	0.00	0.00	0.00	0.00	0.00	0.00	0.00	0.00	0.00
JUN									
TAX ADJUSTMENTS	0.00	0.00	0.00	0.00	0.00	0.00	0.00	0.00	0.00
BASE TAX REV	0.00	0.00	0.00	0.00	0.00	0.00	0.00	0.00	0.00
TAXES	0.00	0.00	0.00	0.00	0.00	0.00	0.00	0.00	0.00
PENALTY	0.00	0.00	0.00	0.00	0.00	0.00	0.00	0.00	0.00
JUL									
TAX ADJUSTMENTS	0.00	0.00	0.00	0.00	0.00	0.00	0.00	0.00	0.00
BASE TAX REV	0.00	0.00	0.00	0.00	0.00	0.00	0.00	0.00	0.00
TAXES	0.00	0.00	0.00	0.00	0.00	0.00	0.00	0.00	0.00
PENALTY	0.00	0.00	0.00	0.00	0.00	0.00	0.00	0.00	0.00
AUG									
TAX ADJUSTMENTS	0.00	0.00	0.00	0.00	0.00	0.00	0.00	0.00	0.00
BASE TAX REV	0.00	0.00	0.00	0.00	0.00	0.00	0.00	0.00	0.00
TAXES	0.00	0.00	0.00	0.00	0.00	0.00	0.00	0.00	0.00
PENALTY	0.00	0.00	0.00	0.00	0.00	0.00	0.00	0.00	0.00
SEP									
TAX ADJUSTMENTS	0.00	0.00	0.00	0.00	0.00	0.00	0.00	0.00	0.00
BASE TAX REV	0.00	0.00	0.00	0.00	0.00	0.00	0.00	0.00	0.00
TAXES	0.00	0.00	0.00	0.00	0.00	0.00	0.00	0.00	0.00
PENALTY	0.00	0.00	0.00	0.00	0.00	0.00	0.00	0.00	0.00
TOTAL									
BASE TAX REV	0.00	0.00	0.00	0.00	0.00	0.00	0.00	0.00	0.00
TAXES	68,888.14	118,721.48	187,609.62	0.00	0.00	0.00	68,888.14	118,721.48	187,609.62
PENALTY	0.00	0.00	0.00	0.00	0.00	0.00	0.00	0.00	0.00
TOTAL DISTRIBUTION	68,888.14	118,721.48	187,609.62	0.00	0.00	0.00	68,888.14	118,721.48	187,609.62
BEGINNING									
TAXES RECEIVABLE	844,173.38	1,454,844.26	2,299,017.64	0.00	0.00	0.00	844,173.38	1,454,844.26	2,299,017.64
TAX ADJUSTMENTS	554.05	954.85	1,508.90	0.00	0.00	0.00	554.05	954.85	1,508.90
BASE TAX REV	0.00	0.00	0.00	0.00	0.00	0.00	0.00	0.00	0.00
LESS: COLLECTIONS	(68,888.14)	(118,721.48)	(187,609.62)	0.00	0.00	0.00	(68,888.14)	(118,721.48)	(187,609.62)
TAX REC @ END OF PERIOD	775,839.29	1,337,077.63	2,112,916.92	0.00	0.00	0.00	775,839.29	1,337,077.63	2,112,916.92

## Financial Statements



**Highlands at Mayfield Ranch M.U.D.**

**Accountant's Compilation Report**

**November 30, 2021**

The District is responsible for the accompanying financial statements of the governmental activities of Highlands at Mayfield Ranch M.U.D., as of and for the two months ended November 30, 2021, which collectively comprise the District's basic financial statements – governmental funds in accordance with the accounting principles generally accepted in the United States of America. We have performed a compilation engagement in accordance with Statements on Standards for Accounting and Review Services promulgated by the Accounting and Review Services Committee of the AICPA. We did not audit or review the financial statements nor were we required to perform any procedures to verify the accuracy or completeness of the information provided by management. Accordingly, we do not express an opinion, a conclusion, nor provide any form of assurance on these financial statements.

The District has omitted the management's discussion and analysis, the Statement of Net Assets, and Statement of Activities that the Governmental Accounting Standards Board required to be presented to supplement the basic financial statements. Such missing information, although not a part of the basic financial statements, is required by the Governmental Accounting Standards Board who considers it to be an essential part of financial reporting for placing the basic financial statements in an appropriate operational, economic, or historic context.

In addition, the District has elected to omit substantially all of the disclosures and the statement of cash flows required by accounting principles generally accepted in the United States of America. If the omitted disclosures and the statement of cash flows and the components required by GASB 34 were included in the financial statements, they might influence the user's conclusions about the District's financial position, results of operations, and cash flows. Accordingly, these financial statements are not designed for those who are not informed about such matters.

Accounting principles generally accepted in the United States of America require that budgetary comparison information be presented to supplement the basic financial statements. Such information is presented for purposes of additional analysis and, although not a required part of the basic financial statements, is required by the Governmental Accounting Standards Board who considers it to be an essential part of financial reporting and for placing the basic financial statements in an appropriate operational, economic, or historical context. Such information is the responsibility of management. The required supplementary information was subject to our compilation engagement. We have not audited or reviewed the required supplementary information and do not express an opinion, a conclusion, nor provide any assurance on such information.

**Supplementary Information**

The supplementary information contained in the schedules described in the Supplementary Information Index is presented for purposes of additional analysis and is not a required part of the basic financial statements. This information is the representation of management. The information was subject to our compilation engagement; however, we have not audited or reviewed the supplementary information and, accordingly, do not express an opinion, a conclusion, nor provide any form of assurance on such supplementary information.

We are not independent with respect to Highlands at Mayfield Ranch M.U.D.



BOTT & DOUTHITT, P.L.L.C.

January 18, 2022  
Round Rock, TX

# Highlands at Mayfield Ranch M.U.D. Governmental Funds Balance Sheet November 30, 2021

	Governmental Funds			Governmental Funds Total
	General Fund	Debt Service Fund	Capital Projects Fund	
<b>Assets</b>				
Cash and Cash Equivalents				
Cash	\$ 71,190.42	\$ -	\$ -	\$ 71,190.42
Cash Equivalents	1,950,134.50	1,989,480.04	458,310.72	4,397,925.26
Property Taxes	775,839.29	-	-	775,839.29
Service Accounts, net of allowance for doubtful accounts of \$ -	387,472.12	-	-	387,472.12
Prepaid Expenses	650.00	-	34,615.16	35,265.16
Interfund	70,346.32	-	-	70,346.32
<b>Total Assets</b>	<b>\$ 3,255,632.65</b>	<b>\$ 1,989,480.04</b>	<b>\$ 492,925.88</b>	<b>\$ 5,738,038.57</b>
<b>Liabilities</b>				
Accounts Payable	\$ 154,517.80	\$ -	\$ -	\$ 154,517.80
Checks Held	-	-	-	-
Deposit Payable	8,459.00	-	-	8,459.00
Accrued Expenses	1,083.50	-	-	1,083.50
Payroll Liabilities	35.00	-	-	35.00
Builder Deposits	10,000.00	-	-	10,000.00
Accrued WW Capital Charges	14,000.00	-	-	14,000.00
Accrued WW Monthly Charge	(1,760.63)	-	-	(1,760.63)
Due to Developer	-	-	34,562.11	34,562.11
Interfund	-	69,928.82	417.50	70,346.32
<b>Total Liabilities</b>	<b>186,334.67</b>	<b>69,928.82</b>	<b>34,979.61</b>	<b>291,243.10</b>
<b>Deferred Inflows of Resources</b>				
Deferred Rev - Uncollected Taxes	775,839.29	-	-	775,839.29
<b>Total Deferred Inflows of Resources</b>	<b>775,839.29</b>	<b>-</b>	<b>-</b>	<b>775,839.29</b>
<b>Fund Balance</b>				
Fund Balances:				
Restricted for				
Debt Service	-	1,919,551.22	-	1,919,551.22
Capital Projects	-	-	457,946.27	457,946.27
Unassigned	2,293,458.69	-	-	2,293,458.69
<b>Total Fund Balances</b>	<b>2,293,458.69</b>	<b>1,919,551.22</b>	<b>457,946.27</b>	<b>4,670,956.18</b>
<b>Total Liabilities and Fund Balances</b>	<b>\$ 3,255,632.65</b>	<b>\$ 1,989,480.04</b>	<b>\$ 492,925.88</b>	<b>\$ 5,738,038.57</b>

See Accountants' Report.

**Highlands at Mayfield Ranch M.U.D.**  
**Statement of Revenues,**  
**Expenditures & Changes in Fund Balance-Governmental Funds**  
**October 1, 2021 - November 30, 2021**

	<b>Governmental Funds</b>			<b>Governmental Funds Total</b>
	<b>General Fund</b>	<b>Debt Service Fund</b>	<b>Capital Projects Fund</b>	
<b>Revenues:</b>				
Property Taxes, Including Penalties	\$ 68,888.14	\$ 118,721.48	\$ -	\$ 187,609.62
Wastewater Service Revenue	143,847.71	-	-	143,847.71
Wastewater Tap Connection Fees	4,200.00	-	-	4,200.00
Other Income	3,000.00	-	-	3,000.00
Interest Income	120.42	114.48	20.55	255.45
<b>Total Revenues</b>	<b>220,056.27</b>	<b>118,835.96</b>	<b>20.55</b>	<b>338,912.78</b>
<b>Expenditures:</b>				
Current-				
District Facilities				
Wastewater Expenditures	51,680.87	-	-	51,680.87
Garbage Fees	45,472.00	-	-	45,472.00
Operations Expense	12,591.80	-	-	12,591.80
Collection Fees	810.50	-	-	810.50
Landscape Maintenance	8,200.00	-	-	8,200.00
Pond Maintenance	2,437.50	-	-	2,437.50
Repairs & Maintenance	270.00	-	-	270.00
Greenbelt Maintenance	600.00	-	-	600.00
WW Line Televising	261.17	-	-	261.17
Erosion Control	700.00	-	-	700.00
Street Sweeping	2,160.00	-	-	2,160.00
Security Lights	2,658.88	-	-	2,658.88
Utilities	784.37	-	-	784.37
Administrative Services				
Director Fees	645.90	-	-	645.90
Employers Payroll Tax Expense	14.92	-	-	14.92
Mileage Reimbursement	67.28	-	-	67.28
Tax Appraisal/Collection Fees	92.99	223.18	-	316.17
Website	600.00	-	-	600.00
Miscellaneous Expenses	58.00	-	-	58.00
Professional Fees				
Security Fees	4,341.19	-	-	4,341.19
Legal Fees	12,110.79	-	-	12,110.79
Accounting	3,000.00	-	-	3,000.00
Engineering Fees	13,506.89	-	-	13,506.89
Debt Service				
Developer Interest	-	-	143,677.75	143,677.75
Bond Insurance Premium	-	-	26,871.00	26,871.00
<b>Total Expenditures</b>	<b>163,065.05</b>	<b>223.18</b>	<b>170,548.75</b>	<b>333,836.98</b>
<b>Excess/(Deficiency) of Revenues over Expenditures</b>	<b>56,991.22</b>	<b>118,612.78</b>	<b>(170,528.20)</b>	<b>5,075.80</b>
<b>Other Financing Sources (Uses)</b>				
Bond Proceeds	-	-	1,690,000.00	1,690,000.00
Bond Reoffering Premium	-	-	14,416.15	14,416.15
Bond Issuance Costs	-	-	(140,589.89)	(140,589.89)
Capital Outlay - Land	-	-	(112,051.67)	(112,051.67)
Capital Outlay - Infrastructure	-	-	(1,151,761.77)	(1,151,761.77)
Original Issue Discount	-	-	(5,381.40)	(5,381.40)
Underwriters Discount	-	-	(12,808.50)	(12,808.50)
<b>Total Other Financing Sources (Uses)</b>	<b>-</b>	<b>-</b>	<b>281,822.92</b>	<b>281,822.92</b>
<b>Excess/(Deficiency) of Revenues and Other Financing Sources over Expenditures and Other Financing Uses</b>	<b>56,991.22</b>	<b>118,612.78</b>	<b>111,294.72</b>	<b>286,898.72</b>
<b>Fund Balance, October 1, 2021</b>	<b>2,236,467.47</b>	<b>1,800,938.44</b>	<b>346,651.55</b>	<b>4,384,057.46</b>
<b>Fund Balance, September 30, 2021</b>	<b>\$ 2,293,458.69</b>	<b>\$ 1,919,551.22</b>	<b>\$ 457,946.27</b>	<b>\$ 4,670,956.18</b>

See Accountants' Report.

## Supplementary Information Index

### General Fund:

Budgetary Comparison Schedule

Revenues and Expenditures: Actual + Budgeted

Bank Reconciliation

Analysis of Wastewater Revenue and Expenditures

Builder Deposits

### Debt Service Fund:

Debt Service Schedule

## **General Fund**

**Highlands at Mayfield Ranch M.U.D.  
Budgetary Comparison Schedule-General Fund  
November 30, 2021**

	Current Month			Year to Date		
	Actual	Budget	Difference	Actual	Budget	Difference
<b>Revenues:</b>						
Property Tax Revenues, including p&i	\$ 47,097.23	\$ 41,334.00	\$ 5,763.23	\$ 68,888.14	\$ 41,334.00	\$ 27,554.14
Wastewater Service Revenue	72,033.29	72,997.00	(963.71)	143,847.71	145,994.00	(2,146.29)
Wastewater Tap Connection Fees	2,400.00	-	2,400.00	4,200.00	-	4,200.00
Other Income	-	-	-	3,000.00	-	3,000.00
Interest Income	60.88	-	60.88	120.42	-	120.42
<b>Total Revenues</b>	<b>121,591.40</b>	<b>114,331.00</b>	<b>7,260.40</b>	<b>220,056.27</b>	<b>187,328.00</b>	<b>32,728.27</b>
<b>Expenditures:</b>						
District Facilities						
Wastewater Expenditures	25,804.73	30,809.00	5,004.27	51,680.87	61,618.00	9,937.13
Garbage Expense	22,898.40	22,040.00	(858.40)	45,472.00	44,080.00	(1,392.00)
Operations Expense	6,287.20	6,380.00	92.80	12,591.80	12,760.00	168.20
Collection Fees - City of Georgetown	-	-	-	810.50	-	(810.50)
Landscape Maintenance	4,100.00	4,100.00	-	8,200.00	8,200.00	-
Repairs & Maintenance	-	-	-	270.00	-	(270.00)
Wet Pond Maintenance	1,241.25	1,500.00	258.75	2,437.50	3,000.00	562.50
WW Line Televising	261.17	260.00	(1.17)	261.17	260.00	(1.17)
Erosion Control	350.00	350.00	-	700.00	700.00	-
Street Sweeping	1,200.00	1,040.00	(160.00)	2,160.00	2,080.00	(80.00)
Greenbelt Maintenance	-	-	-	600.00	600.00	-
Security Fees	2,174.00	3,333.00	1,159.00	4,341.19	6,666.00	2,324.81
Security Lights	1,273.01	1,600.00	326.99	2,658.88	3,200.00	541.12
Utilities	390.01	450.00	59.99	784.37	900.00	115.63
Administrative Services						
Director Fees, including payroll taxes	7.46	815.00	807.54	660.82	1,630.00	969.18
Director Reimbursements	-	100.00	100.00	67.28	200.00	132.72
Tax Appraisal/Collection Fees	-	-	-	92.99	100.00	7.01
Insurance	-	-	-	-	-	-
Website	325.00	175.00	(150.00)	600.00	350.00	(250.00)
Bank Fees	24.00	50.00	26.00	58.00	100.00	42.00
Other Expenses	-	100.00	100.00	-	200.00	200.00
Professional Fees						
Legal Fees	5,514.11	6,500.00	985.89	12,110.79	13,000.00	889.21
Accounting	1,500.00	1,500.00	-	3,000.00	3,000.00	-
Engineering Fees	2,925.00	3,750.00	825.00	10,078.75	7,500.00	(2,578.75)
Engineering Fees - Special Projects	1,738.75	1,800.00	61.25	3,428.14	3,600.00	171.86
<b>Total Expenditures</b>	<b>78,014.09</b>	<b>86,652.00</b>	<b>8,637.91</b>	<b>163,065.05</b>	<b>173,744.00</b>	<b>10,678.95</b>
<b>Excess/(Deficiency) of Revenues over Expenditures</b>	<b>\$ 43,577.31</b>	<b>\$ 27,679.00</b>	<b>\$ 15,898.31</b>	<b>\$ 56,991.22</b>	<b>\$ 13,584.00</b>	<b>\$ 43,407.22</b>

**Highlands at Mayfield Ranch M.U.D.  
Revenues and Expenditures - General Fund: Actual & Budgeted  
Fiscal Year 2021-2022**

	FY 2021 Budget Approved 8/26/2021	Actual Oct-21	Actual Nov-21	Budget Dec-21	Budget Jan-22	Budget Feb-22	Budget Mar-22	Budget Apr-22	Budget May-22	Budget Jun-22	Budget Jul-22	Budget Aug-22	Budget Sep-22	Total	Variance
<b>Revenues:</b>															
Property Taxes, inc penalties	826,677	21,791	47,097	330,671	330,671	82,668	41,334	-	-	-	-	-	-	854,232	27,555
Wastewater Service Revenue	875,958	71,814	72,033	72,997	72,997	72,997	72,997	72,997	72,997	72,997	72,997	72,997	72,991	873,812	(2,146)
Wastewater Tap Connection Fees	-	1,800	2,400	-	-	-	-	-	-	-	-	-	-	4,200	4,200
Other Income	-	3,060	61	-	-	-	-	-	-	-	-	-	-	3,120	3,120
<b>Total Revenues</b>	<b>1,702,635</b>	<b>98,465</b>	<b>121,591</b>	<b>403,668</b>	<b>403,668</b>	<b>155,665</b>	<b>114,331</b>	<b>72,997</b>	<b>72,997</b>	<b>72,997</b>	<b>72,997</b>	<b>72,997</b>	<b>72,991</b>	<b>1,735,364</b>	<b>32,729</b>
<b>Expenditures:</b>															
<b>District Facilities</b>															
Wastewater Expenditures	369,706	25,876	25,805	30,809	30,809	30,809	30,809	30,809	30,809	30,809	30,809	30,809	30,809	359,771	9,935
Garbage Expense	264,480	22,574	22,898	22,040	22,040	22,040	22,040	22,040	22,040	22,040	22,040	22,040	22,040	265,872	(1,392)
Operations Expense	76,560	6,305	6,287	6,380	6,380	6,380	6,380	6,380	6,380	6,380	6,380	6,380	6,380	76,392	168
Collection Fees - City of GT	4,600	811	-	1,000	-	-	1,100	-	-	1,200	-	-	1,300	5,411	(811)
Landscape Maintenance	49,200	4,100	4,100	4,100	4,100	4,100	4,100	4,100	4,100	4,100	4,100	4,100	4,100	49,200	-
Repairs & Maintenance	275,000	270	-	-	-	-	-	-	-	-	-	-	275,000	275,270	(270)
Wet Pond Maintenance	18,000	1,196	1,241	1,500	1,500	1,500	1,500	1,500	1,500	1,500	1,500	1,500	1,500	17,438	563
Fountain & Well Maintenance	15,000	-	-	-	-	-	5,000	-	-	-	5,000	-	5,000	15,000	-
WW Line Televising	20,000	-	261	19,740	-	-	-	-	-	-	-	-	-	20,001	(1)
Street Sweeping	12,480	960	1,200	1,040	1,040	1,040	1,040	1,040	1,040	1,040	1,040	1,040	1,040	12,560	(80)
Erosion Control	4,200	350	350	350	350	350	350	350	350	350	350	350	350	4,200	-
Greenbelt Maintenance	4,800	600	-	-	-	-	600	600	600	600	600	600	600	4,800	-
Security Fees	40,000	2,167	2,174	3,333	3,333	3,333	3,333	3,333	3,333	3,333	3,333	3,333	3,337	37,675	2,325
Security Lights	19,200	1,386	1,273	1,600	1,600	1,600	1,600	1,600	1,600	1,600	1,600	1,600	1,600	18,659	541
Security Light Maintenance	8,400	-	-	-	-	2,100	-	-	2,100	-	-	2,100	2,100	8,400	-
Utilities	5,400	394	390	450	450	450	450	450	450	450	450	450	450	5,284	116
<b>Administrative Services</b>															
Director Fees	9,780	653	7	815	815	815	815	815	815	815	815	815	815	8,811	969
Director Reimbursements	1,200	67	-	100	100	100	100	100	100	100	100	100	100	1,067	133
Tax Appraisal/Collection Fees	6,200	93	-	200	-	1,500	-	-	1,500	-	-	1,500	1,400	6,193	7
Insurance	12,600	-	-	200	-	-	-	-	-	400	12,000	-	-	12,600	-
Election Expense	10,000	-	-	-	-	-	-	-	-	-	-	-	10,000	10,000	-
Website	3,750	275	325	175	175	175	175	175	175	175	175	175	1,825	4,000	(250)
Publications	2,000	-	-	-	-	-	-	-	-	-	-	-	2,000	2,000	-
Bank Fees	600	34	24	50	50	50	50	50	50	50	50	50	50	558	42
Other Expenses	1,200	-	-	100	100	100	100	100	100	100	100	100	100	1,000	200
<b>Professional Fees</b>															
Legal Fees	78,000	6,597	5,514	6,500	6,500	6,500	6,500	6,500	6,500	6,500	6,500	6,500	6,500	77,111	889
Accounting	18,750	1,500	1,500	1,500	2,250	1,500	1,500	1,500	1,500	1,500	1,500	1,500	1,500	18,750	-
Engineering Fees	45,000	7,154	2,925	3,750	3,750	3,750	3,750	3,750	3,750	3,750	3,750	3,750	3,750	47,579	(2,579)
Engineering Fees-Sp Proj	40,000	1,689	1,739	-	-	-	-	-	-	-	-	-	36,400	39,828	172
Financial Advisor Fees	1,200	-	-	-	-	-	-	-	-	-	-	-	1,200	1,200	-
Audit Fees	14,000	-	-	-	14,000	-	-	-	-	-	-	-	-	14,000	-
<b>Total Expenditures</b>	<b>1,431,306</b>	<b>85,051</b>	<b>78,014</b>	<b>105,732</b>	<b>99,342</b>	<b>88,192</b>	<b>91,292</b>	<b>85,192</b>	<b>88,792</b>	<b>86,792</b>	<b>102,192</b>	<b>88,792</b>	<b>421,246</b>	<b>1,420,629</b>	<b>10,677</b>
<b>Excess/(Deficiency) of Revenues over Expenditures</b>															
	<b>\$ 271,329</b>	<b>\$ 13,414</b>	<b>\$ 43,577</b>	<b>\$ 297,936</b>	<b>\$ 304,326</b>	<b>\$ 67,473</b>	<b>\$ 23,039</b>	<b>\$ (12,195)</b>	<b>\$ (15,795)</b>	<b>\$ (13,795)</b>	<b>\$ (29,195)</b>	<b>\$ (15,795)</b>	<b>\$ (348,255)</b>	<b>\$ 314,736</b>	<b>\$ 43,407</b>

Fund Balance	2,236,467
Budget 11/30/2021	56,991
<b>Fund Balance + Budgeted</b>	<b>\$ 2,293,459</b>

**Highlands at Mayfield Ranch M.U.D.  
Bank Reconciliation  
November 30, 2021**

		<b>First Texas Bank Operating Account</b>	<b>First Texas Bank Bookkeeper's Account</b>	<b>Total</b>
Bank Balance, 11/30/2021		\$ 22,311.24	\$ 85,666.30	\$ 107,977.54
Uncleared Transactions				
01/26/2021 5381	Terri A. Crauford	-	(145.48)	(145.48)
01/27/2021 5356	Crauford, Terri	-	(138.52)	(138.52)
07/29/2021 5483	Highsmith, Carl	-	(138.52)	(138.52)
08/26/2021 5504	Highsmith, Carl	-	(138.53)	(138.53)
09/22/2021 5522	Highsmith, Carl	-	(173.24)	(173.24)
10/27/2021 5546	Highsmith, Carl	-	(138.53)	(138.53)
10/27/2021 5563	City of Round Rock	-	(35,914.30)	(35,914.30)
Total Uncleared Transactions		-	(36,787.12)	(36,787.12)
Register Balance as of 11/30/2021		\$ 22,311.24	\$ 48,879.18	\$ 71,190.42

See Accountants' Report.



**Highlands at Mayfield Ranch MUD**  
**Analysis of Wastewater Revenue and Expenditures**  
**October 1, 2021 - September 30, 2022**

Month		# Active Connections	REVENUE		EXPENSE		
			Billed by City of Georgetown	# Gallons Multiplier	Rate	Accrued for Month	Paid to City of Cedar Park
Prior Year Balance						-	(199.38)
Oct-21	Res	1087	71,814.42	6,365	0.00374	25,876.14	26,796.05
Nov-21	Res	1084	72,033.29	6,365	0.00374	25,804.73	26,844.83
Dec-21	Res	-	-	6,365	0.00374	-	-
Jan-22	Res	-	-	6,365	0.00374	-	-
Feb-22	Res	-	-	6,365	0.00374	-	-
Mar-22	Res	-	-	6,271	0.00374	-	-
Apr-22	Res	-	-	6,271	0.00374	-	-
May-22	Res	-	-	6,271	0.00374	-	-
Jun-22	Res	-	-	6,271	0.00374	-	-
Jul-22	Res	-	-	6,271	0.00374	-	-
Aug-22	Res	-	-	6,271	0.00374	-	-
Sep-22	Res	-	-	6,271	0.00374	-	-
Balance			<u>\$ 143,847.71</u>			<u>\$ 51,680.88</u>	<u>\$ 53,441.50</u>
Balance Owed to (from) City of Cedar Park							<u>\$ (1,760.62)</u>

See Accountants' Report

**Highlands at Mayfield Ranch M.U.D.  
Builder Deposits  
November 30, 2021**

Builder	Deposit Date	Amount
M/I Homes of Austin	8/31/2013	2,000.00
Highland Homes	5/20/2014	2,000.00
Sitterle Homes	11/30/2016	2,000.00
Trendmaker Homes	11/21/2017	2,000.00
Ashton Woods	11/30/2018	2,000.00
		<u>\$ 10,000.00</u>

See Accountants' Report.

## **Debt Service Fund**

# **Highlands at Mayfield Ranch M.U.D.** **Debt Service Schedule**

		Series 2015		Series 2016		Series 2017		Series 2018		Series 2019		Series 2020		Series 2021		Total	
Due Date	Paid Date	Interest Rates 2.00% - 4.50%		Interest Rates 2.10% - 4.25%		Interest Rates 3.00% - 4.00%		Interest Rates 3.50% - 6.25%		Interest Rates 2.00% - 3.00%		Interest Rates 2.00% - 2.50%		Interest Rates 2.00% - 2.50%			
		Principal	Interest	Principal	Interest	Principal	Interest	Principal	Interest	Principal	Interest	Principal	Interest	Principal	Interest	Principal	Interest
3/1/2016	2/26/2016	-	106,611	-	-	-	-	-	-	-	-	-	-	-	-	-	106,611
9/1/2016	8/30/2016	-	71,873	-	-	-	-	-	-	-	-	-	-	-	-	-	71,873
FY 2016		-	178,483	-	-	-	-	-	-	-	-	-	-	-	-	-	178,483
3/1/2017	3/1/2017	-	71,873	-	-	-	-	-	-	-	-	-	-	-	-	-	71,873
9/1/2017	9/1/2017	-	71,873	-	117,044	-	-	-	-	-	-	-	-	-	-	-	188,916
FY 2017		-	143,745	-	117,044	-	-	-	-	-	-	-	-	-	-	-	260,789
3/1/2018	3/1/2018	-	71,873	-	83,936	-	61,613	-	-	-	-	-	-	-	-	-	217,421
9/1/2018	9/1/2018	55,000	71,873	-	83,936	-	110,903	-	-	-	-	-	-	-	-	55,000	266,711
FY 2018		55,000	143,745	-	167,871	-	172,516	-	-	-	-	-	-	-	-	55,000	484,132
3/1/2019	3/1/2019	-	71,323	-	83,936	-	110,903	-	-	-	-	-	-	-	-	-	266,161
9/1/2019	9/1/2019	55,000	71,323	85,000	83,936	-	110,903	-	188,760	-	-	-	-	-	-	140,000	454,921
FY 2019		55,000	142,645	85,000	167,871	-	221,806	-	188,760	-	-	-	-	-	-	140,000	721,082
3/1/2020	3/1/2020	-	70,704	-	83,043	-	110,903	-	135,366	-	47,412	-	-	-	-	-	447,427
9/1/2020	9/1/2020	60,000	70,704	90,000	83,043	150,000	110,903	-	135,366	-	67,198	-	-	-	-	300,000	467,213
FY 2020		60,000	141,408	90,000	166,086	150,000	221,806	-	270,731	-	114,609	-	-	-	-	300,000	914,640
3/1/2021	3/1/2021	-	69,984	-	82,031	-	107,903	-	135,366	-	67,198	-	40,961	-	-	-	503,442
9/1/2021	9/1/2021	65,000	69,984	95,000	82,031	150,000	107,903	120,000	135,366	-	67,198	-	72,284	-	-	430,000	534,765
FY 2021		65,000	139,968	95,000	164,061	150,000	215,806	120,000	270,731	-	134,395	-	113,245	-	-	430,000	1,038,207
3/1/2022		-	69,123	-	80,891	-	104,903	-	131,616	-	67,198	-	72,284	-	13,464	-	539,478
9/1/2022		70,000	69,123	95,000	80,891	155,000	104,903	125,000	131,616	85,000	67,198	-	72,284	-	19,703	530,000	545,717
FY 2022		70,000	138,245	95,000	161,781	155,000	209,806	125,000	263,231	85,000	134,395	-	144,569	-	33,167	530,000	1,085,194
3/1/2023		-	68,108	-	79,703	-	101,803	-	128,178	-	66,348	-	72,284	-	19,703	-	536,127
9/1/2023		75,000	68,108	100,000	79,703	155,000	101,803	130,000	128,178	90,000	66,348	110,000	72,284	35,000	19,703	695,000	536,127
FY 2023		75,000	136,215	100,000	159,406	155,000	203,606	130,000	256,356	90,000	132,695	110,000	144,569	35,000	39,406	695,000	1,072,254
3/1/2024		-	66,983	-	78,203	-	98,703	-	124,603	-	65,448	-	70,084	-	19,353	-	523,377
9/1/2024		75,000	66,983	105,000	78,203	160,000	98,703	135,000	124,603	95,000	65,448	115,000	70,084	40,000	19,353	725,000	523,377
FY 2024		75,000	133,965	105,000	156,406	160,000	197,406	135,000	249,206	95,000	130,895	115,000	140,169	40,000	38,706	725,000	1,046,754
3/1/2025		-	65,783	-	76,628	-	95,503	-	120,891	-	64,498	-	67,784	-	18,753	-	509,839
9/1/2025		80,000	65,783	110,000	76,628	160,000	95,503	145,000	120,891	100,000	64,498	120,000	67,784	40,000	18,753	755,000	509,839
FY 2025		80,000	131,565	110,000	153,256	160,000	191,006	145,000	241,781	100,000	128,995	120,000	135,569	40,000	37,506	755,000	1,019,679
3/1/2026		-	64,443	-	74,428	-	92,303	-	116,903	-	63,498	-	65,384	-	18,353	-	495,312
9/1/2026		85,000	64,443	115,000	74,428	165,000	92,303	150,000	116,903	105,000	63,498	125,000	65,384	40,000	18,353	785,000	495,312
FY 2026		85,000	128,885	115,000	148,856	165,000	184,606	150,000	233,806	105,000	126,995	125,000	130,769	40,000	36,706	785,000	990,624
3/1/2027		-	62,955	-	72,128	-	89,828	-	112,778	-	62,448	-	64,134	-	17,953	-	482,224
9/1/2027		90,000	62,955	120,000	72,128	170,000	89,828	155,000	112,778	110,000	62,448	130,000	64,134	40,000	17,953	815,000	482,224
FY 2027		90,000	125,910	120,000	144,256	170,000	179,656	155,000	225,556	110,000	124,895	130,000	128,269	40,000	35,906	815,000	964,449
3/1/2028		-	61,335	-	69,728	-	87,278	-	110,066	-	61,348	-	62,834	-	17,553	-	470,142
9/1/2028		95,000	61,335	120,000	69,728	180,000	87,278	165,000	110,066	115,000	61,348	140,000	62,834	45,000	17,553	860,000	470,142
FY 2028		95,000	122,670	120,000	139,456	180,000	174,556	165,000	220,131	115,000	122,695	140,000	125,669	45,000	35,106	860,000	940,284
3/1/2029		-	59,578	-	67,328	-	84,578	-	107,178	-	60,140	-	61,434	-	17,103	-	457,339
9/1/2029		105,000	59,578	125,000	67,328	180,000	84,578	170,000	107,178	120,000	60,140	145,000	61,434	45,000	17,103	890,000	457,339
FY 2029		105,000	119,155	125,000	134,656	180,000	169,156	170,000	214,356	120,000	120,280	145,000	122,869	45,000	34,206	890,000	914,679
3/1/2030		-	57,583	-	64,828	-	81,878	-	104,203	-	58,880	-	59,984	-	16,653	-	444,009
9/1/2030		110,000	57,583	130,000	64,828	190,000	81,878	180,000	104,201	125,000	58,880	150,000	59,984	45,000	16,653	930,000	444,009
FY 2030		110,000	115,165	130,000	129,656	190,000	163,756	180,000	208,404	125,000	117,760	150,000	119,969	45,000	33,306	930,000	888,017
3/1/2031		-	55,383	-	62,228	-	79,028	-	100,828	-	57,474	-	58,484	-	16,203	-	429,628
9/1/2031		115,000	55,383	140,000	62,228	190,000	79,028	185,000	100,828	135,000	57,474	155,000	58,484	50,000	16,203	970,000	429,628
FY 2031		115,000	110,765	140,000	124,456	190,000	158,056	185,000	201,656	135,000	114,948	155,000	116,969	50,000	32,406	970,000	859,256
3/1/2032		-	53,083	-	59,428	-	76,178	-	97,359	-	55,955	-	56,934	-	15,703	-	414,641
9/1/2032		120,000	53,083	145,000	59,428	200,000	76,178	195,000	97,359	140,000	55,955	165,000	56,934	50,000	15,703	1,015,000	414,641
FY 2032		120,000	106,165	145,000	118,856	200,000	152,356	195,000	194,719	140,000	111,910	165,000	113,869	50,000	31,406	1,015,000	829,281
3/1/2033		-	50,383	-	56,528	-	73,178	-	93,703	-	54,310	-	55,284	-	15,203	-	398,589
9/1/2033		130,000	50,383	150,000	56,528	200,000	73,178	205,000	93,703	145,000	54,310	170,000	55,284	50,000	15,203	1,050,000	398,589
FY 2033		130,000	100,765	150,000	113,056	200,000	146,356	205,000	187,406	145,000	108,620	170,000	110,569	50,000	30,		

**Highlands at Mayfield Ranch M.U.D.**  
**Debt Service Schedule**

Due Date	Paid Date	Series 2015		Series 2016		Series 2017		Series 2018		Series 2019		Series 2020		Series 2021		Total	
		Interest Rates 2.00% - 4.50%		Interest Rates 2.10% - 4.25%		Interest Rates 3.00% - 4.00%		Interest Rates 3.50% - 6.25%		Interest Rates 2.00% - 3.00%		Interest Rates 2.00% - 2.50%		Interest Rates 2.00% - 2.50%			
		Principal	Interest	Principal	Interest	Principal	Interest	Principal	Interest	Principal	Interest	Principal	Interest	Principal	Interest	Principal	Interest
9/1/2041		205,000	23,780	205,000	28,666	275,000	42,266	290,000	55,728	215,000	35,775	245,000	37,500	70,000	9,938	1,505,000	233,652
<b>FY 2041</b>		<b>205,000</b>	<b>47,560</b>	<b>205,000</b>	<b>57,331</b>	<b>275,000</b>	<b>84,531</b>	<b>290,000</b>	<b>111,456</b>	<b>215,000</b>	<b>71,550</b>	<b>245,000</b>	<b>75,000</b>	<b>70,000</b>	<b>19,875</b>	<b>1,505,000</b>	<b>467,304</b>
3/1/2042		-	19,578	-	24,438	-	37,625	-	49,928	-	32,550	-	34,438	-	9,063	-	207,618
9/1/2042		220,000	19,578	210,000	24,438	285,000	37,625	305,000	49,928	225,000	32,550	255,000	34,438	70,000	9,063	1,570,000	207,618
<b>FY 2042</b>		<b>220,000</b>	<b>39,155</b>	<b>210,000</b>	<b>48,875</b>	<b>285,000</b>	<b>75,250</b>	<b>305,000</b>	<b>99,856</b>	<b>225,000</b>	<b>65,100</b>	<b>255,000</b>	<b>68,875</b>	<b>70,000</b>	<b>18,125</b>	<b>1,570,000</b>	<b>415,236</b>
3/1/2043		-	15,068	-	19,975	-	32,638	-	43,828	-	29,175	-	31,250	-	8,188	-	180,121
9/1/2043		230,000	15,068	220,000	19,975	300,000	32,638	315,000	43,828	240,000	29,175	265,000	31,250	70,000	8,188	1,640,000	180,121
<b>FY 2043</b>		<b>230,000</b>	<b>30,135</b>	<b>220,000</b>	<b>39,950</b>	<b>300,000</b>	<b>65,275</b>	<b>315,000</b>	<b>87,656</b>	<b>240,000</b>	<b>58,350</b>	<b>265,000</b>	<b>62,500</b>	<b>70,000</b>	<b>16,375</b>	<b>1,640,000</b>	<b>360,241</b>
3/1/2044		-	10,353	-	15,300	-	27,388	-	37,331	-	25,575	-	27,938	-	7,313	-	151,196
9/1/2044		245,000	10,353	230,000	15,300	305,000	27,388	330,000	37,331	250,000	25,575	280,000	27,938	75,000	7,313	1,715,000	151,196
<b>FY 2044</b>		<b>245,000</b>	<b>20,705</b>	<b>230,000</b>	<b>30,600</b>	<b>305,000</b>	<b>54,775</b>	<b>330,000</b>	<b>74,663</b>	<b>250,000</b>	<b>51,150</b>	<b>280,000</b>	<b>55,875</b>	<b>75,000</b>	<b>14,625</b>	<b>1,715,000</b>	<b>302,393</b>
3/1/2045		-	5,330	-	10,413	-	22,050	-	30,525	-	21,825	-	24,438	-	6,375	-	120,955
9/1/2045		260,000	5,330	240,000	10,413	320,000	22,050	345,000	30,525	265,000	21,825	290,000	24,438	80,000	6,375	1,800,000	120,955
<b>FY 2045</b>		<b>260,000</b>	<b>10,660</b>	<b>240,000</b>	<b>20,825</b>	<b>320,000</b>	<b>44,100</b>	<b>345,000</b>	<b>61,050</b>	<b>265,000</b>	<b>43,650</b>	<b>290,000</b>	<b>48,875</b>	<b>80,000</b>	<b>12,750</b>	<b>1,800,000</b>	<b>241,910</b>
3/1/2046		-	-	-	5,313	-	16,450	-	23,409	-	17,850	-	20,813	-	5,375	-	89,209
9/1/2046		-	-	250,000	5,313	460,000	16,450	360,000	23,409	275,000	17,850	305,000	20,813	80,000	5,375	1,730,000	89,209
<b>FY 2046</b>		<b>-</b>	<b>-</b>	<b>250,000</b>	<b>10,625</b>	<b>460,000</b>	<b>32,900</b>	<b>360,000</b>	<b>46,819</b>	<b>275,000</b>	<b>35,700</b>	<b>305,000</b>	<b>41,625</b>	<b>80,000</b>	<b>10,750</b>	<b>1,730,000</b>	<b>178,419</b>
3/1/2047		-	-	-	-	-	8,400	-	15,984	-	13,725	-	17,000	-	4,375	-	59,484
9/1/2047		-	-	-	-	480,000	8,400	380,000	15,984	290,000	13,725	320,000	17,000	85,000	4,375	1,555,000	59,484
<b>FY 2047</b>		<b>-</b>	<b>-</b>	<b>-</b>	<b>-</b>	<b>480,000</b>	<b>16,800</b>	<b>380,000</b>	<b>31,969</b>	<b>290,000</b>	<b>27,450</b>	<b>320,000</b>	<b>34,000</b>	<b>85,000</b>	<b>8,750</b>	<b>1,555,000</b>	<b>118,969</b>
3/1/2048		-	-	-	-	-	-	-	8,147	-	9,375	-	13,000	-	3,313	-	33,834
9/1/2048		-	-	-	-	-	-	395,000	8,147	305,000	9,375	330,000	13,000	85,000	3,313	1,115,000	33,834
<b>FY 2048</b>		<b>-</b>	<b>-</b>	<b>-</b>	<b>-</b>	<b>-</b>	<b>-</b>	<b>395,000</b>	<b>16,294</b>	<b>305,000</b>	<b>18,750</b>	<b>330,000</b>	<b>26,000</b>	<b>85,000</b>	<b>6,625</b>	<b>1,115,000</b>	<b>67,669</b>
3/1/2049		-	-	-	-	-	-	-	-	-	4,800	-	2,250	-	2,250	-	15,925
9/1/2049		-	-	-	-	-	-	-	-	320,000	4,800	345,000	8,875	90,000	2,250	755,000	15,925
<b>FY 2049</b>		<b>-</b>	<b>-</b>	<b>-</b>	<b>-</b>	<b>-</b>	<b>-</b>	<b>-</b>	<b>-</b>	<b>320,000</b>	<b>9,600</b>	<b>345,000</b>	<b>17,750</b>	<b>90,000</b>	<b>4,500</b>	<b>755,000</b>	<b>31,850</b>
3/1/2049		-	-	-	-	-	-	-	-	-	4,563	-	1,125	-	1,125	-	5,688
9/1/2049		-	-	-	-	-	-	-	-	-	-	365,000	4,563	90,000	1,125	455,000	5,688
<b>FY 2049</b>		<b>-</b>	<b>-</b>	<b>-</b>	<b>-</b>	<b>-</b>	<b>-</b>	<b>-</b>	<b>-</b>	<b>-</b>	<b>-</b>	<b>365,000</b>	<b>9,125</b>	<b>90,000</b>	<b>2,250</b>	<b>455,000</b>	<b>11,375</b>
3/1/2049		-	-	-	-	-	-	-	-	-	-	-	-	-	-	-	-
9/1/2049		-	-	-	-	-	-	-	-	-	-	-	-	-	-	-	-
<b>FY 2049</b>		<b>-</b>	<b>-</b>	<b>-</b>	<b>-</b>	<b>-</b>	<b>-</b>	<b>-</b>	<b>-</b>	<b>-</b>	<b>-</b>	<b>-</b>	<b>-</b>	<b>-</b>	<b>-</b>	<b>-</b>	<b>-</b>
<b>Total - All Series</b>		<b>\$ 3,700,000</b>	<b>\$ 3,041,498</b>	<b>\$ 4,300,000</b>	<b>\$ 3,284,690</b>	<b>\$ 6,500,000</b>	<b>\$ 4,160,854</b>	<b>\$ 6,500,000</b>	<b>\$ 5,023,252</b>	<b>\$ 5,000,000</b>	<b>\$ 2,751,062</b>	<b>\$ 5,970,000</b>	<b>\$ 2,749,939</b>	<b>\$ 1,690,000</b>	<b>\$ 712,723</b>	<b>\$ 33,660,000</b>	<b>\$ 21,724,018</b>
<b>Principal &amp; Interest payments made</b>		<b>(235,000)</b>	<b>(889,993)</b>	<b>(270,000)</b>	<b>(782,934)</b>	<b>(300,000)</b>	<b>(831,935)</b>	<b>(120,000)</b>	<b>(730,222)</b>	<b>-</b>	<b>(249,004)</b>	<b>-</b>	<b>(113,245)</b>	<b>-</b>	<b>-</b>	<b>(925,000)</b>	<b>(3,597,334)</b>
<b>Balance Outstanding</b>		<b>\$ 3,465,000</b>	<b>\$ 2,151,505</b>	<b>\$ 4,030,000</b>	<b>\$ 2,501,756</b>	<b>\$ 6,200,000</b>	<b>\$ 3,328,919</b>	<b>\$ 6,380,000</b>	<b>\$ 4,293,030</b>	<b>\$ 5,000,000</b>	<b>\$ 2,502,058</b>	<b>\$ 5,970,000</b>	<b>\$ 2,636,694</b>	<b>\$ 1,690,000</b>	<b>\$ 712,723</b>	<b>\$ 32,735,000</b>	<b>\$ 18,126,685</b>

## **Expenditures to be Approved**

Highlands at Mayfield Ranch M.U.D.  
Payroll Register  
January 26, 2022

Date	Source Name	Payroll Item	Amount
01/26/2022	Crauford, Terri	Directors Wages	150.00
	Crauford, Terri	Mileage Reimbursement	31.32
	Crauford, Terri	Federal Withholding	0.00
	Crauford, Terri	Social Security Employee	(9.30)
	Crauford, Terri	Medicare Employee	(2.18)
			<u>169.84</u>
01/26/2022	Franklin, Frederick W.	Directors Wages	150.00
	Franklin, Frederick W.	Mileage Reimbursement	35.96
	Franklin, Frederick W.	Federal Withholding	0.00
	Franklin, Frederick W.	Social Security Employee	(9.30)
	Franklin, Frederick W.	Medicare Employee	(2.18)
			<u>174.48</u>
01/26/2022	Highsmith, Carl	Directors Wages	150.00
	Highsmith, Carl	Federal Withholding	0.00
	Highsmith, Carl	Social Security Employee	(9.30)
	Highsmith, Carl	Medicare Employee	(2.18)
			<u>138.52</u>
01/26/2022	Willis, Mendy	Directors Wages	150.00
	Willis, Mendy	Federal Withholding	0.00
	Willis, Mendy	Social Security Employee	(9.30)
	Willis, Mendy	Medicare Employee	(2.18)
			<u>138.52</u>
01/26/2022	Henderson, Stacy	Directors Wages	150.00
	Henderson, Stacy	Federal Withholding	0.00
	Henderson, Stacy	Social Security Employee	(9.30)
	Henderson, Stacy	Medicare Employee	(2.18)
			<u>138.52</u>
TOTAL			<u><u>759.88</u></u>

See Accountants' Report

Aquatic Features, Inc.

6611 Burnet Lane  
Austin, TX 78757



# Invoice

Date	Invoice #
12/21/2021	202112925

Bill To
Highlands at Mayfield Ranch 3 c/o Bott & Douthitt, PLLC Attn: Tricia Melton P.O. Box 2445 Round Rock, TX 78680

Info

P.O. No.	Terms	Project
	NET 10	

Quantity	Description	Rate	Amount
1	Fountain control panel, new off/on turn knob that was broken off by vandal	42.00	42.00
1	Freight	15.00	15.00
1	Labor	135.00	135.00
		<b>Total</b>	<b>\$192.00</b>

By/Date Received: 12-21-21

By/Date Posted: 12/22

Approved for Payment: [Signature]

Hand Delivered to: \_\_\_\_\_

Mailed By/Date: \_\_\_\_\_

GL#: 602446

Phone #
(512) 301-3199

E-mail	Web Site
scott@aquaticfeaturesinc.com	aquaticfeaturesinc.com



Aquatic Features, Inc.

6611 Burnet Lane  
Austin, TX 78757



# Invoice

Date	Invoice #
1/5/2022	2022387

<b>Bill To</b>
Highlands at Mayfield Ranch 3 c/o Bott & Douthitt, PLLC Attn: Tricia Melton P.O. Box 2445 Round Rock, TX 78680

<b>Info</b>

P.O. No.	Terms	Project

Quantity	Description	Rate	Amount
1	Wet pond maintenance: work done in previous month from invoice date; three ponds.	975.00	975.00
1.1	Sonar growth inhibitors amortized over 12 months; Updated March 25, 2021	37.50	41.25
7	Pond dye	15.00	105.00
5	Beneficial-engineered microbes to help digest sulfur smell, digestion of leaf/ plant material reduce sludge.	15.00	75.00
	Travis sales tax	8.25%	0.00
		By/Date Received: <u>1/13/22</u>	
		By/Date Posted: <u>1/13/22</u>	
		Approved for Payment: <u>[Signature]</u>	
		Hand Delivered to: _____	
		Mailed By/Date: _____	
		GL#: <u>6870</u>	
<b>Total</b>			\$1,196.25

<b>Phone #</b>
(512) 301-3199

<b>E-mail</b>	<b>Web Site</b>
scott@aquaticfeaturesinc.com	aquaticfeaturesinc.com

# ARMBRUST & BROWN, PLLC

ATTORNEYS & COUNSELORS

100 Congress Avenue

Suite 1300

Austin, TX 78701-2744

PHONE: (512) 435-2300

FACSIMILE: (512) 435-2360

Federal Tax I.D. No.: 74-2827166

## Billing Summary

HIGHLANDS AT MAYFIELD RANCH MUD

C/O BOTT & DOUTHITT, P.L.L.C.

P.O. BOX 2445

ROUND ROCK, TX 78681

December 16, 2021

Client: 042250

Matter: 000100

Attention: TRICIA MELTON

For Professional Services Rendered Through November 30, 2021

## Account Summary

Invoice #	Matter Name	Previous Balance	Current Invoice	Credits	Total Due
178460	GENERAL	\$6,596.68	\$5,514.11	\$6,596.68	\$5,514.11

Please return with all remittance for proper credit.

Total due reflects payments received as of the date of this invoice.

Thank you.

Amount of Payment: \_\_\_\_\_

By/Date Received: On 12-16-21

By/Date Posted: 12/17/21

Approved for Payment: \_\_\_\_\_

Hand Delivered to: \_\_\_\_\_

Mailed By/Date: \_\_\_\_\_

GL#: 6320



# BMP

## SPECIALIST

PO Box 296 Cedar Park, TX 78630

P: (512) 246-6267 F: (512) 246-6204

Date	Invoice #
11/30/2021	136828

<b>Bill To</b>
Highlands @ Mayfield Ranch MUD c/o Bott & Douthitt, PLLC PO Box 2445 Round Rock, TX 78681

P.O. # / Address	Terms
Highland @ Mayfield	Due on receipt

Quantity	Description	Rate	Amount
2	Sweep Streets:Highlands at Mayfield on November 30 (2hr min)	120.00	240.00
Thank you for your business - We appreciate it very much!		By/Date Received: <u>12/7/21</u>	
		By/Date Posted: <u>1/13/22</u>	
		Approved for Payment: <u>[Signature]</u>	
		Hand Delivered to: _____	
		Mailed By/Date: _____	
		GL#: <u>6273</u>	
		Sales Tax (8.25%)	\$0.00
		<b>Total</b>	<b>\$240.00</b>



# BMP

## SPECIALIST

PO Box 296 Cedar Park, TX 78630

P: (512) 246-6267 F: (512) 246-6204

Date	Invoice #
12/7/2021	137005

<b>Bill To</b>
Highlands @ Mayfield Ranch MUD c/o Bott & Douthitt, PLLC PO Box 2445 Round Rock, TX 78681

P.O. # / Address	Terms
Highland @ Mayfield	Due on receipt

Quantity	Description	Rate	Amount
2	Sweep Streets:Highlands at Mayfield on December 7 (2hr min)	120.00	240.00
Thank you for your business - We appreciate it very much!		By/Date Received: <u>10/12/21</u>	
		By/Date Posted: <u>11/12/22</u>	
		Approved for Payment: <u>[Signature]</u>	
		Hand Delivered to: _____	
		Mailed By/Date: _____	
		GL#: <u>6273</u>	
		Sales Tax (8.25%)	\$0.00
		<b>Total</b>	<b>\$240.00</b>



# BMP

## SPECIALIST

PO Box 296 Cedar Park, TX 78630

P: (512) 246-6267 F: (512) 246-6204

Date	Invoice #
12/27/2021	137368

**Bill To**

Highlands @ Mayfield Ranch MUD  
c/o Bott & Douthitt, PLLC  
PO Box 2445  
Round Rock, TX 78681

P.O. # / Address	Terms
Highland @ Mayfield	Due on receipt

Quantity	Description	Rate	Amount
2	Sweep Streets:Highlands at Mayfield on December 17 (2hr min)	120.00	240.00
2	Sweep Streets:Highlands at Mayfield on December 21 (2hr min)	120.00	240.00
2	Sweep Streets:Highlands at Mayfield on December 27 (2hr min)	120.00	240.00
		By/Date Received: <u>12/13/22</u>	
		By/Date Posted: <u>12/13/22</u>	
		Approved for Payment: <u>[Signature]</u>	
		Hand Delivered to: _____	
		Mailed By/Date: _____	
		GL#: <u>1373</u>	
Thank you for your business - We appreciate it very much!		Sales Tax (8.25%)	\$0.00
		<b>Total</b>	<b>\$720.00</b>



# Invoice

Date	Invoice #
12/31/2021	11297

Bill To
Highlands at Mayfield Ranch MUD PO Box 2445 Round Rock, TX 78680

Description	Amount
Monthly Accounting Services - Meeting	1,500.00
By/Date Received: 10/1-3-22	
By/Date Posted: 10/1-4-22	
Approved for Payment: [Signature]	
Hand Delivered to: _____	
Mailed By/Date: _____	
GL#: 6630	
Thank you for your business!	<b>Total</b> \$1,500.00

PO Box 2445 • Round Rock, TX • 78680  
Phone (512) 733-0700 • Fax (512) 733-0704

**Highlands at Mayfield Ranch M.U.D.**

**Wastewater Capital Charges**

**Jul - Sep 2021**

<u>Address</u>	<u>Amount</u>
3809 Broadway Path	2,000.00
3808 Broadway Path	2,000.00
3859 Broadway Path	2,000.00
3826 Bainbridge Cove	2,000.00
3801 Bainbridge Cove	2,000.00
Total	<u>\$ 10,000.00</u>

Prepared by: AL 11/15/22  
Reviewed by: AL 11/15/22  
Approved by: [Signature]  
Date of Approval: 11/15/22  
City of Portland  
GCM: 2120

City of Georgetown  
P.O. Box 409  
Georgetown, TX 78627

ar@georgetown.org

512-931-7745



# INVOICE

Date	Invoice Number
12/07/2021	CINV-0000727

Payment Terms	Due Date
Immediate	12/07/2021

<b>Bill To:</b>  Highlands @ Mayfield Ranch Ltd PO BOX 2445 ROUND ROCK, TX 78680-2445 United States of America
---

<b>Remit To:</b>  City of Georgetown P.O. Box 409 Georgetown, TX 78627 United States of America
--

Page 1 of 1

Header Memo				
Customer ID				
6D-000070				
Quantity	Sales Item	Item Description	Price Each	Amount
0		Wastewater Collection System Fees - November 2021	0.00	6,287.20

By Date: \_\_\_\_\_  
By Date: \_\_\_\_\_  
Approved for Payment: \_\_\_\_\_  
Hand Delivered to: \_\_\_\_\_  
Mailed By/Date: \_\_\_\_\_  
GL#: \_\_\_\_\_

<b>Net Amount:</b>	6,287.20
<b>Tax</b>	0.00
<b>Total Invoice Amount</b>	USD 6,287.20

To pay via check, please remove this section and send to the Accounts Receivable Department at the "Remit To" address above with payment. To pay via credit card, please complete the form at the following URL: <https://finance.georgetown.org/accounts-receivable-payment/>

Customer Number: 6D-000070

Invoice Number: CINV-0000727



City of Georgetown  
P.O. Box 409  
Georgetown, TX 78627

ar@georgetown.org

512-931-7745



# INVOICE

Date	Invoice Number
11/03/2021	CINV-0000692

Payment Terms	Due Date
Immediate	11/03/2021

<b>Bill To:</b> Highlands @ Mayfield Ranch Ltd PO BOX 2445 ROUND ROCK, TX 78680-2445 United States of America
---

<b>Remit To:</b> City of Georgetown P.O. Box 409 Georgetown, TX 78627 United States of America
--

Page 1 of 1

Header Memo				
Customer ID				
6D-000070				
Quantity	Sales Item	Item Description	Price Each	Amount
0		Wastewater Collection System Fees - October 2021	0.00	6,304.60

By/Date Received: AR 1/13/22  
By/Date Posted: AR 1/13/22  
Approved for Payment: [Signature]  
Hand Delivered to: \_\_\_\_\_  
Mailed By/Date: \_\_\_\_\_  
GL#: 6337

<b>Net Amount:</b>	6,304.60
<b>Tax</b>	0.00
<b>Total Invoice Amount</b>	USD 6,304.60

To pay via check, please remove this section and send to the Accounts Receivable Department at the "Remit To" address above with payment. To pay via credit card, please complete the form at the following URL: <https://finance.georgetown.org/accounts-receivable-payment/>

Customer Number: 6D-000070

Invoice Number: CINV-0000692

City of Georgetown  
P.O. Box 409  
Georgetown, TX 78627

ar@georgetown.org

512-931-7745



# INVOICE

Date	Invoice Number
01/07/2022	CINV-0000758

Payment Terms	Due Date
Immediate	01/07/2022

<b>Bill To:</b> Highlands @ Mayfield Ranch Ltd PO BOX 2445 ROUND ROCK, TX 78680-2445 United States of America
---

<b>Remit To:</b> City of Georgetown P.O. Box 409 Georgetown, TX 78627 United States of America
--

Page 1 of 1

Header Memo				
Customer ID: 6D-000070				
Quantity	Sales Item	Item Description	Price Each	Amount
0		Wastewater Collection System Fees - December 2021	0.00	6,339.40

<b>Net Amount:</b>	6,339.40
<b>Tax</b>	0.00
<b>Total Invoice Amount</b>	USD 6,339.40

To pay via check, please remove this section and send to the Accounts Receivable Department at the "Remit To" address above with payment. To pay via credit card, please complete the form at the following URL: <https://finance.georgetown.org/accounts-receivable-payment/>

Customer Number: 6D-000070  
Invoice Number: CINV-0000758

By/Del. Received: tm 1/3/22  
By/Del. Received: ar 1/3/22  
Approved for Payment: [Signature]  
Hand Delivered to: \_\_\_\_\_  
Mailed By/Date: \_\_\_\_\_  
GL#: 6351

**HIGHTECH SIGNS**

1707 Hydro Dr.  
Austin, TX 78728  
Ph: (512) 832-0000  
FAX: (512) 832-9677  
Email: hightech@signsaustin.com  
Web: http://www.signsaustin.com

**Invoice #: 50371**

Order Created: 12/13/2021 4:16:07PM

Sale Date: 12/20/2021 5:10:44PM

Page 1 of 2

Sale Date: 12/20/2021 5:10:44PM

Account No.: 5645

**Billed To:** Jones | Carter Inc.  
**Contact:** Cathy Mitchell, Accounting  
**Address:** 3100 Alvin Devane Blvd.  
Suite 150  
Austin, TX 78741-7425

**Email:** cmitchell@jonescarter.com  
**Office Phone:** (512) 441-9493 x3421  
**Office Fax:** (512) 445-2286

**Created Date:** 12/13/2021 4:16:07PM  
**Salesperson:** Rose Ann Barba  
**Email:** hightech@signsaustin.com  
**Office Phone:** (512) 832-0000  
**Office Fax:** (512) 832-9677

**Description:** Sign Removal and Re- Install in Highlands @ Mayfield Ranch Greenbelt

		Quantity	Unit Price	Subtotal
<b>1</b>	<b>Product:</b> Sign Holders <b>Description:</b> 2.375 Galvanized Pole DS HVD Clamp Pair PPB-13- Clamp for location B	1.00	\$22.32	\$22.32
<b>2</b>	<b>Product:</b> Sign Holders <b>Description:</b> 2.375x120 Galvanized Steel Pole- New location C	1.00	\$62.20	\$62.20
<b>3</b>	<b>Product:</b> Sign Holders <b>Description:</b> 2.375 Galvanized Pole Round Cap- New location C	1.00	\$8.44	\$8.44
<b>4</b>	<b>Product:</b> Service and Install <b>Description:</b> Sign Removal and install in Mayfield:  - Remove double-faced sign at Location A on map. Save sign faces. - Install one of the signs on the back of the existing pole at Location B to make it double-faced. - Install the second sign on a new pole at Location C. Please line up this pole with the drainage channel to the east of the sign location. The sign should face New Hope Dr.  Installation includes digging post holes, pouring concrete footings and fastening sign panel to pole. Install is an estimate only. Hightech Signs reserves the right, if necessary, to charge additional for situations or problems which are unforeseen from the initial estimate. Customer notification will always be initiated for approval on additional work prior to start.  • Two Person Install scheduled For 12/20/2021 • Install Time = 1.75 hr	1.00	\$375.00	\$375.00

By/Date Received: 12/21/22  
By/Date Posted: 12/18/22  
Approved for Payment: \_\_\_\_\_  
Hand Delivered to: \_\_\_\_\_  
Mailed By/Date: \_\_\_\_\_  
GL#: 6265

Print Date: 12/21/2021

**Signs That Mean Business!**

**HIGHTECH SIGNS**

1707 Hydro Dr.  
Austin, TX 78728  
Ph: (512) 832-0000  
FAX: (512) 832-9677  
Email: [hightech@signsaustin.com](mailto:hightech@signsaustin.com)  
Web: <http://www.signsaustin.com>

**Invoice #: 50371**

Order Created: 12/13/2021 4:16:07PM

Sale Date: 12/20/2021 5:10:44PM

Page 2 of 2

---

**Notes** | THIS INVOICE COMPLETION DATE IS 12-20-2021.

PLEASE SUBMIT FOR PAYMENT.  
THANK YOU!

<b>Order Subtotal:</b>	<b>\$467.96</b>
<b>Total Taxes:</b>	<b>\$0.00</b>
<b>Total:</b>	<b>\$467.96</b>
<b>Order Balance:</b>	<b>\$467.96</b>

---

Payment Terms: Net 30 Days

Print Date: 12/21/2021

**Signs That Mean Business!**



# HIGHTECH SIGNS

1707 Hydro Dr.  
Austin, TX 78728  
Ph: (512) 832-0000  
FAX: (512) 832-9677  
Email: hightech@signsaustin.com  
Web: http://www.signsaustin.com

**Invoice #: 50372**

Order Created: 12/13/2021 4:17:22PM

Sale Date: 12/20/2021 5:11:01PM

Page 1 of 2

Sale Date: 12/20/2021 5:11:01PM

Account No.: 5645

**Billed To:** Jones | Carter Inc.  
**Contact:** Cathy Mitchell, Accounting  
**Address:** 3100 Alvin Devane Blvd.  
Suite 150  
Austin, TX 78741-7425  
**Email:** cmitchell@jonescarter.com  
**Office Phone:** (512) 441-9493 x3421  
**Office Fax:** (512) 445-2286

**Created Date:** 12/13/2021 4:17:22PM  
**Salesperson:** Rose Ann Barba  
**Email:** hightech@signsaustin.com  
**Office Phone:** (512) 832-0000  
**Office Fax:** (512) 832-9677

**Description:** Highlands at Mayfield MUD Park Restrictions Signs plus Install

		Quantity	Unit Price	Subtotal
<b>1</b>	<b>Product:</b> Digital Prints <b>Description:</b> Printed aluminum sign in Paloma lake colors • 2, 24 in x 18 in Single Sided Custom Flat Stock Print, Made From Aluminum .080 White • Text : Highlands at Mayfield Ranch MUD No Fish/ No Fires/No Trespassing/ No Motorized Vehicles/ No Feeding the wildlife/ No Swimming (logos) CALL WILLIAMSON COUNTY SHERIFF'S OFFICE AT 512-864-8282 TO REPORT VIOLATIONS CITATIONS UP TO \$5,000 PER VIOLATION	2.00	\$68.135	\$136.27
<b>2</b>	<b>Product:</b> Sign Holders <b>Description:</b> 2.375 Galvanized Pole SS ECO Clamp Pair	2.00	\$10.30	\$20.60
<b>3</b>	<b>Product:</b> Sign Holders <b>Description:</b> 2.375x120 Galvanized Steel Pole	2.00	\$62.20	\$124.40
<b>4</b>	<b>Product:</b> Sign Holders <b>Description:</b> 2.375 Galvanized Pole Round Cap	2.00	\$8.44	\$16.88
<b>5</b>	<b>Product:</b> Service and Install <b>Description:</b> Install two signs at pond between Winnie Place and Post Loop. Contact Cathy to make sure they have marked the spots.  Installation includes digging post holes, pouring concrete footings and fastening sign panel to pole.  Install is an estimate only. Hightech Signs reserves the right, if necessary, to charge additional for situations or problems which are unforeseen from the initial estimate. Customer notification will always be initiated for approval on additional work prior to start. • Two Person Install • Install Time = 2 hr • Travel Time = 0.375 hr	1.00	\$475.00	\$475.00

By/Date Received: 12-13-22  
By/Date Posted: 12/13/22  
Approved for Payment: [Signature]  
Hand Delivered to: \_\_\_\_\_  
Mailed By/Date: \_\_\_\_\_  
GL#: 60265

Print Date: 12/21/2021

**Signs That Mean Business!**

**HIGHTECH SIGNS**

1707 Hydro Dr.  
Austin, TX 78728  
Ph: (512) 832-0000  
FAX: (512) 832-9677  
Email: [hightech@signsaustin.com](mailto:hightech@signsaustin.com)  
Web: <http://www.signsaustin.com>

**Invoice #: 50372**

Order Created: 12/13/2021 4:17:22PM

Sale Date: 12/20/2021 5:11:01PM

Page 2 of 2

---

**Notes** | THIS INVOICE COMPLETION DATE IS 12-20-2021.

PLEASE SUBMIT FOR PAYMENT.  
THANK YOU!

<b>Order Subtotal:</b>	<b>\$773.15</b>
<b>Total Taxes:</b>	<b>\$0.00</b>
<b>Total:</b>	<b>\$773.15</b>
<b>Order Balance:</b>	<b>\$773.15</b>

---

Payment Terms: Net 30 Days

Print Date: 12/21/2021

**Signs That Mean Business!**



# JONES | CARTER

6330 West Loop South, Suite 150  
Bellaire, Texas 77401

**Invoice Total \$917.50**

December 6, 2021

Project No: 0A640-0050-00

Invoice No: 00331851

Highlands at Mayfield Ranch MUD  
c/o Bott & Douthitt  
P.O. Box 2445  
Round Rock, TX 78680

## PLEASE NOTE OUR REMIT INFO

### REMIT ADDRESS:

Jones & Carter, Inc.  
P.O. Box 95562  
Grapevine, TX 76099-9708

### ACH INFORMATION:

BB&T (Trust)  
Account #: 1440002564231  
Routing #: 111017694

Please send remittance advice to:  
AccountsReivable@jonescarter.com

Payment Terms: Due upon Receipt

Project 0A640-0050-00 Escrow Release Application  
Services include preparation of application.

Professional Services from October 30, 2021 to November 26, 2021

Task 001 Appl. Prep, Submittal & Coordination

	Hours	Rate	Amount
Professional Engineer III	4.50	195.00	877.50
Admin II	.50	80.00	40.00
Totals	5.00		917.50
Total Labor			917.50

**TOTAL THIS INVOICE \$917.50**

By/Date Received: 10/12/21  
By/Date Posted: 11/13/22  
Approved for Payment: [Signature]  
Hand Delivered to: \_\_\_\_\_  
Mailed By/Date: \_\_\_\_\_  
GL#: 1174



**JONES | CARTER**

6330 West Loop South, Suite 150  
Bellaire, Texas 77401

**Invoice Total \$1,738.75**

December 6, 2021

Project No: 0A640-0049-00

Invoice No: 00331850

Highlands at Mayfield Ranch MUD  
c/o Bott & Douthitt  
P.O. Box 2445  
Round Rock, TX 78680

**PLEASE NOTE OUR REMIT INFO**

**REMIT ADDRESS:**

**ACH INFORMATION:**

Jones & Carter, Inc. BB&T (Truist)  
P.O. Box 95562 Account #: 1440002564231  
Grapevine, TX 76099-9708 Routing #: 111017694

Please send remittance advice to:  
AccountsReivable@jonescarter.com

**Payment Terms: Due upon Receipt**

Project 0A640-0049-00 Highlands Sec. 4A, 5 & 12A VVW Line Televising

Services include distribution of door hangers in the community; coordination with contractor on schedule and progress; and daily communications to HOA regarding project status and schedule.

**Professional Services from October 30, 2021 to November 26, 2021**

Task 300 Construction Phase Services

	Hours	Rate	Amount
Professional Engineer III	3.75	195.00	731.25
Design Engineer II	7.75	130.00	1,007.50
Totals	11.50		1,738.75
<b>Total Labor</b>			<b>1,738.75</b>

**TOTAL THIS INVOICE \$1,738.75**

**Outstanding Invoices**

Number	Date	Balance
00331546	11/17/2021	1,620.64
<b>Total</b>		<b>1,620.64</b>

By/Date Received: DA 12/6/21

By/Date Posted: 12 1/13/22

Approved for Payment: [Signature]

Hand Delivered to: [Signature]

Mailed By/Date: [Signature]

GL#: 6324





JONES | CARTER

6330 West Loop South, Suite 150  
Bellaire, Texas 77401

**Invoice Total \$97.50**

December 6, 2021

Project No: 0A640-0043-00

Invoice No: 00331849

**PLEASE NOTE OUR REMIT INFO**

**REMIT ADDRESS:**

Jones & Carter, Inc.  
P.O. Box 95562  
Grapevine, TX 76099-9708

**ACH INFORMATION:**

BB&T (Trust)  
Account #: 1440002564231  
Routing #: 111017694

Please send remittance advice to:  
AccountsReivable@jonescarter.com

Payment Terms: Due upon Receipt

Highlands at Mayfield Ranch MUD  
c/o Bott & Douthitt  
P.O. Box 2445  
Round Rock, TX 78680

Project 0A640-0043-00 Highlands Sec. 3A  
Services include discussions with Developer regarding close out documents.

Professional Services from October 30, 2021 to November 26, 2021

Task 300 Construction Phase Services

	Hours	Rate	Amount
Professional Engineer III	.50	195.00	97.50
Totals	.50		97.50
Total Labor			97.50

TOTAL THIS INVOICE \$97.50

**Outstanding Invoices**

Number	Date	Balance
00331544	11/17/2021	742.50
Total		742.50

By/Date Received: Dec 12, 2021

By/Date Posted: 12/13/22

Approved for Payment: [Signature]

Hand Delivered to: \_\_\_\_\_

Mailed By/Date: \_\_\_\_\_

GL#: 6822



**JONES | CARTER**

6330 West Loop South, Suite 150  
Bellaire, Texas 77401

**Invoice Total \$2,827.50**

December 6, 2021

Project No: 0A640-0900-21

Invoice No: 00331848

Highlands at Mayfield Ranch MUD  
c/o Bott & Douthitt  
P.O. Box 2445  
Round Rock, TX 78680

**PLEASE NOTE OUR REMIT INFO**

**REMIT ADDRESS:**

**ACH INFORMATION:**

Jones & Carter, Inc.  
P.O. Box 95562  
Grapevine, TX 76099-9708

BB&T (Truist)  
Account #: 1440002564231  
Routing #: 111017694

Please send remittance advice to:  
AccountsReceivable@jonescarter.com

**Payment Terms: Due upon Receipt**

Project 0A640-0900-21 2021 General Consultation (Highlands at Mayfield Ranch MUD)

Services include discussion with Operator regarding force main valve malfunction; correspondence to resident regarding fence for Pond 5, and discussions of same with Director Franklin; coordination with pool contractors regarding erosion controls, and site visits to observe controls; discussions with Director Franklin regarding public meeting packets; coordination with Austin Wood Recycling on agreement signatures and 1295 form; discussions with resident and Aquatic Features regarding Pond No. 5 fountain; coordination with Director Highsmith on stormwater flyer; preparation of exhibit for pet waste station license agreement; preparation of exhibits for greenbelt sign relocation, tree trimming, and Pond No. 5 signs, and coordination with contractors for proposals.

**Professional Services from October 30, 2021 to November 26, 2021**

Task 002 District Operations

	Hours	Rate	Amount
Professional Engineer III	13.00	195.00	2,535.00
Design Engineer II	2.25	130.00	292.50
Totals	15.25		2,827.50
<b>Total Labor</b>			<b>2,827.50</b>

**TOTAL THIS INVOICE \$2,827.50**

**Outstanding Invoices**

Number	Date	Balance
00331547	11/17/2021	6,411.25
<b>Total</b>		<b>6,411.25</b>

By/Date Received: 12-6-21  
By/Date Posted: 12-18-22  
Approved for Payment: \_\_\_\_\_  
Hand Delivered to: \_\_\_\_\_  
Mailed By/Date: \_\_\_\_\_  
GL#: 6322

# Maxwebs Company

11004 Froke Cedar Trail  
Austin, TX 78750

## Invoice

Date	Invoice #
11/30/2021	2796

Bill To

Highlands at Mayfield Ranch MUD  
tricia@bottdouthitt.com

P.O. No.	Terms	Due Date	Account #
	Net 30	12/30/2021	HMRMUD
Description	Qty	Rate	Amount
Monthly WebSite Maintenance Fee - 3 for Nov. 2021	1	175.00	175.00
4 Email Blasts creations and sending	3	50.00	150.00
		By/Date Received: <u>DL 12.20.21</u>	
		By/Date Posted: <u>AL 11/18/22</u>	
		Approved For Payment: <u>[Signature]</u>	
		Hand Delivered to: _____	
		Mailed By/Date: _____	
		GL#: <u>10575</u>	
Total			\$325.00
Payments/Credits			\$0.00
Balance Due			\$325.00

# Maxwebs Company

11004 Froke Cedar Trail  
Austin, TX 78750

## Invoice

Date	Invoice #
1/3/2022	2823

Bill To

Highlands at Mayfield Ranch MUD  
tricia@bottdouthitt.com

P.O. No.	Terms	Due Date	Account #
	Net 30	2/2/2022	HMRMUD
Description	Qty	Rate	Amount
Monthly WebSite Maintenance Fee - 3	1	175.00	175.00
December Email Blasts and create PDF's	3	50.00	150.00
<div>By/Date Received: <u>DA 1-4-22</u></div> <div>By/Date Posted: <u>AL 1-5-22</u></div> <div>Approved for Payment: <u>[Signature]</u></div> <div>Hand Delivered to: _____</div> <div>Mailed By/Date: _____</div> <div>GL#: <u>10575</u></div>			
<b>Total</b>			<b>\$325.00</b>
<b>Payments/Credits</b>			<b>\$0.00</b>
<b>Balance Due</b>			<b>\$325.00</b>

**McCALL GIBSON SWEDLUND BARFOOT PLLC**  
*Certified Public Accountants*

13100 Wortham Center Drive  
Suite 235  
Houston, Texas 77065-5610  
(713) 462-0341  
Fax (713) 462-2708  
E-Mail: [mgsb@mgsbpllc.com](mailto:mgsb@mgsbpllc.com)

P.O. Box 29584  
Austin, Texas 78755-5126  
(512) 610-2209  
[www.mgsbpllc.com](http://www.mgsbpllc.com)

December 15, 2021

Highlands at Mayfield Ranch  
Municipal Utility District  
c/o Bott & Douthitt, PLLC  
P.O. Box 2445  
Round Rock, TX 78680

Client Number: 389-00

Preparation of an agreed-upon procedures report dated December 6, 2021, for engineering and related costs reimbursable to HMR Holdings, Inc. from proceeds of the District's Series 2020 Bond Issue.

Total Due

\$ 4,500.00

By/Date Received: 12/15/21  
By/Date Posted: AL 1/3/22  
Approved for Payment: \_\_\_\_\_  
Hand Delivered to: \_\_\_\_\_  
Mailed By/Date: \_\_\_\_\_  
GL#: 1714

Member of  
American Institute of Certified Public Accountants  
Texas Society of Certified Public Accountants

# McCALL GIBSON SWEDLUND BARFOOT PLLC

*Certified Public Accountants*

13100 Wortham Center Drive  
Suite 235  
Houston, Texas 77065-5610  
(713) 462-0341  
Fax (713) 462-2708

P. O. Box 29584  
Austin, TX 78755-5126  
(512) 610-2209  
[www.mgsbpllc.com](http://www.mgsbpllc.com)  
E-Mail: [mgsb@mgsbpllc.com](mailto:mgsb@mgsbpllc.com)

January 4, 2022

Highlands at Mayfield Ranch  
Municipal Utility District  
c/o Bott & Douthitt, PLLC  
P.O. Box 2445  
Round Rock, TX 78680

Client Number: 389-00

Audit of Highlands at Mayfield Ranch Municipal Utility  
District as of and for the year September 30, 2021.

Interim Billing

\$ 10,500.00

By/Date Received: DL 1-4-22  
By/Date Posted: AL 1/3/22  
Approved for Payment: ✓  
Hand Delivered to: \_\_\_\_\_  
Mailed By/Date: \_\_\_\_\_  
GL#: 6885

Member of  
American Institute of Certified Public Accountants  
Texas Society of Certified Public Accountants

Perfect Cuts of Austin LLC  
PO Box 9742  
Austin, TX 78766  
512-453-5569 | 512-331-8302 (fax)

**Invoice: 219146**

Date 11/25/2021  
Terms Due on receipt  
PO Number  
Account #

**Bill To**

HIGHLANDS AT MAYFIELD RANCH  
MUNICIPAL  
Attn: C/O BOTT & DOUTHITT, P.L.L.C  
PO BOX 2445  
ROUND ROCK, TX 78680

**Property Address**

HIGHLANDS AT MAYFIELD RANCH  
MUNICIPAL RAN  
123 MAYFIELD  
ROUND ROCK, TX 78665

Date/Time	Description	Quantity	Price	Total
11/1/2021	November pond #4	1.00	4100.00	4100.00
	November pond #3			
	November pond #1			
	November pond #2			
	November Channel 1			
	November Channel 2			
	November Channel 3			
	November pond #5			

By/Date Received: 10/12/21  
By/Date Posted: 12/1/22  
Approved for Payment: [Signature]  
Hand Delivered to: [Signature]  
Mailed By/Date: [Signature]  
GL#: 62108

Subtotal:	4100.00
Sales Tax	0.00
<b>Invoice Total:</b>	<b>\$4,100.00</b>

**PAYMENT COUPON**

Perfect Cuts of Austin LLC  
PO Box 9742  
Austin, TX 78766  
512-453-5569 | 512-331-8302 (fax)

HIGHLANDS AT MAYFIELD RANCH  
MUNICIPAL  
123 MAYFIELD  
ROUND ROCK, TX 78665

Terms Due on receipt  
Account #  
PO Number

Invoice # 219146  
Invoice Date 11/25/2021  
Invoice Balance \$4,100.00  
Amount Enclosed

Perfect Cuts of Austin LLC  
PO Box 9742  
Austin, TX 78766  
512-453-5569 | 512-331-8302 (fax)

**Invoice: 220383**

Date 12/25/2021  
Terms Due on receipt  
PO Number  
Account #

**Bill To**

HIGHLANDS AT MAYFIELD RANCH  
MUNICIPAL  
Attn: C/O BOTT & DOUTHITT, P.L.L.C  
PO BOX 2445  
ROUND ROCK, TX 78680

**Property Address**

HIGHLANDS AT MAYFIELD RANCH  
MUNICIPAD RAN  
123 MAYFIELD  
ROUND ROCK, TX 78665

Date/Time	Description	Quantity	Price	Total
12/1/2021	December pond #4	1.00	4100.00	4100.00
	December pond #3			
	December pond #1			
	December pond #2			
	December Channel 1			
	December Channel 2			
	December Channel 3			
	December pond #5			

By/Date Received: 02/11/22  
By/Date Posted: 12/17/22  
Approved for Payment: [Signature]  
Hand Delivered to: \_\_\_\_\_  
Mailed By/Date: \_\_\_\_\_  
GL#: 6268

Subtotal:	4100.00
Sales Tax	0.00
<b>Invoice Total:</b>	<b>\$4,100.00</b>

**PAYMENT COUPON**

Perfect Cuts of Austin LLC  
PO Box 9742  
Austin, TX 78766  
512-453-5569 | 512-331-8302 (fax)

HIGHLANDS AT MAYFIELD RANCH  
MUNICIPAL  
123 MAYFIELD  
ROUND ROCK, TX 78665

Terms Due on receipt  
Account #  
PO Number

Invoice # 220383  
Invoice Date 12/25/2021  
Invoice Balance \$4,100.00  
Amount Enclosed





**248 Addie Roy Road, Suite B-103  
Austin, Texas 78746  
Phone 512.275.7300 Fax 512.275.7305**

**DATE:** December 10, 2021  
**INVOICE #** 370-2021

**Re: Highlands at Mayfield Ranch Municipal Utility District**

**Make all checks payable to Specialized Public Finance Inc.**  
**If you have any questions concerning this invoice, contact Monica Melvin at 512.275.7300**

**SIINESSI**

By/Date Received: 12-10-21

By/Date Posted: -12-11/13/22

Approved for Payment: [Signature]

Hand Delivered to: \_\_\_\_\_

Mailed By/Date: \_\_\_\_\_

GL#: 6325. 1176

**TEXAS DISPOSAL SYSTEMS**

PO BOX 674090  
DALLAS, TX 75267  
800-375-8375

**Invoice**

Date	Invoice #
11/30/2021	6316247
Customer Number	Invoice Total
6-39795	22898.40
Payment Amount	

0600397952631624700022898408

**Bill To:**

HIGHLANDS AT MAYFIELD RANCH  
PO BOX 2445  
ROUND ROCK TX 78680

**Service Address:**

HIGHLANDS AT MAYFIELD RANCH  
VARIOUS ADDRESSES  
ROUND ROCK TX 78664

For proper credit please return this portion.

**Service Period NOVEMBER SERVICE**

DATE	DESCRIPTION	QUANTITY	AMOUNT	TOTAL
11/30/21	** SUB ACCT: 6 - 26 MUNSEY 3728 ASHBURY RD 96G TRASH@CURB+3BGS/BN DL Sub-Account: Total 23.20	1.00		23.20
11/30/21	** SUB ACCT: 6 - 110 DOWELL 3723 PACIFIC LN 96G TRASH@CURB+3BGS/BN DL Sub-Account: Total 23.20	1.00		23.20
11/30/21	** SUB ACCT: 6 - 149 KELLY 4107 CAPORA WAY 96G TRASH@CURB+3BGS/BN DL Sub-Account: Total 23.20	1.00		23.20
11/30/21	** SUB ACCT: 6 - 378 NONWEILER 4112 PRESIDIO LN 96G TRASH@CURB+3BGS/BN DL Sub-Account: Total 23.20	1.00		23.20
11/30/21	** SUB ACCT: 6 - 397 SUPPE 4121 HAIGHT ST 96G TRASH@CURB+3BGS/BN DL Sub-Account: Total 23.20	1.00		23.20
11/30/21	** SUB ACCT: 6 - 399 STEWART 3612 HERMANN ST 96G TRASH@CURB+3BGS/BN DL Sub-Account:	1.00		23.20

By/Date Received: 12/3/21  
By/Date Posted: 11/18/22  
Approved for Payment: [Signature]  
Hand Delivered to: \_\_\_\_\_  
Mailed By/Date: \_\_\_\_\_  
GL# 6277

**Account Balance**

(CONT.)

**TEXAS DISPOSAL SYSTEMS****Account No.:** 6-39795 2**Service Period:**

NOVEMBER SERVICE

**Billing Name:** HIGHLANDS AT MAYFIELD RANCH**Invoice #:** 6316247

**TEXAS DISPOSAL SYSTEMS**

PO BOX 674090  
DALLAS, TX 75267  
800-375-8375

**Invoice**

Date	Invoice #
01/05/2022	6367848
Customer Number	Invoice Total
6-39795	23501.60
Payment Amount	

0600397952636784800023501606

**Bill To:**

HIGHLANDS AT MAYFIELD RANCH  
PO BOX 2445  
ROUND ROCK TX 78680

**Service Address:**

HIGHLANDS AT MAYFIELD RANCH  
VARIOUS ADDRESSES  
ROUND ROCK TX 78664

For proper credit please return this portion.

**Service Period** DECEMBER SERVICE

DATE	DESCRIPTION	QUANTITY	AMOUNT	TOTAL
12/31/21	** SUB ACCT: 6 - 26 MUNSEY 3728 ASHBURY RD 96G TRASH@CURB+3BGS/BN DL Sub-Account: Total 23.20	1.00		23.20
12/31/21	** SUB ACCT: 6 - 110 DOWELL 3723 PACIFIC LN 96G TRASH@CURB+3BGS/BN DL Sub-Account: Total 23.20	1.00		23.20
12/31/21	** SUB ACCT: 6 - 149 KELLY 4107 CAPORA WAY 96G TRASH@CURB+3BGS/BN DL Sub-Account: Total 23.20	1.00		23.20
12/31/21	** SUB ACCT: 6 - 378 NONWEILER 4112 PRESIDIO LN 96G TRASH@CURB+3BGS/BN DL Sub-Account: Total 23.20	1.00		23.20
12/31/21	** SUB ACCT: 6 - 397 SUPPE 4121 HAIGHT ST 96G TRASH@CURB+3BGS/BN DL Sub-Account: Total 23.20	1.00		23.20
12/31/21	** SUB ACCT: 6 - 399 STEWART 3612 HERMANN ST 96G TRASH@CURB+3BGS/BN DL Sub-Account:	1.00		23.20

By Date Received: 01/07/22  
By Date Posted: 01/18/22  
Approved for Payment: [Signature]  
Handled/Forwarded to: \_\_\_\_\_  
Mailed by/Date: \_\_\_\_\_  
GL#: 10277

**Account Balance**

(CONT.)

**TEXAS DISPOSAL SYSTEMS****Account No.:** 6-39795 2**Service  
Period:**

DECEMBER SERVICE

**Billing Name:** HIGHLANDS AT MAYFIELD RANCH**Invoice #:** 6367848

Williams Mapping  
7124 Avignon Drive  
Round Rock, TX 78681

Date: December 1, 2021  
Invoice #: 588  
Customer: FMR Holdings, Inc.

Description		
Highlands at Mayfield Ranch MUD Erosion Control Inspection -	\$	350.00
November, 2021		
Summary		
Total Current Bill December 1, 2021	\$	350.00
Amount Past Due: Invoice# 582 11/09/2021	\$	350.00 ✓
Total Amount Due	\$	700.00

All checks payable to Williams Mapping

7124 Avignon Drive, Round Rock, TX 78681 (512) 560-9100 [www.WilliamsMapping.com](http://www.WilliamsMapping.com)

By/Date Received: 12.9.21  
By/Date Posted: 12/13/22  
Approved for Payment: \_\_\_\_\_  
Hand Delivered to: \_\_\_\_\_  
Mailed By/Date: \_\_\_\_\_  
GL#: 10272

Williams Mapping  
7124 Avignon Drive  
Round Rock, TX 78681

Date: January 4, 2022  
Invoice #: 595  
Customer: HMR Holdings, Inc.

Description	Amount
Highlands at Mayfield Ranch MUD Erosion Control Inspection - December, 2021	\$ 350.00
Summary	Amount
Total Current Bill January 4, 2022	\$ 350.00
Amount Past Due: Invoice# 588 12/01/2021	\$ 350.00 ✓
Total Amount Due	\$ 700.00

Mailed to: HMR Holdings, Inc. 10000 Collins Blvd. Suite 100  
Dallas, TX 75243

[7124 Avignon Drive, Round Rock, TX 78681] [512-562-9466] [Columb WilliamsMapping.com]

By/Date Received: 1021-4-22  
By/Date Posted: 1/13/22  
Approved for Payment: \_\_\_\_\_  
Hand Delivered to: \_\_\_\_\_  
Mailed By/Date: \_\_\_\_\_  
GL#: 6272

## **Bookkeeper's Account Expenditures**

HIGHLANDS AT MAYFIELD RANCH M.U.D. / BOOKKEEPING ACCOUNT

5588


Pedernales Electric Cooperative, Inc.					12/8/2021	
Date	Type	Reference	Original Amt.	Balance Due	Discount	Payment
11/30/2021	Bill	3000453402 11/2021	1,663.02	1,663.02		1,663.02
					Check Amount	1,663.02

First Texas Bank - Bo    Street Lights/Lift Station Electric - November 202    1,663.02



Questions? Call 888-554-4732  
Monday through Friday, 8 a.m. – 5:30 p.m.  
Report an outage: 888-883-3379  
pec.coop Se habla Español

Member-owned since 1938  
Not-for-profit

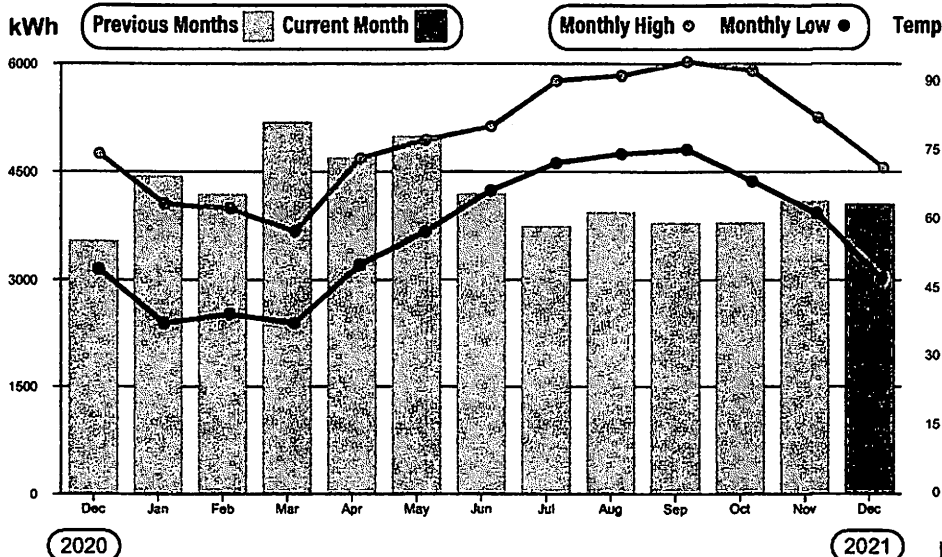


**Account #:** 3000453402  
**Member Name:** HIGHLANDS AT  
MAYFIELD RANCH MUD  
**Director District:** 1  
**Bill Date:** 12/03/2021

**Service Address: 3900 ARTERIAL LIFT STATION**

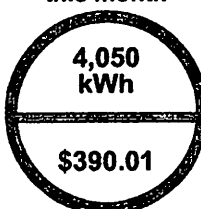
This bill does not reflect payments after 12/03/2021.  
Charge detail found on the back of this page.

## Monthly energy use




## Energy comparison


**Total energy use  
this month**



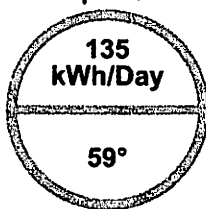
**Total energy use  
last month**



**Total energy use  
this month last year**



**Average daily use  
and temp this month**



By/Date Received: 12/21/21

By/Date Posted: 12/21/21

## IMPORTANT MEMBER INFORMATION

In 2021, we are distributing \$3 million in capital credits to current and former PEC members who accumulated capital credits in 2020 and 1994! Check your December bill to see your distribution. Learn more about capital credits at pec.coop/capital-credits.

Mailed By/Date: 12/21/21

GL#: 6285, 6280



**HIGHLANDS AT MAYFIELD RANCH M.U.D. / BOOKKEEPING ACCOUNT****5589**

Williamson Central Appraisal District

Date	Type	Reference	Original Amt.	Balance Due	12/16/2021 Discount	Payment
1/1/2022	Bill	2022-037	3,077.75	3,077.75		3,077.75
					Check Amount	3,077.75

First Texas Bank - Bo 1st Quarter Tax Appraisal Fees 2021-2022

3,077.75

Greatland [L81064W1GN] 8991496



"We will provide quality service with the highest standards of professionalism, integrity and respect. We will uphold these standards while providing an accurate, fair and cost-effective appraisal roll in compliance with the laws of the State of Texas."

December 6, 2021

Highlands @ Mayfield Ranch MUD  
Jaime Colmenero  
Armbrust & Brown LLP  
100 Congress Ave. Ste 1300  
Austin, Texas 78701

Dear Jaime Colmenero:

As you know, the Property Tax Division of the State Comptroller's Office periodically audits the Appraisal District. One area of audit is in the proper receipt and processing of each taxing unit's payment to the District.

Section 6.06(e) of the Property Tax Code states, "Unless the governing body of a unit and the chief appraiser agree to a different method of payment, each taxing unit shall pay its allocation in four equal payments to be made at the end of each calendar quarter, and the first payment shall be made before January 1 of the year in which the budget takes effect. A payment is delinquent if not paid on the date it is due." Section 6.06(f) of the Property Tax Code states, "Payments shall be made to a depository designated by the district board of directors."

Please make note of your **first quarterly** payment in the amount of **\$3,077.75...Invoice #2022-037** that is due **prior to January 1, 2022.**

Please make check payable to Williamson Central Appraisal District and mail copy of invoice and check directly to:

Williamson Central Appraisal District  
625 FM 1460  
Georgetown, Texas 78626-8050

In the past the District has sent each taxing unit a courtesy letter reminding them of its obligation approximately six weeks prior to the due date. We will continue to provide you with this courtesy letter.

Please feel free to call if you have any questions.

With kindest regards,

Alvin Lankford  
Chief Appraiser

AL/kg

By/Date Received: AL 12/13/21  
By/Date Posted: AL 12/16/21  
Approved for Payment: [Signature]  
Hand Delivered to: \_\_\_\_\_  
Mailed By/Date: tm 12/16/21  
GL#: 176, 6540

625 F.M. 1460, Georgetown, Texas 78626  
(512) 930-3787 [www.wcad.org](http://www.wcad.org)

HIGHLANDS AT MAYFIELD RANCH M.U.D. / BOOKKEEPING ACCOUNT

5590

City of Georgetown-Accounts Receivable				12/31/2021		
Date	Type	Reference	Original Amt.	Balance Due	Discount	Payment
12/31/2021	Bill	10076756 12/2021	311.55	311.55		311.55
					Check Amount	311.55

First Texas Bank - Bo    Water Usage - WW Line Televising

311.55



**City of Georgetown**  
 Utility Office  
 300-1 Industrial Avenue  
 P.O. Box 1430  
 Georgetown, Texas 78627

For Inquiries, please call  
 Phone (512) 930-3640  
 Toll Free 1-888-474-4904

Website: <https://gus.georgetown.org>

Office Hours: Mon-Fri 8:00 am – 5:00 pm  
 Contact Center Hours: Mon-Fri 8:00 am – 5:00 pm

Visa, Mastercard, and Discover Accepted

\*\*AUTO\*\*ALL FOR AADC 786 11 AADC 126751DD20-A-3  
 2735 1 AB 0.458



HIGHLANDS AT MAYFIELD RANCH MUD  
 PO BOX 2445  
 ROUND ROCK TX 78680-2445

#### ACCOUNT INFORMATION

ACCOUNT: 10076756  
 CYCLE: 02  
 SERVICE ADDRESS: @H64319G @H64319G HIGHLANDS VAN  
 LAST PAYMENT: 12/13/21 -261.17  
 SERVICE PERIOD - PRORATED: 11/16/21 TO 12/03/21  
 BILLING DATE: 12/21/21  
 DUE DATE: January 10, 2022

#### SPECIAL MESSAGE

**Final Bill**

#### CURRENT CHARGES (WATER)

21015934

Description	Quantity	Price	Amount
Hydrant Meter Base Rate	18 Day	13.058333	235.05
Volumetric Charges (per kgal) Tier -	9 kgal	8.500000	76.50

**Total water 311.55**

#### AMOUNT DUE

PREVIOUS BALANCE	261.17
PAYMENTS	-261.17
CURRENT CHARGES	311.55
TOTAL AMOUNT DUE BY DUE DATE	311.55
TOTAL DUE INCLUDING VOLUNTARY	
GOOD NEIGHBOR FUND CONTRIBUTION	312.55

If not paid by due date a 10% late fee will be charged.

#### CONSUMPTION DETAILS

Water				
Meter ID	Start read	End read	Meter size	Usage
21015934	2	11		9 kgal

By/Date Received: DA 12.28.21  
 By/Date Posted: tm 12.31.21  
 Approved for Payment: [Signature]  
 Hand Delivered to: \_\_\_\_\_  
 Mailed By/Date: tm 1.3.22  
 GL#: 10261

**HIGHLANDS AT MAYFIELD RANCH M.U.D. / BOOKKEEPING ACCOUNT****5591**

Pedernales Electric Cooperative, Inc.

1/12/2022

Date	Type	Reference	Original Amt.	Balance Due	Discount	Payment
12/31/2021	Bill	3000453402 12/2021	1,838.52	1,838.52		1,838.52
					Check Amount	1,838.52

First Texas Bank - Bo Street Lights/Lift Station Electric - December 202

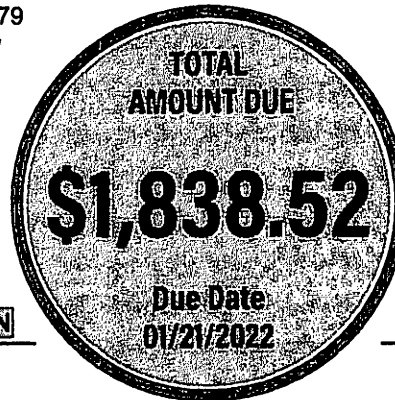
1,838.52

Greatland [L81064W1GN] 8991496



Questions? Call 888-554-4732  
Monday through Friday, 8 a.m. – 5:30 p.m.  
Report an outage: 888-883-3379  
pec.coop Se habla Español

Member-owned since 1938  
Not-for-profit

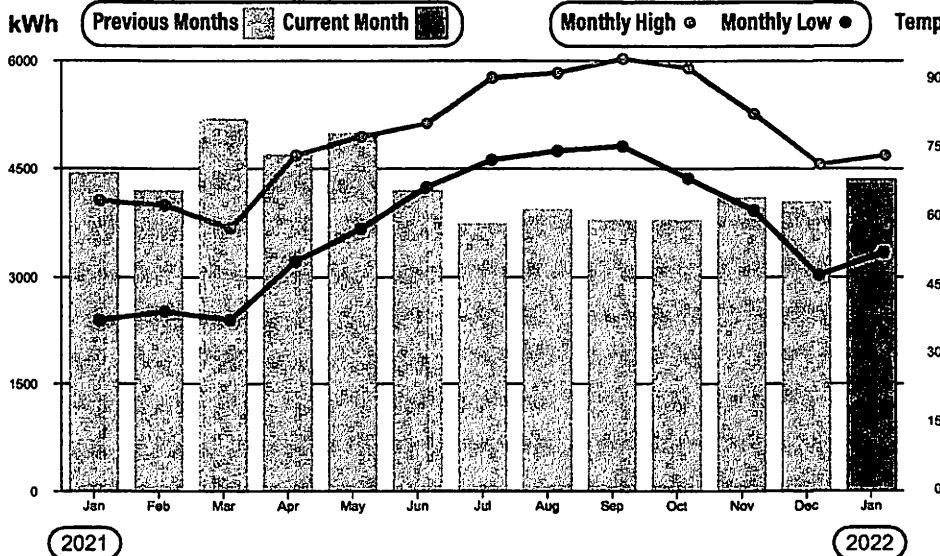


**Account #:** 3000453402  
**Member Name:** HIGHLANDS AT  
MAYFIELD RANCH MUD  
**Director District:** 1  
**Bill Date:** 01/05/2022

**Service Address: 3900 ARTERIAL LIFT STATION**

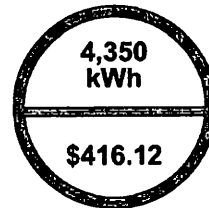
This bill does not reflect payments after 01/05/2022.  
Charge detail found on the back of this page.

## Monthly energy use




## Energy comparison


**Total energy use  
this month**




**Total energy use  
last month**



**Total energy use  
this month last year**



**Average daily use  
and temp this month**



By/Date Received: 01/11/22

By/Date Posted: AL 1/12/22

## IMPORTANT MEMBER INFORMATION

The Transmission Cost of Service Charge will be renamed TCOS Pass-Through Charge. This charge is required by the Public Utility Commission of Texas (PUCT) and required for all utilities to access the ERCOT transmission system. Costs fluctuate, so the charge will update March 1, 2022, and each June 1 and October 1 afterward. Learn more at pec.coop/TPIC.

Mailed By/Date: AL 1/13/22

GL#: 4235, 6280