

Name: _____

Date: _____

T-SHIRT Book Report Project

****Be ready to wear your next book report project!**** This book report will be represented on a t-shirt that you will get to wear to school. FUN, FUN!! Your parents may help with the design; however, you have to write the report. Make sure to follow ALL steps and look at all the pages. Most importantly, refer to the rubric for scoring! ☺

Things to Do:

- Choose a plain t-shirt of any color.
- Write on the shirt, add pictures, glue things onto it that represent the book. Your t-shirt must include:

- ① **Front:** The front of the shirt should be a replica of the book cover OR what you think should represent the book cover. Make sure to include the title and author!
 - ② **Right Sleeve:** Main and supporting characters, including a graphic of the main character
 - ③ **Left Sleeve:** Setting and problem, including a graphic of the main setting
 - ④ **Back:** Use words and graphics to illustrate your favorite scene in the book. Also, include your favorite quote!
 - ⑤ **Summary (Back):** Write a summary of the book that also includes your opinion of the book.
- Practice your **Book Talk** to present in front of the class. (1-3 min. presentation) ☺
 - Bring your book, Book Report Packet, and wear your shirt on

****Refer to Rubric to include ALL elements required**

****See other pages for more details****

Due:

!!


GET CREATIVE!!




Name: _____

Date: _____

YOUR PLANNING SKETCH



Front



Back

Front: The front of the shirt should represent the book cover. Include the title and author.

Right Sleeve: Main and supporting characters, including a graphic of the main character

Left Sleeve: Setting and problem, including a graphic of the main setting

Back: Use words and graphics to illustrate your favorite scene in the book. Include your favorite quote.

Summary (Back): Write a summary of the book that also includes your opinion of the book.

Name: _____ Date: _____

T-SHIRT BOOK REPORT PROJECT

Front: The front of the shirt should be represent the book cover; include the title and author.

Right Sleeve: Main and supporting characters, including a graphic of the main character

Left Sleeve: Setting and problem, including a graphic of the main setting

Back: Use words and graphics to illustrate your favorite scene in the book. Include your favorite quote!

Summary (Back): Write a summary of the book that also includes your opinion of the book.

****The following will help with designing your T-shirt and to prepare for your BOOK TALK. ☺**



Title: _____

Author: _____

What did you illustrate on the front of your t-shirt to replicate/represent the book cover?



Who are the main and supporting characters in this book?



What is the main setting and problem of your book?







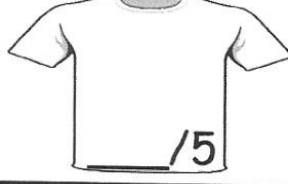

What is your favorite scene from this book?



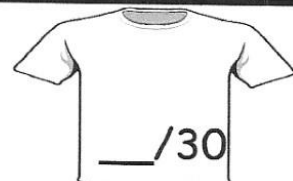
Write the summary of this book (plot) that also includes your opinion of this book:

What is your favorite quote?

T-SHIRT BOOK REPORT RUBRIC

Project Elements	Points	Comments
Front of Shirt: Includes an illustration, title of the book, and author's name. The illustration replicates or represents the book cover. It is neat and there is evidence of effort.	 ____/5	
Right Sleeve: Includes a small photograph or drawing of the main character. The main character and supporting characters are named.	 ____/5	
Left Sleeve: Includes a small graphic of the main setting that is clear. The setting and the problem are described.	 ____/5	
Back of Shirt: Includes a scene from the book that includes characters, setting, and a memorable event (favorite part). There is a description of the event. Included is a favorite quote!	 ____/5	
Back of Shirt: Summary is well-written and includes all important aspects of the story (plot). Student opinion of this book was also included.	 ____/5	
Book Talk: There is clear evidence of preparation and practice. The presentation includes all the required areas of the t-shirt book report. Student voice is clear and audible. Eye contact is present.	 ____/5	

FINAL SCORE



****Make sure to turn in ALL pages for the T-Shirt Book Report including this RUBRIC on the DUE DATE****