Temple Knights of the Holy Eucharist

Who shall climb the
mountain of the Lord?
Who shall stand in
His Holy Place?

Let us pray….

St. Michael the Archangel

Arrive 45 minutes before Mass

- Get busy preparing the sanctuary!
- Don’t wait until other guys arrive!
- No loitering!

Check the Bulletin Board in the Vesting Sacristy for Teams, Schedules, Quick Reference Guide, etc.

Dress Code for Mass
Black Shirt, Slacks, Socks, and Shoes

Vesting Sacristy Etiquette



- Be quiet, respectful of the clergy
- Stay out of the clergy vesting area unless absolutely necessary to enter (important question, get the candle taper, lighter, etc.)
- Keep the entrance to clergy vesting area clear
- Be mindful of what is going on around you (anointing of the sick, baptisms, video taping activity, etc.); keep the noise down, don't get in the way, etc.

Set up the Sanctuary before Mass
Everybody should help!

Celebrant & Deacon Chair

Bookholder Chair, Missal Table, Credence Tables

Candlebearers, Acolytes, Thurifer & Boat Seating

Leave enough space for the Deacon to pass by while kneeling after Holy Communion!!

Roman Missal & Intercessions (Gray Binder underneath)



2 Ribbons, Upper is Prayers, Lower is Preface

Credence Table with Chalice, Cups, Purificators, Ciboria, Water Cruet, Towel, Lavabo Dish, Missal Stand

Gift Table, Host Ciborium, Wine Cruet

Master of Ceremony Seat (Upper)
Honor Guard Seats (Lower)

Thurible, Stand, Candles, Torches
Remove from closet in Working Sacristy
To proper location in Sanctuary



Incense, Coals, Boat, Tong, & Tray stored in Working Sacristy Cabinet

Always *wipe the counter clean*!!!

Cross, 2 Procession Candles placed next to Tabernacle in the Sanctuary

Torches placed in the Chapel



Thurible, stand, boat across from the purification table, behind the brick wall

Candle-lighting Taper on the column

Stored Chairs & Kneelers in Chapel



Vested: Cassock & Surplice

Thurifer lights *2 coals*
15 minutes before Mass
never add incense!

Light the “star” side of the coal
Blow on it to make sure its all lit

Boatbearer lights Candles with Taper

At the same time when Thurifer lights the coals

Always genuflect when passing before the Tabernacle before/after Mass

During Mass focus shifts from Tabernacle to Altar
BOW during Mass to the Altar

Lighting the Candle with Taper

Before Mass: Stand near the door, Be there 10 minutes before Mass, Keep entrance pathway clear

St. Michael Prayer Before Mass
Lead by Clergy (unless unavailable)
2 minutes before Mass begins

MC Needs to Assist Readers
Need to explain where they line up
(behind the servers, before honor guard)

Line up when told by clergy

Limit talking, proper stance facing forward

Processing – not too slow or too fast

10 feet or 5 paces between Knights processing

Genuflect in Pairs

(except for Thurifer, Boat, Crucifer, Candles)

Entering the Sanctuary

Crucifer & Candles to the Stands

Place the Cross & Candles on the stands

Thurifer & Boat to Center of Sanctuary

Boat on the Ambo Side,
Thurifer on the Chair Side

Honor Guard off Sanctuary Seating

Bookholder Seating

Crucifer, Candles, Thurifer, Boat Seating

Thurifer & Boat Sit on end

Priest & Deacon to Main Chairs

Priest & Deacon Venerate (kiss) altar

Thurifer & Boat Approach when the clergy turn

Boatbearer hands Boat to Deacon

Deacon presents boat, thurifer presents thurible to priest

Priest loads thurible with incense

Priest blesses incense

Deacon hands boat back to boatholder

Thurifer closes, hands thurible to Deacon

Deacon presents thurible to priest

Priest/Deacon bow, priest incenses altar

Process around altar, Deacon may pin-back chausible during

Priest hands thurible to deacon when finished incensing the altar

Deacon hands thurible back to thurifer when finished, all “bow”

Thurifer & Boatholder retire to thurible and boat to the stand behind the brick partition

Stand for Thurible & Boat

Bookholder Waits to present Missal

“Let us pray” – the Collect

Bookholder brings the **Missal** to the Priest

Open to the proper prayer



All are seated at same time during the readings (1st, Psalm, 2nd)

Thurifer & Boatbearer retrieve the Thurible and Boat after the Psalm

Thurifer & Boat Presented after 2nd Reading concludes, before Gospel Acclamation is sung

Boat to Deacon, Thurible Presented Thurifer and Boat on one knee

Careful NOT to hold over the vestments (FIRE!)

Priest loads incense in Thurible

Priest blesses the incense

Thurifer, boat, candles move into position for Gospel procession

Priest blessed deacon before the Gospel Procession

Deacon reverences (bows) before taking the Book of the Gospels

Deacon Elevates the Book of the Gospels



Procession: Thurifer, boat, candles, Deacon (start by the chairs)



Gospel Procession around front of the altar toward the Ambo

Process Arrives at the Ambo

Thurifer & Boat in Back
Candlebearers to the Side of the Ambo

Deacon: After the introduction, receives Thurible from the Thurifer

Deacon bows reverences the Gospel (bows)

Deacon Incenses the Gospel

Deacon returns Thurible to Thurifer

Deacon Proclaims the Gospel

After the Gospel is Proclaimed Thurifer, boat, candlebearers return Candles, Thurible to proper places

Thurifer lights, and adds 1 new coal to the Thurible at this time; waits until homily ends to be seated

Deacon & Priest Meet at altar, bow Homily Preached

Homily

After Homily, Preacher returns to Chairs



Recite the Nicene Creed

Bookbearer waits to present Gray Binder to Deacon with Intercessions During the last part of the Creed

Deacon Prays General Intercessions Bookholder holds the Binder

After Intercessions: Prepare the Altar Deacon proceeds first, bows at Altar

Servers: Missal, Chalice, Water, Cups

Altar Servers go BEFORE Crucifer & Candlebearers leave the sanctuary to lead up the Giftbearers!!

After servers pass, Crucifer and Candlebearers process to back of Church to the Baptismal Font



Crucifer & Candlebearers process to Sanctuary Steps

Stop at sanctuary steps

NOTE: Altar is being prepared at the same time

Turn and process to baptismal font

Hand the Missal & Stand to Deacon

Deacon arranges the stand & Missal

Chalice presented to the Deacon

Deacon positions on altar

Cups & Purificators presented to Deacon
Note location of server with cups

Deacon removes cups, purificators and places on the altar corporal



Water cruet, lavabo dish and towel handed to the Deacon

Water placed on right side near cups

Altar is prepared, time get the gifts

Deacon, Servers process to the sanctuary steps to receive the gifts of bread and wine

Giftbearers are escorted by the Crucifer and Candlebears to the Sanctuary

Deacon & Servers Bow when the Crucifer arrives

Crucifer and Candlebearers retire to the Sanctuary

Gifts are handed to the Deacon

Gifts handed by the Deacon to the Servers

Giftbearers, Deacon & Servers bow to one another following the exchange

Servers follow behind the Deacon with the Gifts to the Altar, then hand to Deacon



Bread handed to Deacon first, then the Wine

Deacon hands bread to the Priest

Deacon pours wine from cruet into chalice

Priest prays over the bread

Deacon mingles water in the wine (mingling prayer)

Deacon hands cup to priest

Server takes wine/water cruets
Other Server takes lavabo dish & towel

Servers move back toward Ambo

Note: Servers must move back to make space for the incensing of the altar

Deacon places the pall on chalice

Thurifer & Boat Approach when turn

Boatbearer hands the Boat to the Deacon

Deacon presents boat, thurifer presents thurible to priest

Priest loads thurible with incense

Priest blesses incense

Deacon hands boat back to boatholder

Thurifer closes, hands thurible to Deacon

Deacon presents thurible to priest

Priest/Deacon bow, priest incenses altar



Process around altar, Deacon may pin-back chausible during

Priest hands thurible to Deacon when finished incensing the altar

Deacon reverences Priest with a bow

Deacon incenses Priest 2x3 time

Note: In the absence of the Deacon, an Acolyte may Incense the Priest

Deacon processes to front of the altar to incense the assembly of people

Deacon invites the people to stand

In the absence of the Deacon, an Acolyte may do this

Deacon reverences (bows) to the assembly (they do the same)

Deacon incenses the people

An Acolyte may do this in the absence of the Deacon

While Deacon Incenses the People The Servers Approach the Priest Wash his Hands

Servers reverence (bow) to the Priest after washing the hands

The Servers must *approach* the Priest and leave the *lane* between the Altar and the Ambo open for Deacon to return the Thurible back to Thurifer

Deacon hands the thurible to the Thurifer after incensing

Reverence (bow) to each other

Priest begins Eucharistic Prayer

Thurible & Boat return to the Stand

The Stand

Prior to the Sanctus (Holy Holy) Thurifer, Boat, Honor Guard (torchbearers) retrieve the thurible, boat, torches

Getting the Torches from the stand in the Chapel to process at the Sanctus

During the Sanctus (Holy Holy) Thurible, Boatbearer, Torches process

Processing to front of Sanctuary Steps

Processing during Sanctus

Formation at the Steps

Thurible, Boatbearer in the middle 1st Torchbearers split next to them

Other Torchbearers split to side steps

Kneel at the end of the Sanctus

During the *Epiclesis* (invoke the Spirit) the Crucifer Rings the Sanctus Bells Priest *extends hands* & Deacon *kneels*



Thurifer incenses 3x3 & Torches drop at *elevation* of the *Hosts* by the Priest

Crucifer Rings Bells during the *elevation* of the Paten



Thurifer incenses 3x3 & Torches drop at *elevation* of the Chalice by Priest

Crucifer Rings Sanctus Bells during the Elevation of the Chalice



After Great Amen
Thurifer, Boatbearer, Torches Stand

Thurifer, Boatbearer Lead, Torches follow in procession

Processing back to Sanctuary

Processing back to Sanctuary

Processing back into Sanctuary

Returning Torches to the Stand in Chapel

Priest finishes Eucharistic Prayer

Sign of Peace given after the Eucharistic Prayer & Our Father

MC brings Ciboria to Deacon after the Eucharistic Prayer during Sign of Peace

Deacon Assists Priest with Distribution of the Hosts into Ciboria

MC waits, receives back the empty (large) Ciborium

MC takes the large Ciborium to Purification Table behind the brick wall

MC Places on Ciborium on the Purification Table

After Agnus Dei (Lamb of God)
All Knights (Lead by Crucifer)
Process to back of Church Nave

Knights processing to back of Church Nave to lead communion distribution

Knights Processing to Sanctuary Steps

Processing to Sanctuary Steps

Sanctuary Steps Formation

Reverence the Altar (bow)

Crucifer takes center isle
Candlebearers take side isles

Knights at the back of the Nave



Candlebearers in back of isle ready to lead communicants forward

Candlebearers in back of isle ready to lead communicants forward

Crucifer and other Knights ready to process forward with communicants

Candlebearers process forwarding leading communicants

Knights receive communion
open your mouth, stick tongue (way) out

Communion Distribution
Honor Guard stand at attention above the Sanctuary Steps behind ministers

During communion, MC clears altar takes the Chalice to purification table

Takes Missal & Book
back to the book and credence tables



After communion, MC assists priest Takes empty Ciboria back to Purification Table

Priest or Deacon reposes the Eucharist to Tabernacle

Knights genuflect together when Eucharist is reposed in the Tabernacle

Knights kneel during “sacred silence” following Holy Communion

MC assists Deacon or Priest with purification as needed or directed

MC takes Elijah Cup for vocations in a red bag to Priest's chair

Should be enough space for Deacon to pass by kneeling Knights following purification of the vessels

Bookholder brings Gray Binder to Priest for Announcements; MC holds Missal ready for exchange with Bookholder after Announcements

“Let us pray” – Closing Prayer
Bookholder brings the **Missal** to Priest
Open to the proper prayer



Closing Hymn Begins
Thurifer, Boatholder, Crucifer begin procession for Knights

Processing toward Center Isle

Final Procession – all Knights

Center Isle Formation
Turn facing the Altar waiting for Clergy

Clergy Venerate the Altar

Clergy Process to Front of the Sanctuary Steps
Knights in center isle formation

Clergy, Readers, Knights Genuflect except Thurifer, Crucifer, and Candlebearers

Clergy, Knights turn to process out

Knights receive blessing from Priest or Deacon after Mass on one Knee

Knights Gather in the Chapel to Pray following the Mass Anima Christi & St. Michael Prayers

Store Torches, Candles, Incense, etc. and clean up mess in Working Sacristy



Reset the Sanctuary to the *non-Knight* Mass setup Everyone must help

Hang Cassocks and Surplices up neatly after Mass in Vesting Sacristy on the proper hangers

Questions?

Anima Christi



The End