

Dear Rising 1st Grade Parents/Guardians-

Please find your child's summer packet attached. It is important for your child to practice skills learned this past school year and prepare them for the upcoming school year. The students are expected to complete the following packets:

- Math
- Reading - a book report, reading log, sight word practice

Included you will find some tips on how to help your child with reading. Information is also included for great reading sites, how to practice sight words, a book log for books read and information about the book report.

Please visit your local library, it is a great place to borrow books for free! Also, a great place to visit on a hot summer day and read a few books. It is important for children to have their own library card. If they don't have one, please try and get one for your child over the summer. We would love for the children to show us their library cards when they return to school!

Wishing you a blessed and beautiful summer. Enjoy the time with your child and don't forget to read daily. We look forward to seeing you in September.

Sincerely,

Your 1st Grade Teachers

Our Lady of Guadalupe Catholic School



Estimados padres/tutores de alumnos que ingresan a 1.er grado,

Adjunto encontrarán el paquete de verano de su hijo/a. Es importante que practique las habilidades aprendidas el año escolar pasado y se prepare para el próximo. Se espera que los estudiantes completen los siguientes paquetes:

- Matemáticas

- Lectura: un informe de lectura, un registro de lectura y práctica de palabras reconocibles a simple vista (en inglés)

Incluye algunos consejos para ayudar a su hijo con la lectura. También incluye información sobre excelentes sitios de lectura, cómo practicar palabras visuales, un registro de lecturas e información sobre el informe del libro.

Visite su biblioteca local; es un lugar ideal para pedir prestados libros gratis y para visitar en un caluroso día de verano y leer algunos libros. Es importante que los niños tengan su propia tarjeta de biblioteca. Si no la tienen, intente conseguir una para su hijo/a durante el verano. ¡Nos encantaría que nos mostraran sus tarjetas de biblioteca cuando regresen a la escuela!

Les deseo un feliz y hermoso verano. ¡Disfruten el tiempo con sus hijos y no olviden leer a diario! Esperamos verlos en septiembre.

Atentamente,


Sus maestros de 1.er grado

Escuela Católica Nuestra Señora de Guadalupe



# Reading At Home



*can make a huge difference!*



## Make Reading A Part Of Your Family Time!

Family time is so important... Why not make reading a part of this valuable time with your kids? Here are some tips for integrating reading into our daily family activities:


- Read bedtime stories
- Play a board game
- Visit your local library
- Read a recipe and cook something yummy together!
- Create a comfy reading space in your home.
- Put your child in charge of reading the grocery list at the store.



## Choose Appropriate Reading Levels For Your Child


- Use the five finger rule. Open the book to any page and ask your child to read. Put up a finger every time your child does not know a word. If you have put up more than five fingers before the end of the page, this book is too hard for your child.
- Choose books that match your child's likes and interests.

**10-15  
minutes  
is plenty  
for a beginning  
reader!**




## How To Read With A Beginning Reader:

- Encourage your child to use his/her finger to point to each word.
- Read a sentence and have your child repeat it.
- Take turns reading a sentence each or a page each.
- Talk about the story as you read it. What do you think will happen next? What does this story remind you of? How do you think this character feels?
- Don't be afraid to read the same book again! Repeated reading helps build reading fluency!




## Check For Understanding

- ✓ Start the book by making predictions. What do you think will happen in this story?
- ✓ Ask questions and make comments during the reading process.
- ✓ After reading a book, have your child tell you the events from the story in the correct order.
- ✓ What was the problem in this story?
- ✓ How did the character feel when...?
- ✓ Encourage your child to make connections. Does this story remind you of another book you read, an event in your life, a movie?



**Keep plenty of  
reading materials  
in your home:**

books, magazines,  
newspapers, and comic  
books. Children enjoy having  
a variety of reading materials!



## Interactive Links to Explore at Home

### FREE books

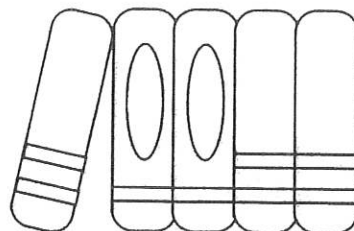
- <http://www.storylineonline.net/>
- <http://www.magickeys.com/books/>
- <https://freekidsbooks.org/>

### Poetry

- <http://www.poetry4kids.com/poems>
- <http://pbskids.org/arthur/games/poetry/next.html>

### Games

- <http://www.abcya.com/>
- <http://www.spellingcity.com/spelling-games-vocabulary-games.html>
- <http://www.funbrain.com/words.html>



# Practice Your Sight Words

1. Make an extra set of cards and play memory.
2. Hang up two sight words and race your child across the room to read the sight word in "your lane".
3. Go on a Sight Word Scavenger Hunt by hiding the flashcards around the house.
4. Play Sight Word War - each player turns over a sight word and whoever reads the sight word first wins both cards.
5. Make a Bingo board with the sight words. Play Bingo.
6. Create a word search puzzle on [www.puzzlemaker.com](http://www.puzzlemaker.com)
7. Make an extra set of cards and play Go Fish.
8. Make a Tic Tac Toe board with the sight words. Play Tic Tac Toe.
9. Flashlight words - tape the words up on the ceiling and turn off the lights. Use the flashlight to read the words.
10. Make the words using play-dough.



# Kindergarten Sight Word List

Sight words are words that appear often in written text, but do not follow traditional phonetic rules. Therefore, sight words are often very tricky for students to sound out. It is our goal for all Kindergarteners to know 100 sight words by the end of the year. Once students learn these 100 sight words they will be able to read many more books! Please practice these words with your child at home.

List 1	List 2	List 3	List 4	List 5	List 6	List 7	List 8	List 9	List 10
I	like	to	are	do	said	he	my	five	yellow
can	a	have	for	and	there	as	me	seven	red
we	see	is	you	what	him	look	where	eight	blue
the	go	play	this	little	that	with	jump	your	white
at	in	come	here	his	got	they	went	because	black
am	of	on	she	two	not	three	four	out	brown
it	us	be	run	love	too	six	ten	from	green
up	by	big	off	but	why	where	get	who	purple
no	eat	one	so	all	first	day	away	her	pink
yes	was	has	want	saw	new	could	came	then	nine



# Book Report

Dear Student,

Please read over the summer and pick one book you want to tell us about. You can pick one of book report forms attached, or better yet tell us about two books.

We look forward to reading all about your book in September.

Your OLG Teachers



P.S. Please fill out the reading log every time you read a book.


# This is a list of Famous Children's Authors

## Summer Reading Suggested Authors

Maurice Sendak  
Eric Carle  
Kevin Henkes  
Lois Ehlert  
Bill Martin Jr.  
William Steig  
Jerry Pinkney  
E.B. White


Dr. Seuss  
Arnold Lobel  
Gail Gibbons  
Mem Fox  
Leo Lionni  
Steve Kellogg  
Judy Blume  
Katie Dicamillo

Tomie de Paolo  
Mo Williams  
Donald Crews  
Jan Brett  
Robert Mc Closkey  
James Dean  
Cynthia Rylant  
Beverly Cleary





# My Book Report



**Name:** \_\_\_\_\_

**Date:** \_\_\_\_\_

**Title (name) of my book:** \_\_\_\_\_

**The author's name is:** \_\_\_\_\_  
(the author is the name of the person that wrote the book)

**Here is a drawing of one of my favorite parts of the book:**

A large empty rectangular box with a solid black border, intended for a drawing of a favorite part of the book.

Name: \_\_\_\_\_

## Book Report

Title: \_\_\_\_\_

Author: \_\_\_\_\_

Character	Setting
-----------	---------

Beginning	Middle	End
-----------	--------	-----

Did I like this book?

Yes 😊


No ☹️

# Summer Reading List

Keep track of all the books you read this summer. Rate them so you can remember which ones to recommend to your friends.

Date	Title	Rating
		☆☆☆☆☆
		☆☆☆☆☆
		☆☆☆☆☆
		☆☆☆☆☆
		☆☆☆☆☆
		☆☆☆☆☆
		☆☆☆☆☆
		☆☆☆☆☆
		☆☆☆☆☆
		☆☆☆☆☆
		☆☆☆☆☆
		☆☆☆☆☆


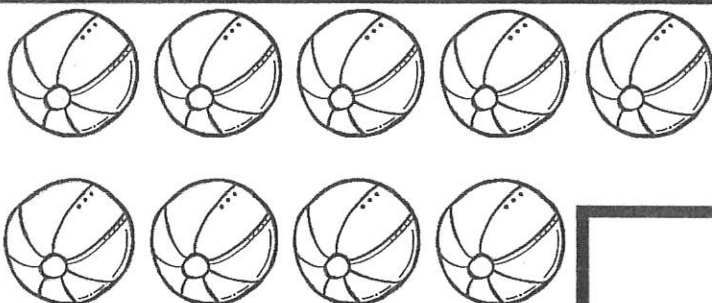





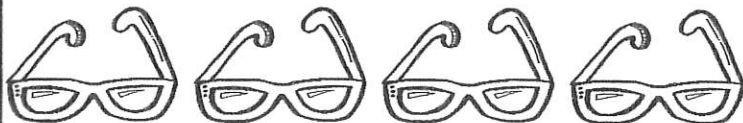
# Math Packet



Name \_\_\_\_\_

Count and write the number in the box.

# COUNT & WRITE






Name \_\_\_\_\_

Cross out pictures to find the answer.

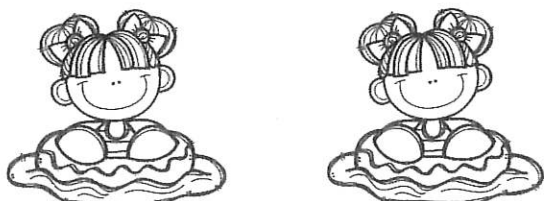
# CRISS-CROSS SUBTRACTION




$$3 - 2 = \underline{\quad}$$




$$4 - 3 = \underline{\quad}$$




$$2 - 0 = \underline{\quad}$$



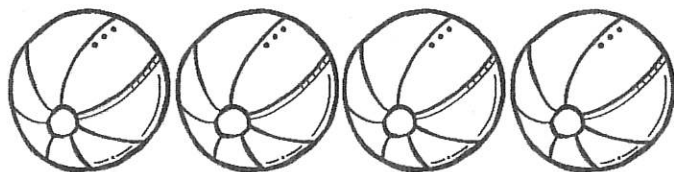
$$5 - 4 = \underline{\quad}$$



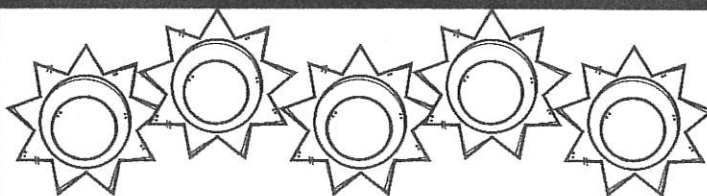
$$3 - 1 = \underline{\quad}$$




$$4 - 2 = \underline{\quad}$$



$$4 - 4 = \underline{\quad}$$



$$5 - 3 = \underline{\quad}$$



$$5 - 1 = \underline{\quad}$$




$$4 - 1 = \underline{\quad}$$


Name \_\_\_\_\_

Cross out pictures to find the answer.


# CRISS-CROSS SUBTRACTION



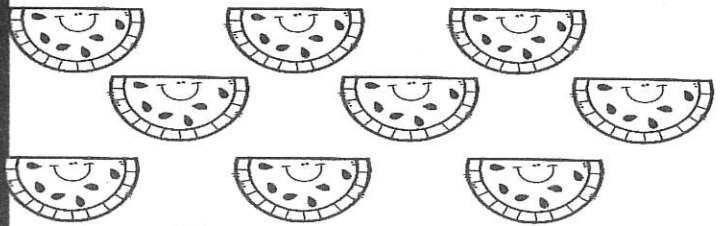
$$6 - 2 = \underline{\quad}$$




$$7 - 4 = \underline{\quad}$$




$$8 - 6 = \underline{\quad}$$



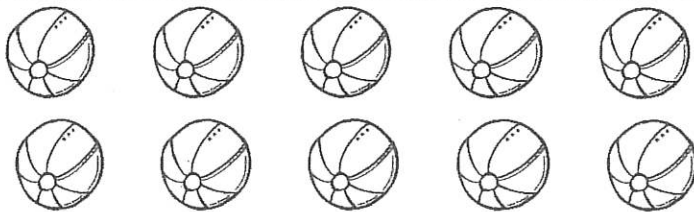
$$9 - 5 = \underline{\quad}$$



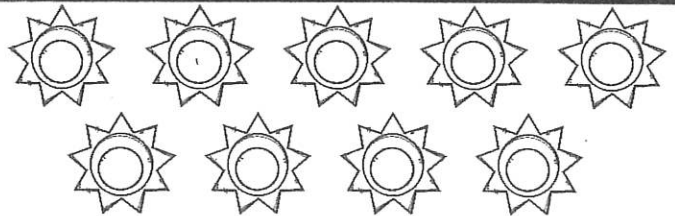
$$10 - 4 = \underline{\quad}$$




$$8 - 2 = \underline{\quad}$$



$$10 - 6 = \underline{\quad}$$



$$9 - 3 = \underline{\quad}$$



$$7 - 6 = \underline{\quad}$$



$$6 - 3 = \underline{\quad}$$




Name \_\_\_\_\_

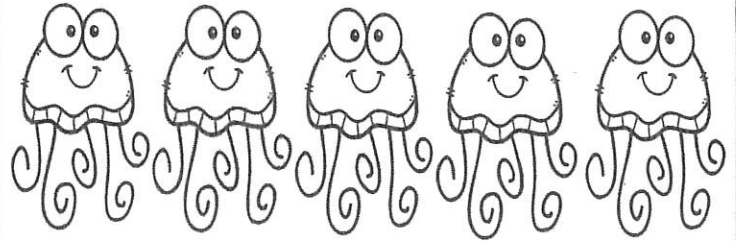
# SUMMER

## Subtraction to 10


Directions: Read the math sentence. Cross out pictures to solve.  
Write the answer on the line.




$$7 - 3 = \underline{\hspace{2cm}}$$




$$5 - 2 = \underline{\hspace{2cm}}$$




$$6 - 4 = \underline{\hspace{2cm}}$$




$$8 - 5 = \underline{\hspace{2cm}}$$



$$4 - 2 = \underline{\hspace{2cm}}$$



$$10 - 5 = \underline{\hspace{2cm}}$$



Name \_\_\_\_\_

# SUMMER ADDING

## Numbers to 10

Directions: Find the sum.

$$2 + \text{2 umbrellas} = \square$$

$$3 + \text{3 ice cream cones} = \square$$

$$4 + \text{4 boats} = \square$$

$$2 + \text{3 starfish} = \square$$

$$3 + \text{4 watermelon slices} = \square$$

$$5 + \text{2 tubes of sunscreen} = \square$$

Directions: Find the sum. Start with the larger number, then add the smaller one.

$$3 + 5 = \underline{\quad}$$

$$1 + 6 = \underline{\quad}$$

$$4 + 3 = \underline{\quad}$$

$$2 + 2 = \underline{\quad}$$

$$5 + 3 = \underline{\quad}$$

$$2 + 5 = \underline{\quad}$$

$$3 + 4 = \underline{\quad}$$

$$4 + 4 = \underline{\quad}$$

$$3 + 3 = \underline{\quad}$$

















Name \_\_\_\_\_



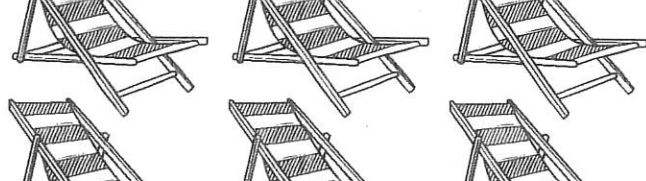
# Summer Count & Choose

Count the summer items in each box. Circle the correct number below!

			
18	16	11	

			
20	17	14	

			
15	20	18	

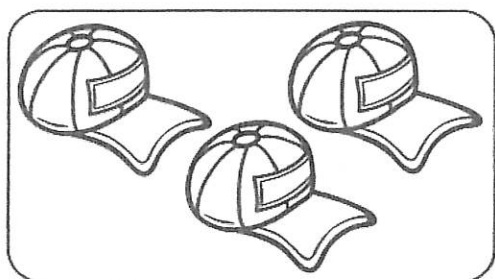
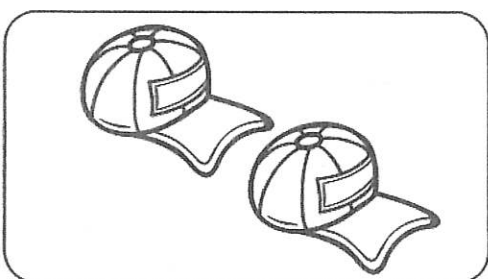
			
12	19	11	





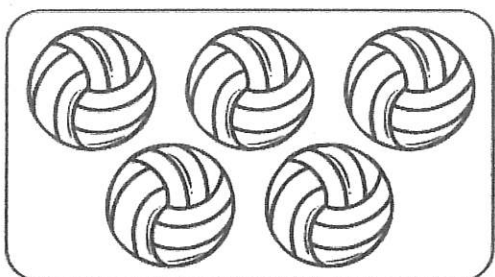
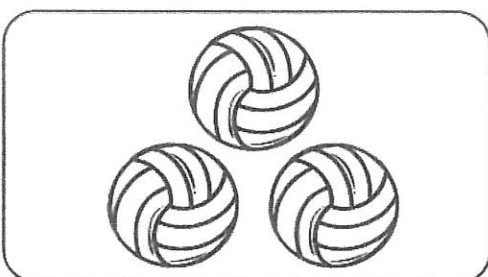
Name \_\_\_\_\_


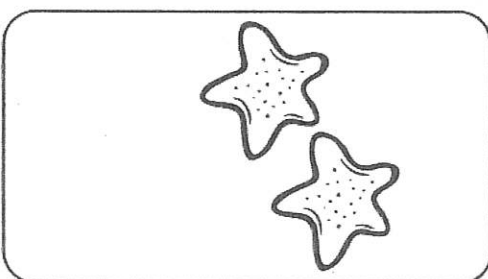
# Addition & Subtraction Mixed Review

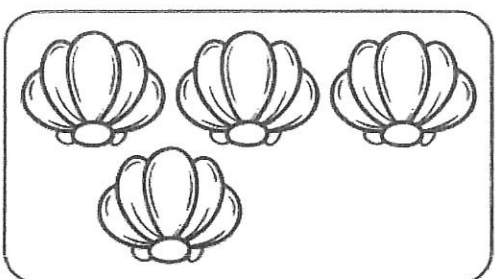
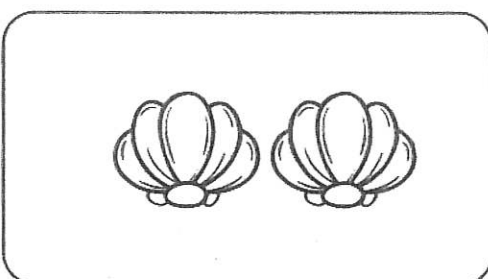
Look at the pictures in each row. Decide if you need to add or subtract. Count and write your answer in the box.

 $-$  $=$

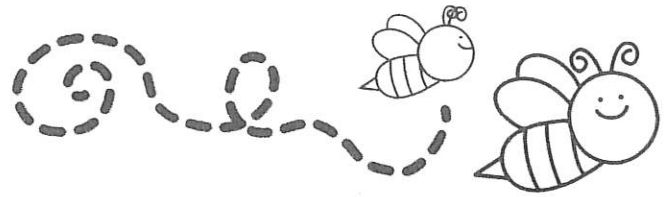
 $+$  $=$

 $-$  $=$

 $+$  $=$

 $-$  $=$

# Counting On



Trace the numbers. Cut & paste the missing numbers.

Name: \_\_\_\_\_

5	6		8
---	---	--	---

©Keeping My Kiddo Busy, LLC 2019-2025 keepingmykiddobusy.com

7		9	10
---	--	---	----

3	4		6
---	---	--	---

2		4	5
---	--	---	---

	7	8	9
--	---	---	---

8
7
6
5
3