

Dear Rising 3rd Grade Parents/Guardians-

Please find your child's summer packet attached. It is important for your child to practice skills learned this past school year and prepare them for the upcoming school year. The students are expected to complete the following packets and return on the first day of school:

- Math
- ELA/Reading
- A book report, reading log, sight word practice

Included you will find some tips on how to help your child with reading. Information is also included for great reading sites, how to practice sight words, a book log for books read and information about the book report.


Please visit your local library, it is a great place to borrow books for free! Also, a great place to visit on a hot summer day and read a few books. It is important for children to have their own library card. If they don't have one, please try and get one for your child over the summer. We would love for the children to show us their library cards when they return to school!

Wishing you a blessed and beautiful summer. Enjoy the time with your child and don't forget to read daily. We look forward to seeing you in September.

Sincerely,

Your 3rd Grade Teachers

Our Lady of Guadalupe Catholic School



Estimados padres/tutores de alumnos que ingresan a 3.º grado:

Adjunto encontrarán el paquete de verano de su hijo/a. Es importante que practiquen las habilidades aprendidas el año escolar pasado y se preparen para el próximo. Se espera que los estudiantes completen los siguientes paquetes y los devuelvan el primer día de clases:

- Matemáticas
- Lengua y Literatura Inglesas/Lectura
- Informe de lectura, registro de lectura, práctica de palabras reconocibles a simple vista

Incluye consejos para ayudar a su hijo con la lectura. También incluye información sobre excelentes sitios web de lectura, cómo practicar palabras reconocibles a simple vista, un registro de lecturas e información sobre el informe de lectura.


Por favor, visiten su biblioteca local; es un lugar fantástico para pedir prestados libros gratis y para visitar en un caluroso día de verano y leer un poco. Es importante que los niños tengan su propia tarjeta de biblioteca. Si no la tienen, intenten conseguir una para su hijo durante el verano. ¡Nos encantaría que nos mostraran su tarjeta de biblioteca al volver al colegio!

Les deseo un verano feliz y bendecido. Disfruten el tiempo con su hijo/a y no olviden leer a diario. Esperamos verlos en septiembre.

Sinceramente,

Sus maestros de 3.º grado

Escuela Católica Nuestra Señora de Guadalupe



Reading At Home



can make a huge difference!



Make Reading A Part Of Your Family Time!

Family time is so important... Why not make reading a part of this valuable time with your kids? Here are some tips for integrating reading into our daily family activities:


- Read bedtime stories
- Play a board game
- Visit your local library
- Read a recipe and cook something yummy together!
- Create a comfy reading space in your home.
- Put your child in charge of reading the grocery list at the store.



Choose Appropriate Reading Levels For Your Child

- Use the five finger rule. Open the book to any page and ask your child to read. Put up a finger every time your child does not know a word. If you have put up more than five fingers before the end of the page, this book is too hard for your child.
- Choose books that match your child's likes and interests.

**10-15
minutes
is plenty
for a beginning
reader!**




How To Read With A Beginning Reader:

- Encourage your child to use his/her finger to point to each word.
- Read a sentence and have your child repeat it.
- Take turns reading a sentence each or a page each.
- Talk about the story as you read it. What do you think will happen next? What does this story remind you of? How do you think this character feels?
- Don't be afraid to read the same book again! Repeated reading helps build reading fluency!




Check For Understanding

- ✓ Start the book by making predictions. What do you think will happen in this story?
- ✓ Ask questions and make comments during the reading process.
- ✓ After reading a book, have your child tell you the events from the story in the correct order.
- ✓ What was the problem in this story?
- ✓ How did the character feel when...?
- ✓ Encourage your child to make connections. Does this story remind you of another book you read, an event in your life, a movie?



**Keep plenty of
reading materials
in your home:**

books, magazines,
newspapers, and comic
books. Children enjoy having
a variety of reading materials!



Interactive Links to Explore at Home

FREE books

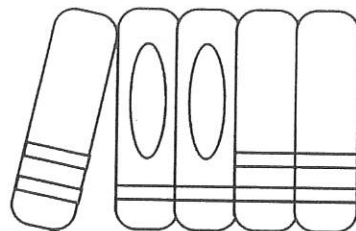
- <http://www.storylineonline.net/>
- <http://www.magickeys.com/books/>
- <https://freekidsbooks.org/>

Poetry

- <http://www.poetry4kids.com/poems>
- <http://pbskids.org/arthur/games/poetry/next.html>

Games

- <http://www.abcya.com/>
- <http://www.spellingcity.com/spelling-games-vocabulary-games.html>
- <http://www.funbrain.com/words.html>



Practice Your Sight Words

1. Make an extra set of cards and play memory.
2. Hang up two sight words and race your child across the room to read the sight word in "your lane".
3. Go on a Sight Word Scavenger Hunt by hiding the flashcards around the house.
4. Play Sight Word War - each player turns over a sight word and whoever reads the sight word first wins both cards.
5. Make a Bingo board with the sight words. Play Bingo.
6. Create a word search puzzle on www.puzzlemaker.com
7. Make an extra set of cards and play Go Fish.
8. Make a Tic Tac Toe board with the sight words. Play Tic Tac Toe.
9. Flashlight words - tape the words up on the ceiling and turn off the lights. Use the flashlight to read the words.
10. Make the words using play-dough.





2nd Grade High Frequency Words



11	12	13	14	15	21	22	23	24	25
ball blue both even for help put there why yellow	could find funny green how little one or see sounds	boy by girl he here she small want were what	another done into move now show too water year your	all any goes new number other right says understands work	because cold family friends have know off picture school took	change cheer fall five look open should their won yes	almost buy food out pull saw sky straight under wash	baby early eight isn't learn seven start these try walk	bird far field flower grow leaves light orange ready until
31	32	33	34	35	41	42	43	44	45
about around good great idea often part second two world	also apart begin either hundred over places those which without	better group long more only our started three who won't	after before every few first hear hurt old special would	America beautiful began climbed come country didn't give live turned	below colors don't down eat many morning sleep through very	animal away building found from Saturday thought today toward watch	ago carry certain everyone heavy outside people problem together warm	again behind eyes gone happened house inside neither stood young	among bought knew never once soon sorry talk touch upon
51	52	53	54	55	61	62	63	64	65
answer been body build head heard minutes myself pretty pushed	brought busy else happy I'll laugh love maybe please several	air along always draw during ever meant nothing story strong	city father mother o'clock own questions read searching sure though	anything children everybody instead paper person voice whole woman words	door front order probably remember someone tomorrow what's worry yesterday	alone became beside four hello large notice round suppose surprised	above brother follow listen month soft something song who's wind	against anymore complete enough river rough sometimes stranger terrible window	afternoon ahead anyone everything pretended scientist somehow throughout trouble wherever

Book Report

Dear Student,

Please read over the summer and pick one book you want to tell us about. You can pick one of book report forms attached, or better yet tell us about two books.

We look forward to reading all about your book in September.

Your OLG Teachers



P.S. Please fill out the reading log every time you read a book.


This is a list of Famous Children's Authors

Summer Reading Suggested Authors

Maurice Sendak
Eric Carle
Kevin Henkes
Lois Ehlert
Bill Martin Jr.
William Steig
Jerry Pinkney
E.B. White

Dr. Seuss
Arnold Lobel
Gail Gibbons
Mem Fox
Leo Lionni
Steve Kellogg
Judy Blume
Katie D'Camillo

Tomie de Paolo
Mo Williams
Donald Crews
Jan Brett
Robert Mc Closkey
James Dean
Cynthia Rylant
Beverly Cleary



Title: _____
Author: _____
Illustrator: _____

I thought the book was:



AMAZING



GOOD



TERRIBLE

The Best
Part:

Beginning

Middle

Main
Character

End

Words to describe the character:

Setting

BOOK REVIEW

of

AUTHOR:

RATING: ★ ★ ★ ★ ★

BOOK COVER (F/NF)

GENRE

Fantasy Fiction	Realistic Fiction	Historical Fiction
Traditional Fiction	Nonfiction	Poetry

AUTHOR'S PURPOSE

Persuade	Inform	Entertain
----------	--------	-----------

3 WORDS THAT BEST DESCRIBE THIS BOOK

- 1 _____
- 2 _____
- 3 _____

IDEAS: imaginative surprising educational
touching serious interesting silly scary
funny sad exciting suspenseful informative

MY RATING

I rated this book _____ stars because:

MY RECOMMENDATION

I would recommend this book to:

NAME:


DATE:

Summer Reading List

Keep track of all the books you read this summer. Rate them so you can remember which ones to recommend to your friends.



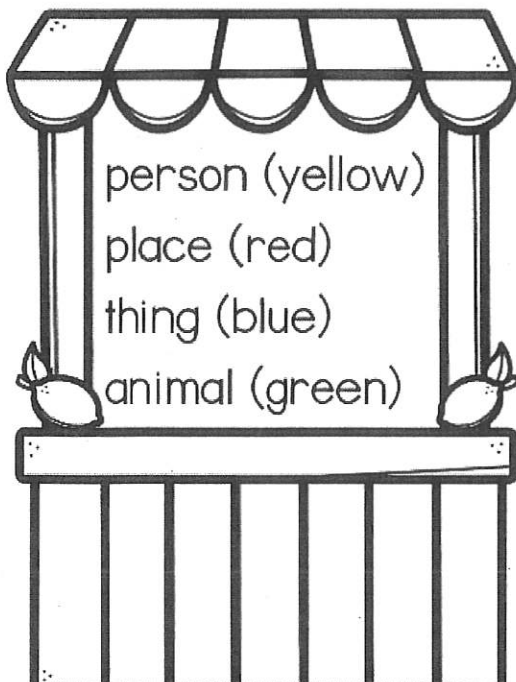




Date	Title	Rating
		☆☆☆☆☆
		☆☆☆☆☆
		☆☆☆☆☆
		☆☆☆☆☆
		☆☆☆☆☆
		☆☆☆☆☆
		☆☆☆☆☆
		☆☆☆☆☆
		☆☆☆☆☆
		☆☆☆☆☆
		☆☆☆☆☆
		☆☆☆☆☆
		☆☆☆☆☆

Reading Packet



Color the Nouns

Look at the color code. Color each of the lemons according to what type of noun they are.



Surfing with Verbs


Read the sentences and fill in the missing verbs.

Then, illustrate your sentences.


rides crash wears paddles swims




1. Max _____ the waves.




2. Jill _____ a swimsuit.




3. Janet _____ out to the shore.



4. The waves _____ onto the rocks.

















5. A dolphin _____ next to them.




Sunny Synonyms

Color the sunny synonym that matches the word on the surfboard.



Use one of the words to create a sentence.

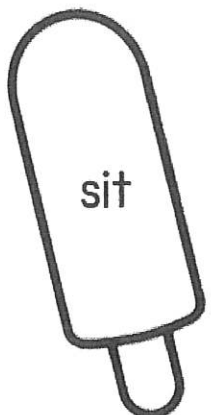


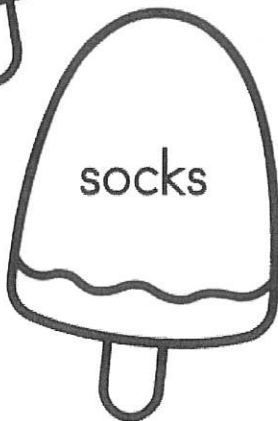
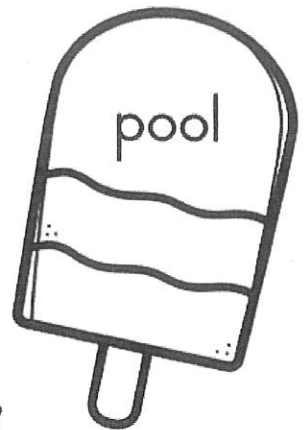


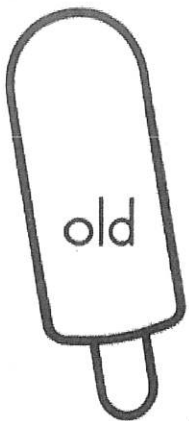

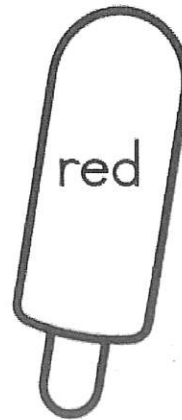

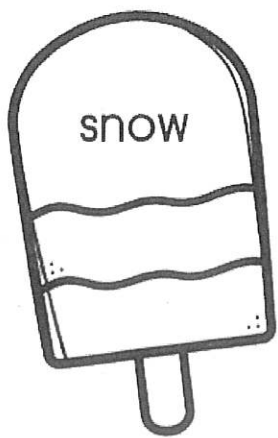
Popsicle Adjectives



Read the words and color popsicles the by code.

adjectives - pink





not adjectives - yellow















Digging for Digraphs


Color the pictures and glue them in the correct column.



 ch-	 sh-	 th-	 wh-


Beachy r- Blends



Look at the picture. Say the word and color the correct beginning blend beach ball. Then, write the word.



_____ ab



_____ apes




_____ urn





_____ ush



_____ og



_____ unk



_____ etzel



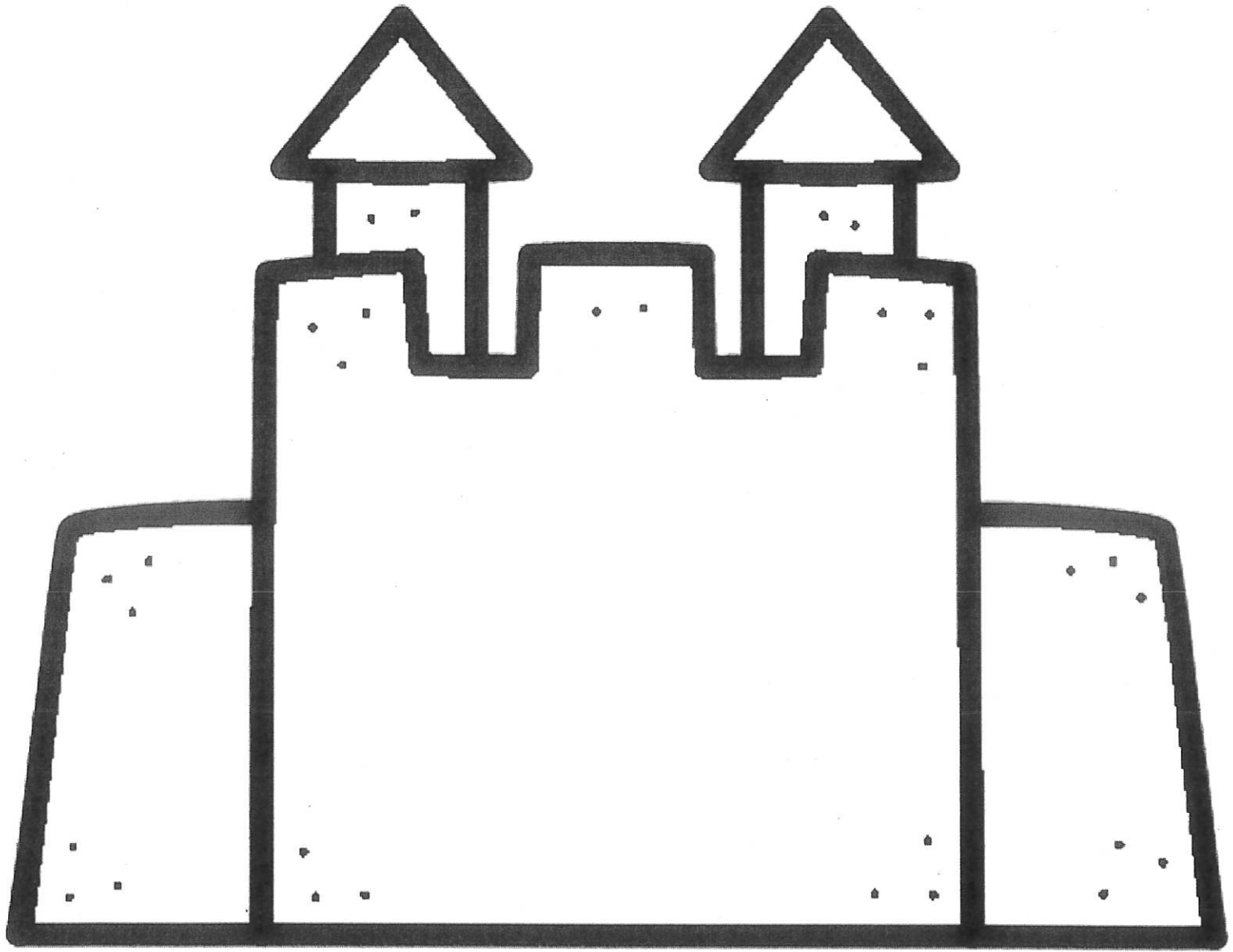
_____ ess




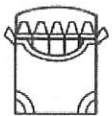
Long & Short Vowel Shells

Color the long vowel shells orange and the short vowel shells blue.





Then decorate the sandcastle with the shells.



1.



2.



3.



Name: _____

Fix it up!

Correct each sentence for capital letter and punctuation. Rewrite the sentence on the lines.



how old are you

i like to eat watermelon

what did you do on your vacation

who is you best friend

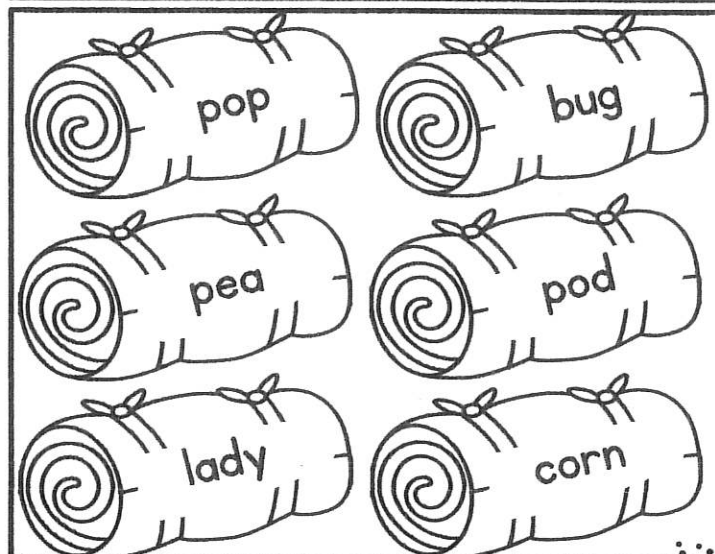
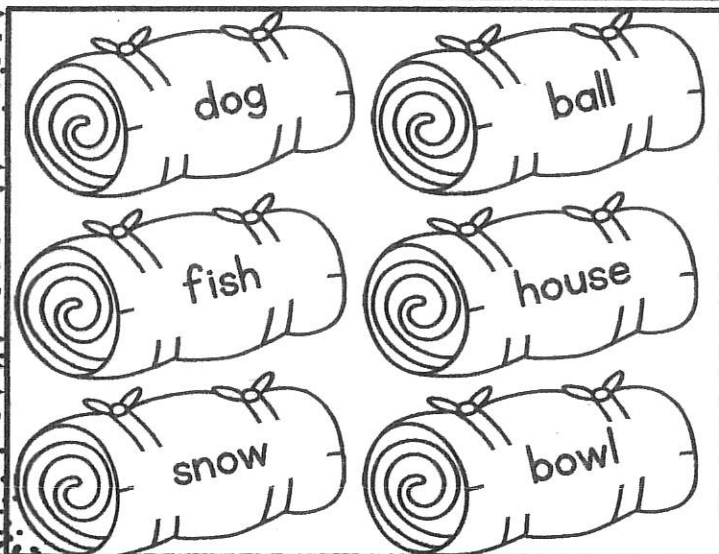

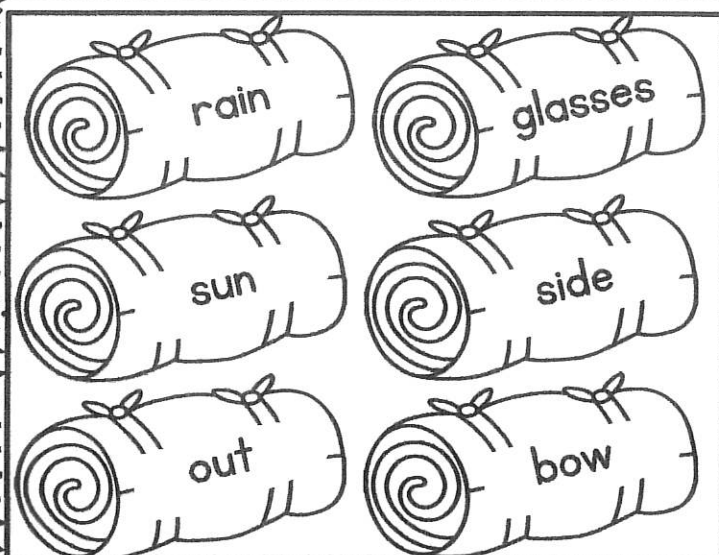
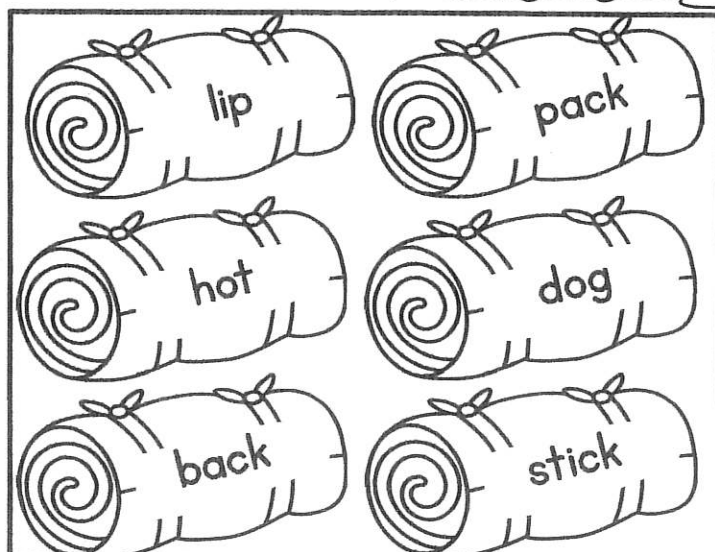

my dog plays catch with me

have fun this summer


Name: _____

COMPOUND Words

Color the pairing sleeping bags to make compound words in each box. Use different colors for each set of compound words.



Name: _____



Contractions

Write the contraction for each pair of words.

can not

will not

do not

has not

did not

have not

does not

is not

are not

they are

it is

I am

Name: _____

SUMMER SPLASH

© Little Achievers, 2016.

Find summer words hidden in the puzzle below.

June

sunglasses

baseball

bikes

picnic

ice cream

shorts


July

beach

carnival

sunny

flip flops



J f l i p f l o p s


u c a r n i v a l p

n s h o r t s n t s



e p w r s v z w s u

o i t f t l b s u n



i c e c r e a m n g

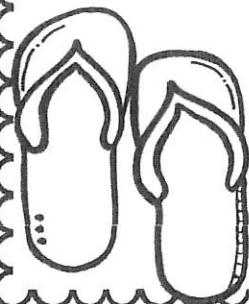
p n u t g h s t n l



b i v s p t e r y a

i c n t w r b o m s

k h r h b e a c h s




e o y p a b l m r e

s J u l y c l d n s

Name: _____

SUMMER



Facts and Opinions

Cut and paste the facts and opinions in the correct column.

Facts	Opinions

The sun sets late in the summer.

Baseball is the best game.

Watermelon is the sweetest fruit.

Many plants grow the most during the summer season.

Bike riding is so much fun.

The weather gets warm and sunny in summer.


Swimming is a water sport.

Summer is the best season of all.

SYBIL *gets* SOAKED

Sybil wanted to take her dog, Fuzzy, for a walk around the local park. The sun was shining and there was a lovely warm breeze. Sybil's stepdad warned her that it was supposed to rain, but Sybil just laughed and said she doubted it!

When Sybil and Fuzzy arrived at the park, there wasn't a cloud in the sky. Sybil knew her stepdad had been wrong about the rain. But then, when she wasn't paying attention, Fuzzy pulled hard on the lead. Sybil fell headfirst into the duck pond!



Answer the questions in complete sentences.

1) What did Sybil want to do at the park?

2) How did Sybil get soaked?

3) Why do you think Sybil laughed at her stepdad?

4) Why do you think Fuzzy might have pulled hard on the lead?

JASPER *and* THE RACE

Jasper was an excellent long-distance runner. Every day after school he trained with his coach. Jasper hoped to win a gold medal at the Junior Athletics Meet in September.

When September came, Jasper's grandma had to go to hospital. Jasper was very sad and didn't feel like running at the meet. However, when Jasper visited his grandma, she smiled and encouraged him to compete.

After thinking about it, Jasper decided he would give it a try.



Answer the questions in complete sentences.


1) What did Jasper hope to do in September?


2) Why did Jasper not feel like running when September came along?

3) Why did Jasper decide to compete in the meet?


4) What place do you think Jasper came in the race? How do you know?

Math Packet





Addition Practice



$$405 + 115 =$$


$$490 + 282 =$$

$$510 + 220 =$$


$$548 + 300 =$$

$$675 + 225 =$$

$$718 + 171 =$$



Subtraction Practice



$$400 - 250 =$$

$$590 - 380 =$$

$$710 - 120 =$$

$$358 - 343 =$$

$$805 - 467 =$$

$$998 - 499 =$$

Name: _____

Word Problems

Jenny found 15 shells on the beach. She gave some shells to her sister. Now she has 9 shells. How many shells did she give to her sister?

$$\underline{\quad} - \underline{\quad} = \underline{\quad}$$

Mom cut the watermelon into 12 big pieces. I ate 4 of them. How many pieces are left now?

$$\underline{\quad} - \underline{\quad} = \underline{\quad}$$

18 fish were swimming in the lake. Three fish leaped out of the water. How many fish were still in the pool?

$$\underline{\quad} - \underline{\quad} = \underline{\quad}$$

Jack and his friends roasted 19 marshmallows. Sam and Alice ate 6 of them. How many marshmallows do they have now?

$$\underline{\quad} - \underline{\quad} = \underline{\quad}$$

Name: _____

Word Problems

Smith found 5 shells on Monday, 8 shells on Tuesday and 4 shells on Wednesday. How many shells did he find in all?

$$\underline{\quad} + \underline{\quad} + \underline{\quad} = \underline{\quad}$$

Mom bought 8 vanilla, 6 mango and 7 orange bars. How many ice-creams do we have in all?


$$\underline{\quad} + \underline{\quad} + \underline{\quad} = \underline{\quad}$$

Sam has 6 pairs of pink flip-flops, 10 red flip-flops and 3 blue flip-flops. How many pairs of flip-flops does he have in all?

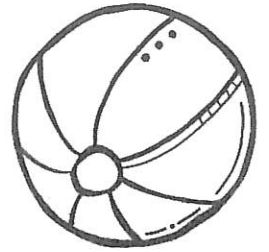
$$\underline{\quad} + \underline{\quad} + \underline{\quad} = \underline{\quad}$$

Jane built 3 sandcastles, Dave built 5 sandcastles and Jill built 4 sandcastles on the beach. How many sandcastles did they build in all?

$$\underline{\quad} + \underline{\quad} + \underline{\quad} = \underline{\quad}$$



Summer Word Problems



Jill found 39 seashells on the beach and her friend Allie found 26. How many did they find together?

Answer:

Jack has 53 popsicles in his freezer. If 18 of them are blue and the rest are green, how many are green?

Answer:


Emma picked 67 strawberries. Then her little brother ate 35 of them. How many strawberries does Emma have left?

Answer:

Building Arrays

Draw rows of dots to build the array for each addition equation, then find the total

$$7 + 7 + 7 = \square$$




$$6 + 6 + 6 = \square$$




example:

$$5 + 5 + 5 = \boxed{15}$$



$$3 + 3 + 3 + 3 + 3 = \square$$

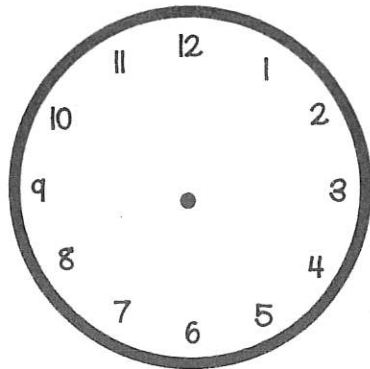


$$4 + 4 + 4 + 4 = \square$$

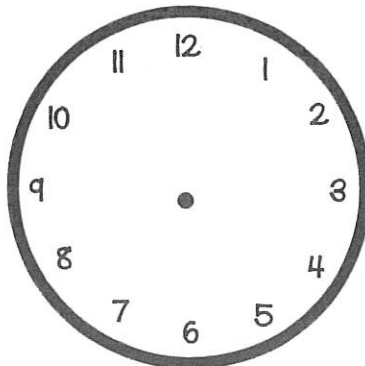


Build the Clocks

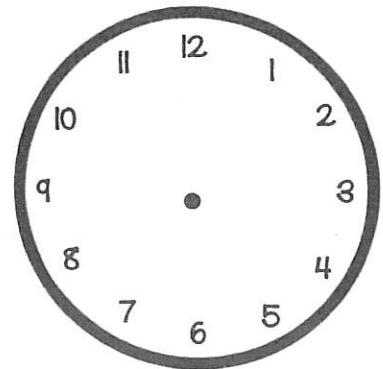
Draw arms on the clocks to show the correct time




12:45



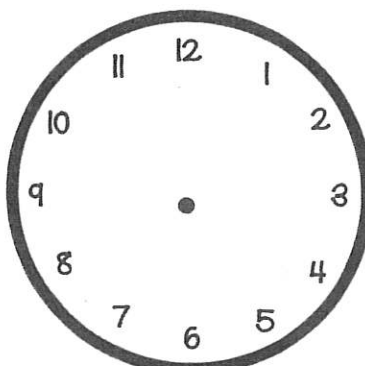
6:45



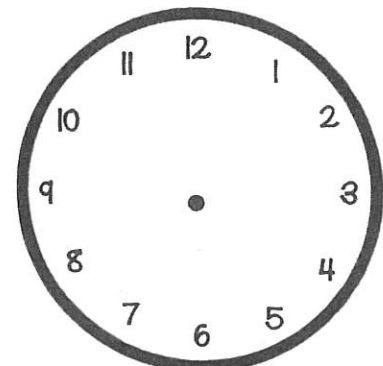
3:15




1:30



5:15



11:30



Greater than, Less than, or Equal?

Use symbols to fill in the squares

$>$ $<$ $=$

100 300

350 620

455 455

519 391

699 499

704 440

ten more



29

65

33

77

48

55

56

44

31

63

49

70

72

84



ten less

51

65

63

47

78

35

46

64

31

93

89

80

92

74