


# Diocese of Superior



## Executive Report

**2012**

## Contents

<b>Introduction</b>	5
<b>Diocese of Superior</b>	6
Diocesan Overview – Worship	7
Brief Summary of Self-Assessment Responses	8
Strengths – Pillars for Growth	8
Possible Concerns – Suggest Further Exploration	8
Detailed Review of Self-Assessment Responses	9
Responses Indicating Strengths	9
Responses Suggesting Further Investigation	11
Parish Self-Assessment – Responses per Achievement Level by Indicator	13
Parish Self-Assessment Results by Parish Size (0-100 Households)	17
Parish Self-Assessment Results by Parish Size (101-250 Households)	21
Parish Self-Assessment Results by Parish Size (>250 Households)	25
Census Data (2007-2011 Comparison)	29
Sacramental Data (2007-2011 Comparison)	30
Baptism/Marriage/Funeral	30
Sacramental Data (2007-2011 Comparison)	31
First Eucharist/Confirmation/Religious Education Enrollment	31
<b>Northwest Deanery</b>	32
Deanery Overview – Worship Sites and Personnel	33
Summary of Self-Assessment Responses	34
Strengths – Pillars for Growth	34
Possible Concerns – Suggest Further Exploration	34
Detailed Review of Self-Assessment Responses	35
Responses Indicating Strengths	35
Responses Suggesting Further Investigation	36
Parish Self-Assessment Survey Results	38
Census Data (2007-2011 Comparison)	42
Sacramental Data (2007-2011 Comparison)	43
Baptism/Marriage/Funeral	43
Sacramental Data (2007-2011 Comparison)	44
First Eucharist/Confirmation/Religious Education Enrollment	44

<b>Southwest Deanery</b>	45
Deanery Overview – Worship Sites and Personnel	46
Summary of Self-Assessment Responses	47
Strengths – Pillars for Growth	47
Possible Concerns – Suggest Further Exploration	47
Detailed Review of Self-Assessment Responses	48
Responses Indicating Strengths	48
Responses Suggesting Further Investigation	50
Parish Self-Assessment Survey Results	52
Census Data (2007-2011 Comparison)	56
Sacramental Data (2007-2011 Comparison)	57
Baptism/Marriage/Funeral	57
Sacramental Data (2007-2011 Comparison)	58
First Eucharist/Confirmation/Religious Education Enrollment	58
<b>South Central Deanery</b>	59
Deanery Overview – Worship Sites and Personnel	60
Summary of Self-Assessment Responses	61
Strengths – Pillars for Growth	61
Possible Concerns – Suggest Further Exploration	61
Detailed Review of Self-Assessment Responses	62
Responses Indicating Strengths	62
Responses Suggesting Further Investigation	63
Parish Self-Assessment Survey Results	65
Census Data (2007-2011 Comparison)	69
Sacramental Data (2007-2011 Comparison)	70
Baptism/Marriage/Funeral	70
Sacramental Data (2007-2011 Comparison)	71
First Eucharist/Confirmation/Religious Education Enrollment	71
<b>North Central Deanery</b>	72
Deanery Overview – Worship Sites and Personnel	73
Summary of Self-Assessment Responses	74
Strengths – Pillars for Growth	74
Possible Concerns – Suggest Further Exploration	74

Detailed Review of Self-Assessment Responses .....	75
Responses Indicating Strengths .....	75
Responses Suggesting Further Investigation .....	76
Parish Self-Assessment Survey Results .....	78
Census Data (2007-2011 Comparison) .....	82
Sacramental Data (2007-2011 Comparison) .....	83
Baptism/Marriage/Funeral .....	83
Sacramental Data (2007-2011 Comparison) .....	84
First Eucharist/Confirmation/Religious Education Enrollment .....	84
<b>East Deanery</b> .....	85
Deanery Overview – Worship Sites and Personnel .....	86
Summary of Self-Assessment Responses .....	87
Strengths – Pillars for Growth .....	87
Possible Concerns – Suggest Further Exploration .....	87
Detailed Review of Self-Assessment Responses .....	88
Responses Indicating Strengths .....	88
Responses Suggesting Further Investigation .....	90
Parish Self-Assessment Survey Results .....	92
Census Data (2007-2011 Comparison) .....	96
Sacramental Data (2007-2011 Comparison) .....	97
Baptism/Marriage/Funeral .....	97
Sacramental Data (2007-2011 Comparison) .....	98
First Eucharist/Confirmation/Religious Education Enrollment .....	98

## Introduction

In the spring of 2012, the parishes of the Diocese of Superior completed a self-assessment questionnaire. This report is an overview of the information provided through that process as well as other related information. It also includes a summary of our one hundred four (104) parishes without regard to size, cluster status, or geographic location within the diocese. This review is divided into six sections, first, a review of the diocese as a whole and, secondly, a separate review of each of the five deaneries.

In order to gain accurate insight into the status of individual parishes, the five deaneries, and the diocese as a whole, both subjective and objective sources need to be considered. Although knowing the numbers of those receiving the Sacraments and participating in local parish life is helpful, input that reflects the attitudes and impressions of local parishioners must be considered if one is to accurately assess the spiritual health and general well-being of our individual faith communities and the Diocese of Superior as-a-whole.

The following review incorporates data received from five resources: 1) A compilation of the responses reported in the Parish Self-Assessment; 2) Sacramental and census data reported in the annual SAQ; 3) The sum of the Mass attendances reported on the July and October Mass Attendance Tally Sheets in the appropriate years; 4) The parish financial reports submitted to the diocese, and; 5) The Annual Cemetery Certification Request form that was submitted to the diocese by those parishes responsible for one or more cemeteries.

The Parish Self-Assessment instrument that was completed by one hundred three (103) parishes in the Diocese of Superior in 2012 was unique in several aspects. First, it was designed to be used at the parish level, the cluster level, the deanery level, and the diocesan level as a tool to help identify those needs that are and are not being met, and to establish future goals. Second, it was intended that this instrument be completed by the lay faithful as a way to share their feelings and attitudes, their impressions and concerns about their local parish and cluster and the diocese as a whole. Third, this instrument was meant to be used as an aid in analyzing all aspects of the local parish and cluster life and to allow parishes to identify specific types of diocesan support that might be helpful in the future. This instrument was not intended to be a diocesan tool to rate individual parishes or to identify parishes that should be “closed”. Fourth, the response sent to the individual parishes from the diocese was not intended to dictate any specific action to be taken by the parish, but rather to help initiate discussion at the parish and cluster levels to identify future actions that could or should be initiated at the local level. Fifth, this tool was designed to be repeated, to be used at regular intervals in the future to provide an ongoing honest and meaningful self-assessment within the parish and/or cluster, a tool to be used to evaluate the initiatives that have been accomplished, to review and possibly modify established goals, and to establish new goals as needed to address the continual social, cultural and demographic changes that we will certainly experience in our local faith communities.

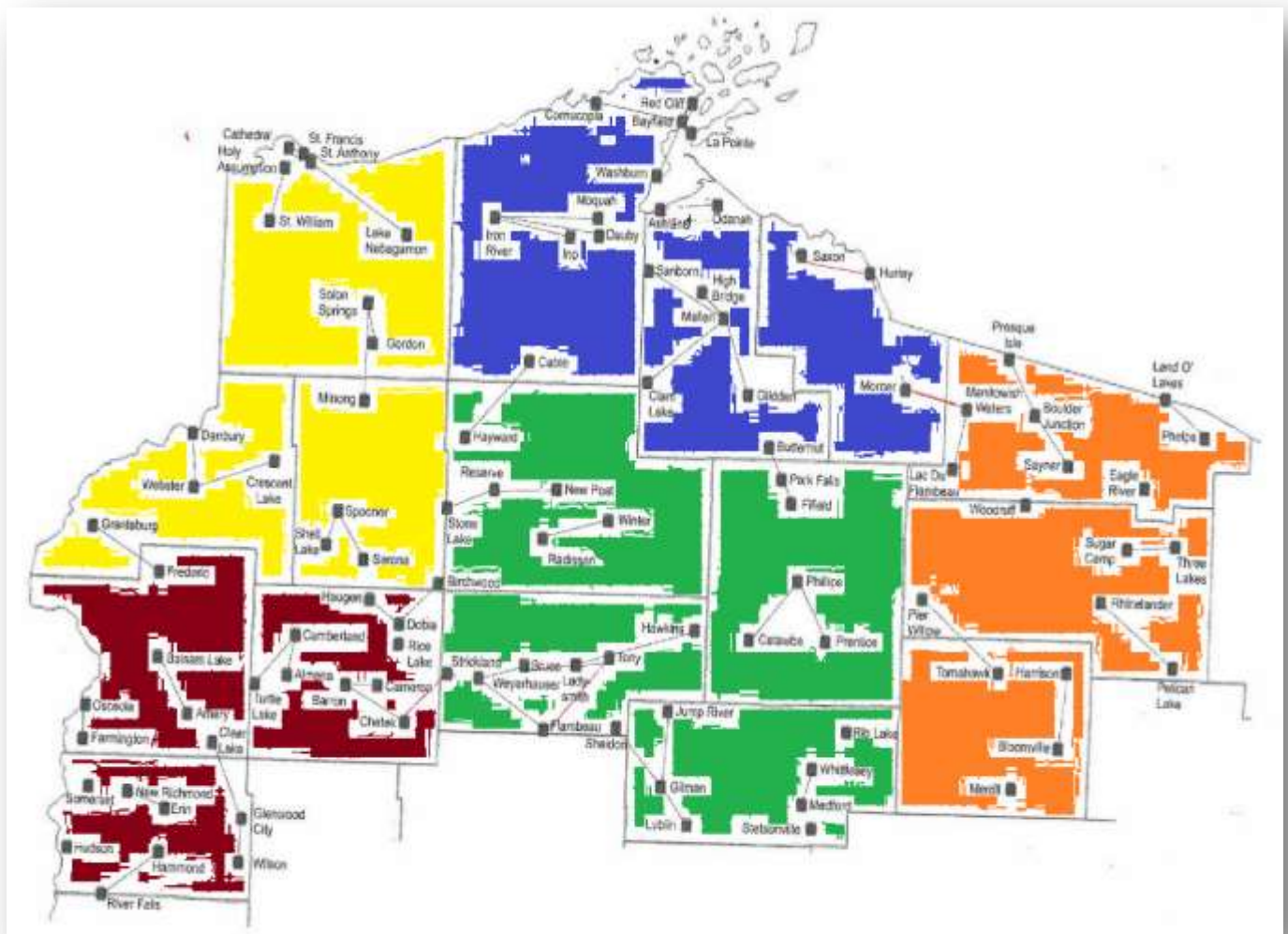
It should be noted that the responses submitted by the individual parishes in the Parish Self-Assessment tool were kept confidential and the compiled results were not edited or altered in any way. The self-assessment was designed to be subjective in nature and the responses should be seen in that light. It should also be noted that these responses reflect the parishes’ status as of May 2012; undoubtedly, there have been several changes that have been implemented since that time.

The public census data was obtained from the reports compiled by the U.S. Census Bureau. The parish census, Sacramental statistics, and the Mass attendance included in this report were compiled using the individual parish data that was submitted to the diocese in the SAQ and Mass Attendance reports.

# Diocese of Superior

## PARISH SELF-ASSESSMENT OVERVIEW AND ANALYSIS

2012



## **Diocesan Overview – Worship Sites and Personnel**

One hundred four (104) parishes and one mission are located within the sixteen-county geographic boundaries of the Diocese of Superior. Eight (8) parishes stand as single parish units. The remaining ninety-six (96) parishes have been combined to form thirty-four (34) clusters. Forty-six (46) priests serve these one hundred five (105) worship sites located within the geographic boundaries of the Diocese of Superior. Twenty-nine (29) serve as Pastors, ten (10) serve as Parochial Administrators, three (3) serve as Associate Pastors, two serve as Sacramental Ministers, and two serve as a Parochial Vicars. Sixty-five (65) permanent deacons reside within the boundaries of the diocese. Seven (7) of these deacons have officially retired. The remaining fifty-eight (58) deacons serve in a total of seventy-seven (77) parishes. Those parishes include twenty-seven (27) clusters and five (5) stand-alone parishes.

## **Brief Summary of Self-Assessment Responses**

### ***Strengths – Pillars for Growth***

1. High level of respect for the bishop, priests and permanent deacons of the diocese.
2. Active participation in the Certified Lay Outreach Ministry program.
3. Widespread availability of regularly scheduled devotional practices.
4. Nearly all parishes support or actively participate in charitable causes.
5. Broad support for the dignity of human life and the right to life.
6. Active participation by laity in Liturgy and local ministries in nearly all parishes.
7. The RCIA program is utilized in varying degrees in most parishes or clusters.
8. Concern for pastoral needs of sick and homebound as shown by regular provision of Holy Communion to shut-ins.
9. Sacramental formation programs comply with diocesan policy in most parishes.
10. A majority of parishes provide prepaid subscriptions for the Catholic Herald to member households.
11. Most parishes have no long-term debt or the long-term debt does not interfere with the mission of the parish.

### ***Possible Concerns – Suggest Further Exploration***

1. Low level of participation in ecumenical activities by laity.
2. Decreasing registered membership and registered households and declining Mass attendance.
3. Lack of support for marriage and family life.
4. Lack of programs to welcome and integrate new parishioners into the faith community.
5. Minimal follow-up support after reception of Sacraments: Baptism, First Reconciliation, First Eucharist, Confirmation, Marriage.
6. Few parishes have implemented programs to evangelize the un-churched.
7. Minimal support for those discerning religious vocations.
8. Low level of participation by youth in the faith formation process, small class sizes and multiple grades per class.
9. A lack of catechesis about and understanding of Christian Stewardship.
10. Lack of appreciation for membership in and responsibility to the diocesan and universal Church.



## Detailed Review of Self-Assessment Responses

### *Responses Indicating Strengths*

1. The bishop is highly respected and recognized as our diocesan leader.
2. Seventy-one (71) parishes have at least one commissioned lay outreach minister.
3. Seventy-five (75) parishes have regularly scheduled devotional practices. Forty-two (42) parishes have devotions scheduled at least weekly.
4. Sixty-five (65) parishes assist the poor on a regular basis; nearly all parishes support the poor at some level.
5. Nearly all parishes support the right to life. Twenty-eight (28) parishes have a “Right to Life” committee.
6. Eighty-one (81) parishes have Pastoral Councils that comply with diocesan guidelines.
7. Seventy-four (74) parishes have Finance Councils that comply with diocesan guidelines.
8. Sixty-three (63) parishes have a Liturgy Committee that meets regularly.
9. Seventy-four (74) parishes plan liturgies to reflect the theme and purpose of each Liturgical Season: Advent, Christmas, Lent, Easter, and Ordinary Time.
10. Ninety-two (92) parishes have an active music ministry which includes appropriate hymns and singing the Responsorial Psalm on Sunday and Holy Day Liturgies.
11. All parishes have lay participation in Liturgy as extra-ordinary Eucharistic ministers and readers; seven parishes do not have altar servers.
12. Ninety-six (96) parishes have at least one deacon or Lay Leader of Prayer who is qualified to lead a “Sunday Celebration in the Absence of a Priest”.
13. Eighty-nine (89) parishes utilize the RCIA program at least occasionally. Twenty-two (22) have trained team members, include the appropriate rites in Sunday Liturgies, and include Mystagogy in the program.
14. Forty-four (44) parishes offer the Sacrament of the Anointing of the Sick as a communal celebration.
15. Seventy-six (76) parishes deliver Holy Communion to the sick and home-bound on a weekly schedule.
16. Eighty (80) parishes have a Parish Catechetical Leader who has met diocesan qualifications for Catechetical Certification. Forty-six (46) parishes have a Parish Catechetical Leader who has met diocesan qualifications for Advanced Catechetical Certification.
17. In ninety-six (96) parishes, the sacramental formation programs comply with diocesan policy. Five (5) parishes do not have a catechetical formation program. In two parishes, the formation program does not comply with diocesan policy. Fifty-eight (58) parishes offer opportunities for parish youth to participate in a youth ministry program.
18. In eighty-nine (89) parishes, the curriculum meets diocesan guidelines. In thirty-one (31) parishes, catechists are provided with curriculum components specific for their grade, and parents are provided with the curriculum components specific for their child.
19. Fifty-nine (59) parishes have a plan for a comprehensive religious education program. Twelve (12) parishes incorporate the guidelines found in the *National Directory for Catechesis*. Forty-six (46) parishes evaluate the program and personnel annually.
20. Seventy-four (74) parishes provide a subscription of the Catholic Herald to the households of registered parish members.

21. All parishes report that they are current on their liabilities. *The status of parish DSA liability was not verified in the diocesan response.*
22. Eighty-nine (89) parishes have no long-term debt or their debt does not interfere with the mission of the parish.
23. Thirty-four (34) parishes report holding unrestricted cash reserves greater than 50% of the previous year's operating budget.

### ***Responses Suggesting Further Investigation***

1. Only twenty-seven (27) parishes have a formal relationship with other Christian and non-Christian faith groups in their communities and work with other faith groups on community issues. Seventeen (17) parishes do not have any relationship with other faith groups.
2. Thirty-eight (38) parishes offer little or no support for families and family life.
3. Thirty-two (32) parishes have no program to welcome new members into their faith community. Only six (6) parishes try to introduce new members to parishioners with similar interests.
4. The overall population in the sixteen county area that comprises the Diocese of Superior has increased slightly (5%) in the past ten years. The reported total registered Catholic membership in the diocese has decreased over 5% in the past five years. Thirteen (13) parishes reported a significant increase (>10%) in registered membership; thirty-five (35) parishes reported a significant decrease (>10%) in registered membership. The number of registered households has decreased over 10% in the past five years.
5. Total Mass Attendance in the diocese has decreased about 10%; only twelve (12) parishes reported a significant increase (>10%) in Mass Attendance over the past five years.
6. Only forty-seven (47) parishes have trustees who are fulfilling their roles as described in the Revised Corporate By-Laws.
7. Only twenty-one (21) parishes offer follow-up support for recipients and their families after the reception of one or more of the following Sacraments: Baptism, Confirmation, First Eucharist, and First Reconciliation; one parish offers follow-up support for all four sacraments.
8. Eight (8) parishes offer follow-up support for the newly married.
9. Thirty-nine (39) parishes promote reception of the Sacrament of Reconciliation with Rite II and have at least 30% of members receive the sacrament at least annually.
10. Forty-one (41) parishes have, or participate in, a Religious Education Committee that meets regularly.
11. Only eleven (11) parishes have a plan to reach out to and evangelize the un-churched in their communities.
12. Less than half of the parishes (48) offer a faith formation program designed for adults.
13. Only six (6) parishes have a committee dedicated to the promotion of religious vocations. Two parishes offer individual guidance for individuals who are discerning a religious vocation.
14. Thirty-seven (37) parishes offer a religious education program that is designed to accommodate special needs students. Fifteen (15) parishes provide training for catechists who are instructing students with special needs and include special needs students in regular classes as much as they are able.
15. Only forty-eight (48) parishes have at least 60% of catechists who are certified and also have all catechists working to achieve the next level of certification.
16. Nine (9) parishes report that they are not in complete compliance with diocesan Safe Environment requirements which include appropriate documentation at the parish and diocesan levels. Five other parishes do not have their own faith formation program for children and youth.
17. Thirty-four (34) parishes have fewer than four students in at least three grades in their religious education program.
18. Sixty-eight (68) parishes have less than an 85% rate of participation by registered youth (kindergarten through Confirmation) in a religious education program offered by that parish. Thirty-three (33) parishes have less than a 50% participation level among children and youth.

19. Seventy-two (72) parishes had fewer than 20% of registered members who contributed to the Diocesan Catholic School special collection. Only fourteen parishes had over 40% participation.
20. Indicator responses and summary comments indicate a general lack of understanding of the meaning of Stewardship. Only seventeen (17) parishes have a Stewardship Committee.
21. At least seventy-four (74) parishes need to use proceeds from special fund-raisers to meet regular operating expenses.
22. Over 85% of all parishes needed to use general operating funds to meet the annual parish DSA goals in at least one of the past five years.
23. The annual contribution per household has decreased in forty-two (42) parishes.
24. Seventy-two (72) parishes have accepted the responsibility of maintaining at least one cemetery. Fewer than eleven (11) of these cemeteries has sufficient investment income from the Cemetery Perpetual Care Fund to finance the routine maintenance of that cemetery. At least nine (9) of these cemeteries are not regularly maintained.

### Parish Self-Assessment – Responses per Achievement Level by Indicator

PARISH VALUES, MEMBERSHIP & MANAGEMENT	Diocese of Superior			Responses per Achievement Level					
	MEAN*	MEDIAN**	MODE***	0	1	2	3	4	5
PVMM-1: Parish Mission Statement	2.9	3	3	0	15	27	28	21	12
PVMM-2: The Office of Bishop	4.5	5	5	0	0	5	2	31	65
PVMM-3: The Office of Presbyter	4.3	4	5	0	0	6	7	40	50
PVMM-4: The Office of Deacon (Deacon in Parish)	2.8	4	0	36	0	2	4	22	39
PVMM-5: The Office of Deacon (No Deacon)	1.2	0	0	67	7	8	4	7	10
PVMM-6: Deacons in the Liturgy (Deacon in Parish)	2.7	4	5	36	0	9	3	8	47
PVMM-7: The Role of Lay Ministers	3.3	3	2	0	1	31	24	19	28
PVMM-8: Parish Devotional Practices	3.6	4	5	0	14	14	18	15	42
PVMM-9: Ecumenism and Relations	3.0	3	3	0	17	23	36	3	24
PVMM-10: Establishment and Support of Family Life	2.9	3	1	0	38	8	16	6	35
PVMM-11: Census	3.3	3	3	0	14	17	23	26	23
PVMM-12: New Parishioners	2.5	3	3	0	32	14	37	14	6
PVMM-13: Publicity	3.2	3	2	0	7	32	14	30	20
PVMM-14: Membership Growth	2.1	2	1	0	45	9	45	2	2
PVMM-15: Practicing Charity/Social Justice	3.4	4	2	0	1	37	7	26	32
PVMM-16: Right to and Respect for Life/Human Dignity	3.9	4	4	0	2	7	19	47	28
PVMM-17: Environmental Sustainability	3.1	4	4	0	9	28	8	56	2
PVMM-18: Lay Directors (Trustees)	3.3	3	4	0	7	24	25	27	20
PVMM-19: Pastoral Council	3.7	4	4	0	3	19	9	36	36
PVMM-20: Finance Council	3.3	4	4	0	8	21	20	35	19
PVMM-21: The Parish Priest/PLC/PD	3.9	4	5	0	1	7	34	16	45
PVMM-22: Staffing	3.2	3	3	0	10	12	49	11	21
SECTION MEAN	3.2			139	231	360	432	498	606
SECTION MEDIAN		3		TOTALS per ACHIEVEMENT LEVEL					
SECTION MODE			5						

\*MEAN - Mathematical Average of responses in this group of parishes

\*\*MEDIAN - Middle number, half of parishes' responses in this group were higher and half were lower

\*\*\*MODE - This number appeared most often in this group of parishes

Diocese of Superior

PARISH LITURGY & SACRAMENTS	Diocese of Superior			Responses per Achievement Level					
	MEAN*	MEDIAN**	MODE***	0	1	2	3	4	5
LP-1: The Liturgy Committee	2.9	3	4	0	25	15	20	35	8
LP-2: The Celebration of the Triduum & Easter	3.9	4.5	5	0	4	13	23	11	52
LP-3: The Celebration of Advent & Christmas	4.2	5	5	0	1	16	13	7	66
LP-4: The Celebration of Lent	3.8	4	5	0	1	16	22	26	38
LP-5: The Celebration of Ordinary Time	3.9	5	5	0	4	25	8	8	58
LP-6: The Celebration of Funerals	3.8	4	4	0	3	2	19	62	17
LP-7: Liturgical Music	4.6	5	5	0	1	1	9	18	74
LP-8: Extraordinary Ministers of Holy Communion	3.3	4	4	0	0	34	16	39	14
LP-9: Readers	3.1	3	4	0	0	37	22	38	6
LP-10: Altar Servers	2.6	2	2	0	7	55	13	26	2
LP-11: Leaders of Prayer in the Absence of a Priest	3.4	3	5	0	7	35	9	4	48
LP-12: Liturgies of the Eucharist	4.3	4	4	0	1	1	7	51	43
LP-13: Sunday Celebration in the Absence of a Priest	4.4	5	5	0	5	0	7	30	61
LP-14: The Rite of Christian Initiation for Adults/Children	3.1	3	2	0	14	28	13	26	22
LP-15: The Sacrament of Baptism	3.8	4	4	0	1	7	9	81	5
LP-16: The Sacrament of Confirmation	3.4	4	4	0	14	7	20	50	12
LP-17: First Reception of Holy Communion	3.4	4	4	0	2	16	32	42	11
LP-18: Reception of the Sacrament of First Reconciliation	3.4	4	4	0	2	18	24	49	10
LP-19: Sacrament of Reconciliation	3.2	3	3	0	0	18	46	34	5
LP-20: Sacrament of the Anointing of the Sick	3.4	3	2	0	0	39	20	5	39
LP-21: Providing Holy Communion to the Sick and Homebound	4.4	5	5	0	2	11	5	9	76
LP-22: Preparation for the Sacrament of Matrimony	3.5	3	3	0	3	3	45	44	8
SECTION MEAN	3.6			0	97	397	402	695	675
SECTION MEDIAN		4		TOTALS per ACHIEVEMENT LEVEL					
SECTION MODE			4						

\*MEAN - Mathematical Average of responses in this group of parishes

\*\*MEDIAN - Middle number, half of parishes' responses in this group were higher and half were lower

\*\*\*MODE - This number appeared most often in this group of parishes

Diocese of Superior

CATHOLIC FAITH FORMATION	Diocese of Superior			Responses per Achievement Level					
	MEAN*	MEDIAN**	MODE***	0	1	2	3	4	5
CFF-1: The Religious Education Committee	2.2	2	1	0	43	19	25	11	5
CFF-2: The Parish Catechetical Director/Coordinator	3.3	3	3	0	11	12	34	31	15
CFF-3: Religious Ed & Formation for Children/Youth	3.7	4	4	0	5	2	38	38	20
CFF-4: Parish Evangelization	2.0	2	2	0	34	55	3	7	4
CFF-5: Religious Formation for Adults	2.7	2	2	0	11	44	20	25	3
CFF-6: The Non-School Religious Ed Curriculum	3.8	4	4	0	6	8	20	38	31
CFF-7: Formation for Life-Long Living (Vocations)	2.3	2	3	0	23	34	40	4	2
CFF-8: Religious Ed for Persons w/Special Needs	2.4	2	1	0	36	30	19	3	15
CFF-9: Certification of Catechists	2.4	2	2	0	17	38	40	7	1
CFF-10: Selection of Religious Education Texts	3.4	3	4	0	10	9	34	38	12
CFF-11: Catechetical Planning	2.0	2	1	0	44	38	9	4	8
CFF-12: Evaluation of Program and Personnel	2.4	2	1	0	46	11	22	11	13
CFF-13: Implementation of the Charter	4.3	5	5	0	5	3	5	35	55
CFF-14: Student Class Size	3.1	3	5	1	18	22	26	6	30
CFF-15: Catechists and Facilities	4.1	5	5	1	7	8	18	8	61
CFF-16: Sufficiency of Participation	2.7	2.5	1	1	32	19	16	17	18
CFF-17: Catholic School Education	2.1	1	1	0	56	10	16	14	7
CFF-18: Financial Support for Catholic Schools	3.0	3	2	0	7	35	30	17	14
CFF-19: Catholic Herald	2.7	3	3	0	20	9	62	8	4
SECTION MEAN	2.9			3	431	406	477	322	318
SECTION MEDIAN		3		TOTALS per ACHIEVEMENT LEVEL					
SECTION MODE			3						

\*MEAN - Mathematical Average of responses in this group of parishes

\*\*MEDIAN - Middle number, half of parishes' responses in this group were higher and half were lower

\*\*\*MODE - This number appeared most often in this group of parishes

Diocese of Superior

STEWARDSHIP	Diocese of Superior			Responses per Achievement Level					
	MEAN*	MEDIAN**	MODE***	0	1	2	3	4	5
STE-1: Stewardship of Time and Talent	2.7	2.5	2	0	9	43	34	6	11
STE-2: Financial Stewardship	2.7	3	2	0	15	32	27	22	7
STE-3: Parishioner Practice of Financial Stewardship	2.2	2	1	0	48	13	16	17	9
STE-4: Stewardship Contribution Levels	2.6	3	3	0	7	35	52	5	4
SECTION MEAN	2.6			0	79	123	129	50	31
SECTION MEDIAN		3		TOTALS per ACHIEVEMENT LEVEL					
SECTION MODE			3						

PARISH FINANCES & FACILITIES	Diocese of Superior			Responses per Achievement Level					
	MEAN*	MEDIAN**	MODE***	0	1	2	3	4	5
PFF-1: Current Financial Status	3.6	4	5	0	0	23	30	20	30
PFF-2: Parish Debt	4.7	5	5	0	0	2	8	4	89
PFF-3: Parish Reserves	3.7	4	5	0	8	14	18	21	42
PFF-4: Financial Records	3.4	3	4	0	3	14	40	35	11
PFF-5: The Worship Space/Church	3.9	4	5	0	3	2	37	19	42
PFF-6: Social Hall	3.7	4	4	0	9	1	24	43	26
PFF-7: Maintenance of Buildings and Grounds	3.1	3	2	0	1	39	21	29	13
PFF-8: Parish Cemetery	2.0	2	0	31	9	15	23	18	7
PFF-9: Historical and Architectural Significance	0.9	0	0	75	0	0	23	3	2
SECTION MEAN	3.2			106	33	110	224	192	262
SECTION MEDIAN		3		TOTALS per ACHIEVEMENT LEVEL					
SECTION MODE			5						

\*MEAN - Mathematical Average of responses in this group of parishes

\*\*MEDIAN - Middle number, half of parishes' responses in this group were higher and half were lower

\*\*\*MODE - This number appeared most often in this group of parishes



## Parish Self-Assessment Results by Parish Size (0-100 Households)

### PARISH VALUES, MEMBERSHIP & MANAGEMENT

Parish Size by Households	0-50 Households			51-100 Households			Diocese of Superior		
Total Number of Parishes per Group	Parishes	11		Parishes	18		Parishes	104	
Total Census per Group (from SAQ's)	Census	817		Census	2979		Census	73645	
Total Household Units per Group (Adult Envelopes from SAQ's)	Household	452		Household	1432		Household	30771	
	MEAN	MEDIAN	MODE	MEAN	MEDIAN	MODE	MEAN	MEDIAN	MODE
PVMM-1: Parish Mission Statement	2.4	2.0	2.0	2.6	4	1	2.9	3	3
PVMM-2: The Office of Bishop	4.4	5.0	5.0	4.5	5	5	4.5	5	5
PVMM-3: The Office of Presbyter	4.3	4.0	5.0	4.5	4	5	4.3	4	5
PVMM-4: The Office of Deacon (Deacon in Parish)	2.2	0.0	0.0	2.8	0.5	5	2.9	4	5
PVMM-5: The Office of Deacon (No Deacon)	1.8	1.0	0.0	1.2	0.5	0	1.1	0	0
PVMM-6: Deacons in the Liturgy (Deacon in Parish)	2.0	0.0	0.0	2.8	4	5	2.8	4	5
PVMM-7: The Role of Lay Ministers	2.5	2.0	2.0	3.8	4	5	3.4	3	2
PVMM-8: Parish Devotional Practices	2.4	2.0	2.0	3.4	2	5	3.5	4	5
PVMM-9: Ecumenism and Relations	2.8	3.0	1.0	2.2	2	1	3.0	3	3
PVMM-10: Establishment and Support of Family Life	2.9	2.0	1.0	2.6	2	1	2.9	3	1
PVMM-11: Census	2.8	3.0	3.0	2.7	2	2	3.3	3	4
PVMM-12: New Parishioners	2.1	2.0	1.0	1.9	2	1	2.5	3	3
PVMM-13: Publicity	2.4	2.0	2.0	2.4	2	2	3.2	3	2
PVMM-14: Membership Growth	1.6	1.0	1.0	1.8	2	1	2.1	2	1
PVMM-15: Practicing Charity/Social Justice	3.2	3.0	4.0	3.1	4	2	3.5	4	2
PVMM-16: Right to and Respect for Life/Human Dignity	3.5	3.0	3.0	3.7	3	4	3.9	4	4
PVMM-17: Environmental Sustainability	3.1	4.0	4.0	2.5	3	2	3.1	4	4
PVMM-18: Lay Directors (Trustees)	2.9	3.0	3.0	3.3	4	5	3.3	3	4
PVMM-19: Pastoral Council	2.9	3.0	2.0	3.6	3.5	5	3.8	4	5
PVMM-20: Finance Council	2.4	2.0	1.0	2.9	3	2	3.3	4	4
PVMM-21: The Parish Priest/PLC/PD	3.2	3.0	3.0	3.8	3	3	3.9	4	5
PVMM-22: Staffing	2.9	3.0	1.0	2.7	3	3	3.2	3	3
SECTION STATISTICS	2.8	3	2	2.9	3	5	3.2	3	5

Diocese of Superior

**PARISH LITURGY & SACRAMENTS**

Parish Size by Households	0-50 Households			51-100 Households			Diocese of Superior		
Total Number of Parishes by Group	Parishes	11		Parishes	18		Parishes	104	
Total Census per Group (from SAQ's)	Census	817		Census	2979		Census	73645	
Total Household Units per Group (Adult Envelopes from SAQ's)	Household	452		Household	1432		Household	30771	
	MEAN	MEDIAN	MODE	MEAN	MEDIAN	MODE	MEAN	MEDIAN	MODE
LP-1: The Liturgy Committee	2.0	1.0	1.0	2.4	3	1	2.9	3	4
LP-2: The Celebration of the Triduum & Easter	2.5	2.0	2.0	3.5	4	5	3.9	4.5	5
LP-3: The Celebration of Advent & Christmas	3.0	2.0	2.0	3.9	4	5	4.2	5	5
LP-4: The Celebration of Lent	2.7	2.0	2.0	3.4	3.5	3	3.8	4	5
LP-5: The Celebration of Ordinary Time	2.5	2.0	2.0	3.7	4	5	3.9	5	5
LP-6: The Celebration of Funerals	3.1	3.0	4.0	3.7	4	4	3.9	4	4
LP-7: Liturgical Music	4.0	5.0	5.0	4.4	4	5	4.6	5	5
LP-8: Extraordinary Ministers of Holy Communion	2.5	2.0	2.0	2.9	2.5	2	3.3	4	4
LP-9: Readers	2.5	2.0	2.0	2.8	2	2	3.1	3	4
LP-10: Altar Servers	2.0	2.0	2.0	2.2	2	2	2.6	2	2
LP-11: Leaders of Prayer in the Absence of a Priest	2.2	2.0	2.0	3.2	4	2	3.5	3.5	5
LP-12: Liturgies of the Eucharist	3.5	4.0	4.0	3.9	4	4	4.3	4	4
LP-13: Sunday Celebration in the Absence of a Priest	3.5	4.0	5.0	4.4	4	5	4.4	5	5
LP-14: The Rite of Christian Initiation for Adults/Children	2.2	2.0	2.0	2.4	3	2	3.1	3	2
LP-15: The Sacrament of Baptism	3.2	4.0	4.0	3.6	4	4	3.8	4	4
LP-16: The Sacrament of Confirmation	2.5	3.0	1.0	3.3	3	3	3.4	4	4
LP-17: First Reception of Holy Communion	2.5	2.0	2.0	3.1	3	3	3.4	4	4
LP-18: Reception of the Sacrament of First Reconciliation	2.3	2.0	2.0	3.3	3	4	3.4	4	4
LP-19: Sacrament of Reconciliation	2.5	2.0	2.0	3.3	3	3	3.2	3	3
LP-20: Sacrament of the Anointing of the Sick	2.7	2.0	2.0	3.2	4	2	3.4	3	2
LP-21: Providing Holy Communion to the Sick and Homebound	3.5	3.0	2.0	3.9	4	5	4.4	5	5
LP-22: Preparation for the Sacrament of Matrimony	2.8	3.0	3.0	3.4	3	3	3.5	3.5	3
<b>SECTION STATISTICS</b>	2.7	2	2	3.4	3	2	3.6	4	4

Diocese of Superior

**CATHOLIC FAITH FORMATION**

Parish Size by Households	0-50 Households			51-100 Households			Diocese of Superior		
Total Number of Parishes by Group	Parishes	11		Parishes	18		Parishes	104	
Total Census per Group (from SAQ's)	Census	817		Census	2979		Census	73645	
Total Household Units per Group (Adult Envelopes from SAQ's)	Household	452		Household	1432		Household	30771	
	MEAN	MEDIAN	MODE	MEAN	MEDIAN	MODE	MEAN	MEDIAN	MODE
CFF-1: The Religious Education Committee	1.8	1.0	1.0	2.1	3	1	2.2	2	1
CFF-2: The Parish Catechetical Director/Coordinator	2.5	3.0	1.0	2.9	3	3	3.2	3	3
CFF-3: Religious Ed & Formation for Children/Youth	2.7	3.0	1.0	3.5	2	4	3.6	4	4
CFF-4: Parish Evangelization	1.6	2.0	2.0	1.8	2	2	2.0	2	2
CFF-5: Religious Formation for Adults	1.8	2.0	2.0	2.2	3	2	2.6	2	2
CFF-6: The Non-School Religious Ed Curriculum	2.5	2.0	1.0	3.2	2.5	3	3.8	4	4
CFF-7: Formation for Life-Long Living (Vocations)	1.9	2.0	1.0	1.8	1	1	2.3	2	3
CFF-8: Religious Ed for Persons w/Special Needs	1.4	1.0	1.0	1.6	2	1	2.3	2	1
CFF-9: Certification of Catechists	2.5	3.0	3.0	2.7	3	3	2.4	2	3
CFF-10: Selection of Religious Education Texts	2.5	2.0	1.0	2.8	2	3	3.3	3	4
CFF-11: Catechetical Planning	1.8	1.0	1.0	1.7	1	1	2.0	2	1
CFF-12: Evaluation of Program and Personnel	1.5	1.0	1.0	1.9	3	1	2.3	2	1
CFF-13: Implementation of the Charter	3.3	4.0	5.0	4.2	3.5	5	4.3	5	5
CFF-14: Student Class Size	1.5	1.0	1.0	2.3	3	2	3.0	3	5
CFF-15: Catechists and Facilities	2.8	3.0	1.0	3.7	3	5	4.0	5	5
CFF-16: Sufficiency of Participation	1.7	1.0	1.0	2.1	1	1	2.7	2	1
CFF-17: Catholic School Education	1.7	1.0	1.0	1.4	2	1	2.1	1	1
CFF-18: Financial Support for Catholic Schools	2.7	2.0	2.0	2.8	3	2	3.0	3	2
CFF-19: Catholic Herald	2.8	3.0	3.0	2.4	3	3	2.7	3	3
<b>SECTION STATISTICS</b>	2.2	2	1	2.5	2	1	2.8	3	3

# Diocese of Superior

## STEWARDSHIP

Parish Size by Households	0-50 Households			51-100 Households			Diocese of Superior		
Total Number of Parishes by Group	Parishes	11		Parishes	18		Parishes	104	
Total Census per Group (from SAQ's)	Census	817		Census	2979		Census	73645	
Total Household Units per Group (Adult Envelopes from SAQ's)	Household	452		Household	1432		Household	30771	
	MEAN	MEDIAN	MODE	MEAN	MEDIAN	MODE	MEAN	MEDIAN	MODE
STE-1: Stewardship of Time and Talent	2.3	2.0	3.0	2.7	2	2	2.7	2.5	2
STE-2: Financial Stewardship	2.7	3.0	3.0	2.5	2	2	2.7	3	2
STE-3: Parishioner Practice of Financial Stewardship	2.1	1.0	1.0	2.2	2	1	2.3	2	1
STE-4: Stewardship Contribution Levels	2.5	3.0	3.0	2.6	3	3	2.6	3	3
SECTION STATISTICS	2.4	2	3	2.5	2	2	2.6	3	3

## PARISH FINANCES & FACILITIES

Parish Size by Households	0-50 Households			51-100 Households			Diocese of Superior		
Total Number of Parishes by Group	Parishes	11		Parishes	18		Parishes	104	
Total Census per Group (from SAQ's)	Census	817		Census	2979		Census	73645	
Total Household Units per Group (Adult Envelopes from SAQ's)	Household	452		Household	1432		Household	30771	
	MEAN	MEDIAN	MODE	MEAN	MEDIAN	MODE	MEAN	MEDIAN	MODE
PFF-1: Current Financial Status	3.4	3.0	3.0	3.4	5	3	3.6	3	3
PFF-2: Parish Debt	5.0	5.0	5.0	4.9	5	5	4.7	5	5
PFF-3: Parish Reserves	3.4	4.0	4.0	4.1	3	5	3.7	4	5
PFF-4: Financial Records	3.0	3.0	3.0	2.9	3	3	3.4	3	3
PFF-5: The Worship Space/Church	3.0	3.0	3.0	3.7	3	3	3.9	4	5
PFF-6: Social Hall	2.8	3.0	4.0	3.2	3	3	3.7	4	4
PFF-7: Maintenance of Buildings and Grounds	2.8	3.0	2.0	3.1	2	2	3.1	3	2
PFF-8: Parish Cemetery	1.0	1.0	0.0	1.3	0	0	2.0	2	0
PFF-9: Historical and Architectural Significance	1.1	0.0	0.0	0.7	0	0	0.9	0	0
SECTION STATISTICS	2.8	3	3	3.0	3	5	3.2	3	5

Diocese of Superior

**Parish Self-Assessment Results by Parish Size (101-250 Households)**

**PARISH VALUES, MEMBERSHIP & MANAGEMENT**

Parish Size by Households	101-150 Households			151-250 Households			Diocese of Superior		
Total Number of Parishes	Parishes	24		Parishes	16		Parishes	104	
Total Census (from SAQ's)	Census	5876		Census	6432		Census	73645	
Total Household Units (Adult Envelopes from SAQ's)	Household	2942		Household	2904		Household	30771	
	MEAN	MEDIAN	MODE	MEAN	MEDIAN	MODE	MEAN	MEDIAN	MODE
PVMM-1: Parish Mission Statement	2.9	3	3	2.7	3	3	2.9	3	3
PVMM-2: The Office of Bishop	4.3	4	5	4.4	4.5	5	4.5	5	5
PVMM-3: The Office of Presbyter	4.1	4	5	4.0	4	4	4.3	4	5
PVMM-4: The Office of Deacon (Deacon in Parish)	2.7	0.5	0	2.4	3.5	0	2.9	4	5
PVMM-5: The Office of Deacon (No Deacon)	1.1	0.5	0	1.3	0	0	1.1	0	0
PVMM-6: Deacons in the Liturgy (Deacon in Parish)	2.6	3	5	2.4	2	0	2.8	4	5
PVMM-7: The Role of Lay Ministers	3.3	3	2	3.4	3.5	2	3.4	3	2
PVMM-8: Parish Devotional Practices	3.8	3	5	3.1	3	2	3.5	4	5
PVMM-9: Ecumenism and Relations	2.7	2.5	3	3.3	3	3	3.0	3	3
PVMM-10: Establishment and Support of Family Life	2.5	2	1	2.8	3	1	2.9	3	1
PVMM-11: Census	2.9	3	4	3.7	4	4	3.3	3	4
PVMM-12: New Parishioners	2.5	3	1	2.6	3	3	2.5	3	3
PVMM-13: Publicity	3.2	3	3	3.7	4	4	3.2	3	2
PVMM-14: Membership Growth	2.0	3	1	2.0	2	1	2.1	2	1
PVMM-15: Practicing Charity/Social Justice	3.7	4	5	3.4	3.5	2	3.5	4	2
PVMM-16: Right to and Respect for Life/Human Dignity	3.8	4	4	3.8	4	4	3.9	4	4
PVMM-17: Environmental Sustainability	3.3	4	4	3.0	3	4	3.1	4	4
PVMM-18: Lay Directors (Trustees)	3.5	4	4	3.2	3.5	4	3.3	3	4
PVMM-19: Pastoral Council	3.7	4	4	4.1	4	5	3.8	4	5
PVMM-20: Finance Council	3.5	4	4	3.3	3.5	4	3.3	4	4
PVMM-21: The Parish Priest/PLC/PD	3.9	3	3	3.8	4	5	3.9	4	5
PVMM-22: Staffing	3.2	3	3	3.6	3	3	3.2	3	3
<b>SECTION STATISTICS</b>	3.1	3	4	3.2	3	4	3.2	3	5

# Diocese of Superior

## PARISH LITURGY & SACRAMENTS

Parish Size by Households	101-150 Households			151-250 Households			Diocese of Superior		
Total Number of Parishes	Parishes	24		Parishes	16		Parishes	104	
Total Census (from SAQ's)	Census	5876		Census	6432		Census	73645	
Total Household Units (Adult Envelopes from SAQ's)	Household	2942		Household	2904		Household	30771	
	MEAN	MEDIAN	MODE	MEAN	MEDIAN	MODE	MEAN	MEDIAN	MODE
LP-1: The Liturgy Committee	2.9	3	4	3.1	4	4	2.9	3	4
LP-2: The Celebration of the Triduum & Easter	3.9	5	5	4.3	5	5	3.9	4.5	5
LP-3: The Celebration of Advent & Christmas	4.5	5	5	4.3	5	5	4.2	5	5
LP-4: The Celebration of Lent	2.9	3	4	4.2	4.5	5	3.8	4	5
LP-5: The Celebration of Ordinary Time	3.9	5	5	3.7	4.5	5	3.9	5	5
LP-6: The Celebration of Funerals	4.5	5	5	4.0	4	4	3.9	4	4
LP-7: Liturgical Music	3.8	4	5	4.7	5	5	4.6	5	5
LP-8: Extraordinary Ministers of Holy Communion	4.0	4	5	3.4	3.5	4	3.3	4	4
LP-9: Readers	3.9	4	4	3.4	4	4	3.1	3	4
LP-10: Altar Servers	4.7	4	5	2.8	2.5	2	2.6	2	2
LP-11: Leaders of Prayer in the Absence of a Priest	3.3	3	4	3.4	3	2	3.5	3.5	5
LP-12: Liturgies of the Eucharist	3.1	2.5	4	4.6	5	5	4.3	4	4
LP-13: Sunday Celebration in the Absence of a Priest	2.5	2	2	4.6	5	5	4.4	5	5
LP-14: The Rite of Christian Initiation for Adults/Children	3.5	4	5	2.9	2.5	2	3.1	3	2
LP-15: The Sacrament of Baptism	4.3	4	4	3.8	4	4	3.8	4	4
LP-16: The Sacrament of Confirmation	4.2	4	5	3.3	4	4	3.4	4	4
LP-17: First Reception of Holy Communion	3.0	4	4	3.6	4	4	3.4	4	4
LP-18: Reception of the Sacrament of First Reconciliation	3.9	4	4	3.5	4	4	3.4	4	4
LP-19: Sacrament of Reconciliation	3.2	4	4	3.4	3	3	3.2	3	3
LP-20: Sacrament of the Anointing of the Sick	3.3	4	4	3.3	3	2	3.4	3	2
LP-21: Providing Holy Communion to the Sick and Homebound	3.3	3	4	4.4	5	5	4.4	5	5
LP-22: Preparation for the Sacrament of Matrimony	3.0	3	3	3.3	3	3	3.5	3.5	3
SECTION STATISTICS	3.6	4	4	3.7	4	4	3.6	4	4

Diocese of Superior

**CATHOLIC FAITH FORMATION**

Parish Size by Households	101-150 Households			151-250 Households			Diocese of Superior		
Total Number of Parishes	Parishes	24		Parishes	16		Parishes	104	
Total Census (from SAQ's)	Census	5876		Census	6432		Census	73645	
Total Household Units (Adult Envelopes from SAQ's)	Household	2942		Household	2904		Household	30771	
	MEAN	MEDIAN	MODE	MEAN	MEDIAN	MODE	MEAN	MEDIAN	MODE
CFF-1: The Religious Education Committee	2.0	2	2	2.2	2	1	2.2	2	1
CFF-2: The Parish Catechetical Director/Coordinator	3.5	3.5	4	3.4	4	4	3.2	3	3
CFF-3: Religious Ed & Formation for Children/Youth	3.5	3	3	3.9	4	4	3.6	4	4
CFF-4: Parish Evangelization	1.8	2	2	1.8	1	1	2.0	2	2
CFF-5: Religious Formation for Adults	2.5	2	2	2.9	2.5	2	2.6	2	2
CFF-6: The Non-School Religious Ed Curriculum	3.7	4	4	4.3	4.5	5	3.8	4	4
CFF-7: Formation for Life-Long Living (Vocations)	2.3	2	3	2.8	3	3	2.3	2	3
CFF-8: Religious Ed for Persons w/Special Needs	2.1	2	2	2.6	2	2	2.3	2	1
CFF-9: Certification of Catechists	2.3	2	2	2.0	2	2	2.4	2	3
CFF-10: Selection of Religious Education Texts	3.4	3	3	3.7	4	3	3.3	3	4
CFF-11: Catechetical Planning	1.6	1.5	1	2.5	2	2	2.0	2	1
CFF-12: Evaluation of Program and Personnel	2.0	2	1	2.6	2.5	1	2.3	2	1
CFF-13: Implementation of the Charter	4.4	4	4	4.4	4.5	5	4.3	5	5
CFF-14: Student Class Size	2.5	2.5	3	3.1	3	3	3.0	3	5
CFF-15: Catechists and Facilities	4.2	5	5	4.3	5	5	4.0	5	5
CFF-16: Sufficiency of Participation	2.5	2	1	2.8	2.5	1	2.7	2	1
CFF-17: Catholic School Education	2.0	1	1	1.7	1	1	2.1	1	1
CFF-18: Financial Support for Catholic Schools	3.0	3	3	2.8	2	2	3.0	3	2
CFF-19: Catholic Herald	2.6	3	3	2.8	3	3	2.7	3	3
<b>SECTION STATISTICS</b>	<b>2.7</b>	<b>3</b>	<b>3</b>	<b>3.0</b>	<b>3</b>	<b>3</b>	<b>2.8</b>	<b>3</b>	<b>3</b>

Diocese of Superior

**STEWARDSHIP**

Parish Size by Households	101-150 Households			151-250 Households			Diocese of Superior		
Total Number of Parishes	Parishes	24		Parishes	16		Parishes	104	
Total Census (from SAQ's)	Census	5876		Census	6432		Census	73645	
Total Household Units (Adult Envelopes from SAQ's)	Household	2942		Household	2904		Household	30771	
	MEAN	MEDIAN	MODE	MEAN	MEDIAN	MODE	MEAN	MEDIAN	MODE
STE-1: Stewardship of Time and Talent	2.7	3	3	2.9	3	3	2.7	2.5	2
STE-2: Financial Stewardship	3.0	3	2	2.8	2.5	2	2.7	3	2
STE-3: Parishioner Practice of Financial Stewardship	2.1	2	1	2.8	3	1	2.3	2	1
STE-4: Stewardship Contribution Levels	2.6	3	3	2.9	3	3	2.6	3	3
<b>SECTION STATISTICS</b>	2.6	3	3	2.8	3	3	2.6	3	3

**PARISH FINANCES & FACILITIES**

Parish Size by Households	101-150 Households			151-250 Households			Diocese of Superior		
Total Number of Parishes	Parishes	24		Parishes	16		Parishes	104	
Total Census (from SAQ's)	Census	5876		Census	6432		Census	73645	
Total Household Units (Adult Envelopes from SAQ's)	Household	2942		Household	2904		Household	30771	
	MEAN	MEDIAN	MODE	MEAN	MEDIAN	MODE	MEAN	MEDIAN	MODE
PFF-1: Current Financial Status	3.3	3	3	3.8	4	5	3.6	3	3
PFF-2: Parish Debt	5.0	5	5	4.8	5	5	4.7	5	5
PFF-3: Parish Reserves	4.1	5	5	3.4	4	4	3.7	4	5
PFF-4: Financial Records	3.3	3.5	4	3.2	3	3	3.4	3	3
PFF-5: The Worship Space/Church	3.5	3	3	3.9	4	5	3.9	4	5
PFF-6: Social Hall	3.6	4	4	3.8	4	4	3.7	4	4
PFF-7: Maintenance of Buildings and Grounds	3.1	3	2	3.3	3	3	3.1	3	2
PFF-8: Parish Cemetery	2.0	2.5	3	2.0	2	0	2.0	2	0
PFF-9: Historical and Architectural Significance	0.9	0	0	0.5	0	0	0.9	0	0
<b>SECTION STATISTICS</b>	3.2	3	3	3.2	4	4	3.2	3	5



## Parish Self-Assessment Results by Parish Size (>250 Households)

### PARISH VALUES, MEMBERSHIP & MANAGEMENT

Parish Size by Households	251-500 Households			501-1000 Households			>1000 Households			Diocese of Superior		
Total Number of Parishes	Parishes	20		Parishes	5		Parishes	9		Parishes	104	
Total Census (from SAQ's)	Census	16225		Census	10564		Census	30752		Census	73645	
Total Household Units (Adult Envelopes from SAQ's)	Household	6759		Household	3688		Household	12594		Household	30771	
	MEAN	MEDIAN	MODE	MEAN	MEDIAN	MODE	MEAN	MEDIAN	MODE	MEAN	MEDIAN	MODE
PVMM-1: Parish Mission Statement	3.1	3	3	4.0	4	3	3.3	3	3	2.9	3	3
PVMM-2: The Office of Bishop	4.8	5	5	5.0	5	5	4.7	5	5	4.5	5	5
PVMM-3: The Office of Presbyter	4.5	5	5	4.6	5	5	4.4	4	4	4.3	4	5
PVMM-4: The Office of Deacon (Deacon in Parish)	3.5	4	5	3.6	4	5	3.7	5	5	2.9	4	5
PVMM-5: The Office of Deacon (No Deacon)	0.8	0	0	0.2	0	0	0.9	0	0	1.1	0	0
PVMM-6: Deacons in the Liturgy (Deacon in Parish)	3.3	4	5	3.8	5	5	3.9	5	5	2.8	4	5
PVMM-7: The Role of Lay Ministers	3.7	4	3	3.0	3	3	3.8	4	4	3.4	3	2
PVMM-8: Parish Devotional Practices	3.8	4	5	4.0	4	4	4.8	5	5	3.5	4	5
PVMM-9: Ecumenism and Relations	3.2	3	3	3.0	3	2	4.2	5	5	3.0	3	3
PVMM-10: Establishment and Support of Family Life	3.3	3	5	3.8	5	5	3.6	5	5	2.9	3	1
PVMM-11: Census	3.6	4	5	4.0	4	3	4.1	4	5	3.3	3	4
PVMM-12: New Parishioners	2.8	3	3	3.2	3	3	3.0	3	3	2.5	3	3
PVMM-13: Publicity	3.2	4	4	4.4	4	4	4.8	5	5	3.2	3	2
PVMM-14: Membership Growth	2.3	3	3	2.6	3	3	2.9	3	3	2.1	2	1
PVMM-15: Practicing Charity/Social Justice	3.5	4	4	4.8	5	5	3.8	4	5	3.5	4	2
PVMM-16: Right to and Respect for Life/Human Dignity	4.4	4	4	4.2	4	4	4.1	4	5	3.9	4	4
PVMM-17: Environmental Sustainability	3.3	4	4	4.0	4	4	3.7	4	4	3.1	4	4
PVMM-18: Lay Directors (Trustees)	2.8	3	2	3.6	4	4	4.1	5	5	3.3	3	4
PVMM-19: Pastoral Council	3.9	4	5	4.4	5	5	4.7	5	5	3.8	4	5
PVMM-20: Finance Council	3.4	3.5	2	4.2	4	4	4.6	5	5	3.3	4	4
PVMM-21: The Parish Priest/PLC/PD	4.3	5	5	4.2	5	5	4.7	5	5	3.9	4	5
PVMM-22: Staffing	3.2	3	3	4.2	4	4	3.2	3	3	3.2	3	3
SECTION STATISTICS	3.4	4	5	3.8	4	5	3.9	4	5	3.2	3	5

Diocese of Superior

**PARISH LITURGY & SACRAMENTS**

Parish Size by Households	251-500 Households			501-1000 Households			>1000 Households			Diocese of Superior		
Total Number of Parishes	Parishes	20		Parishes	5		Parishes	9		Parishes	104	
Total Census (from SAQ's)	Census	16225		Census	10564		Census	30752		Census	73645	
Total Household Units (Adult Envelopes from SAQ's)	Household	6759		Household	3688		Household	12594		Household	30771	
	MEAN	MEDIAN	MODE	MEAN	MEDIAN	MODE	MEAN	MEDIAN	MODE	MEAN	MEDIAN	MODE
LP-1: The Liturgy Committee	3.5	4	4	2.2	2	1	3.3	4	5	2.9	3	3
LP-2: The Celebration of the Triduum & Easter	4.4	5	5	4.2	5	5	4.7	5	5	4.5	5	5
LP-3: The Celebration of Advent & Christmas	4.5	5	5	4.0	5	5	4.4	5	5	4.3	4	5
LP-4: The Celebration of Lent	4.3	4.5	5	3.8	4	5	4.2	5	5	2.9	4	5
LP-5: The Celebration of Ordinary Time	4.7	5	5	3.8	5	5	4.1	5	5	1.1	0	0
LP-6: The Celebration of Funerals	4.2	4	4	3.6	4	4	4.2	4	4	2.8	4	5
LP-7: Liturgical Music	4.9	5	5	4.8	5	5	4.7	5	5	3.4	3	2
LP-8: Extraordinary Ministers of Holy Communion	3.8	4	4	4.0	4	4	3.3	4	4	3.5	4	5
LP-9: Readers	3.6	4	4	3.4	4	2	2.8	3	2	3.0	3	3
LP-10: Altar Servers	3.2	3.5	4	3.4	4	4	2.6	2	2	2.9	3	1
LP-11: Leaders of Prayer in the Absence of a Priest	4.0	5	5	4.0	5	5	4.6	5	5	3.3	3	4
LP-12: Liturgies of the Eucharist	4.6	5	5	4.8	5	5	4.7	5	5	2.5	3	3
LP-13: Sunday Celebration in the Absence of a Priest	4.6	5	5	5.0	5	5	4.8	5	5	3.2	3	2
LP-14: The Rite of Christian Initiation for Adults/Children	4.0	4	4	3.4	3	3	4.3	5	5	2.1	2	1
LP-15: The Sacrament of Baptism	3.9	4	4	4.2	4	4	4.1	4	4	3.5	4	2
LP-16: The Sacrament of Confirmation	4.2	4	4	3.2	4	4	3.6	4	4	3.9	4	4
LP-17: First Reception of Holy Communion	3.9	4	4	4.2	4	4	4.0	4	4	3.1	4	4
LP-18: Reception of the Sacrament of First Reconciliation	4.0	4	4	4.2	4	4	3.9	4	4	3.3	3	4
LP-19: Sacrament of Reconciliation	3.6	4	4	3.4	3	3	3.6	4	4	3.8	4	5
LP-20: Sacrament of the Anointing of the Sick	4.1	5	5	4.2	5	5	3.8	4	5	3.3	4	4
LP-21: Providing Holy Communion to the Sick and Homebound	4.9	5	5	5.0	5	5	5.0	5	5	3.9	4	5
LP-22: Preparation for the Sacrament of Matrimony	3.8	4	4	4.0	4	4	4.1	4	4	3.2	3	3
<b>SECTION STATISTICS</b>	4.1	4	4	3.9	4	5	4.0	4	5	3.6	4	4

Diocese of Superior

**CATHOLIC FAITH FORMATION**

Parish Size by Households	251-500 Households			501-1000 Households			>1000 Households			Diocese of Superior		
Total Number of Parishes	Parishes	20		Parishes	5		Parishes	9		Parishes	104	
Total Census (from SAQ's)	Census	16225		Census	10564		Census	30752		Census	73645	
Total Household Units (Adult Envelopes from SAQ's)	Household	6759		Household	3688		Household	12594		Household	30771	
	MEAN	MEDIAN	MODE	MEAN	MEDIAN	MODE	MEAN	MEDIAN	MODE	MEAN	MEDIAN	MODE
CFF-1: The Religious Education Committee	2.3	2.5	1	4.0	4	5	2.2	2	1	2.9	3	4
CFF-2: The Parish Catechetical Director/Coordinator	3.5	3.5	4	3.8	4	3	3.4	4	4	3.9	4.5	5
CFF-3: Religious Ed & Formation for Children/Youth	3.7	4	4	4.8	5	5	4.0	4	4	4.2	5	5
CFF-4: Parish Evangelization	2.2	2	2	2.8	2	2	2.6	2	2	3.8	4	5
CFF-5: Religious Formation for Adults	2.8	2.5	2	4.2	4	4	3.7	4	4	3.9	5	5
CFF-6: The Non-School Religious Ed Curriculum	4.3	4	5	4.6	5	5	4.2	4	4	3.9	4	4
CFF-7: Formation for Life-Long Living (Vocations)	2.4	2.5	3	3.0	3	3	2.6	3	3	4.6	5	5
CFF-8: Religious Ed for Persons w/Special Needs	2.6	2	2	3.6	4	2	3.7	5	5	3.3	4	4
CFF-9: Certification of Catechists	2.6	2.5	2	3.4	3	3	1.7	2	2	3.1	3	4
CFF-10: Selection of Religious Education Texts	3.6	4	4	4.4	4	4	3.4	3	3	2.6	2	2
CFF-11: Catechetical Planning	1.9	2	1	3.4	4	4	2.2	2	1	3.5	3.5	5
CFF-12: Evaluation of Program and Personnel	2.4	3	3	4.6	5	5	3.7	5	5	4.3	4	4
CFF-13: Implementation of the Charter	4.5	4.5	5	5.0	5	5	4.3	5	5	4.4	5	5
CFF-14: Student Class Size	4.0	5	5	5.0	5	5	4.8	5	5	3.1	3	2
CFF-15: Catechists and Facilities	4.2	5	5	5.0	5	5	4.3	5	5	3.8	4	4
CFF-16: Sufficiency of Participation	3.7	4	5	2.8	3	4	3.1	3	2	3.4	4	4
CFF-17: Catholic School Education	2.1	1.5	1	3.6	4	5	4.1	4	5	3.4	4	4
CFF-18: Financial Support for Catholic Schools	3.0	2.5	2	3.6	3	3	3.2	3	2	3.4	4	4
CFF-19: Catholic Herald	3.0	3	3	3.2	3	3	2.2	1	1	3.2	3	3
SECTION STATISTICS	3.1	3	3	3.9	4	5	3.3	3	5	3.6	4	4

# Diocese of Superior

## STEWARDSHIP

Parish Size by Households	251-500 Households			501-1000 Households			>1000 Households			Diocese of Superior		
Total Number of Parishes	Parishes	20		Parishes	5		Parishes	9		Parishes	104	
Total Census (from SAQ's)	Census	16225		Census	10564		Census	30752		Census	73645	
Total Household Units (Adult Envelopes from SAQ's)	Household	6759		Household	3688		Household	12594		Household	30771	
	MEAN	MEDIAN	MODE	MEAN	MEDIAN	MODE	MEAN	MEDIAN	MODE	MEAN	MEDIAN	MODE
STE-1: Stewardship of Time and Talent	2.7	2.5	2	3.0	3	2	2.7	2	2	2.7	2.5	2
STE-2: Financial Stewardship	2.7	3	2	3.2	3	3	2.4	2	2	2.7	3	2
STE-3: Parishioner Practice of Financial Stewardship	2.4	1	1	3.0	3	1	1.7	1	1	2.3	2	1
STE-4: Stewardship Contribution Levels	2.7	3	2	3.0	3	3	2.6	3	3	2.6	3	3
SECTION STATISTICS	2.6	3	2	3.1	3	3	2.3	2	2	2.6	3	3

## PARISH FINANCES & FACILITIES

Parish Size by Households	251-500 Households			501-1000 Households			>1000 Households			Diocese of Superior		
Total Number of Parishes	Parishes	20		Parishes	5		Parishes	9		Parishes	104	
Total Census (from SAQ's)	Census	16225		Census	10564		Census	30752		Census	73645	
Total Household Units (Adult Envelopes from SAQ's)	Household	6759		Household	3688		Household	12594		Household	30771	
	MEAN	MEDIAN	MODE	MEAN	MEDIAN	MODE	MEAN	MEDIAN	MODE	MEAN	MEDIAN	MODE
PFF-1: Current Financial Status	3.7	3.5	5	3.8	4	4	3.9	5	5	3.9	5	5
PFF-2: Parish Debt	4.8	5	5	4.8	5	5	3.2	3	3	3.2	3	3
PFF-3: Parish Reserves	4.0	4.5	5	4.0	4	3	2.3	2	2	2.3	2	2
PFF-4: Financial Records	3.7	4	4	3.8	4	3	4.0	4	4	4.0	4	4
PFF-5: The Worship Space/Church	4.7	5	5	4.8	5	5	4.4	5	5	4.4	5	5
PFF-6: Social Hall	4.0	4	4	4.6	5	5	5.0	5	5	5.0	5	5
PFF-7: Maintenance of Buildings and Grounds	3.3	2.5	2	3.8	4	4	2.8	3	3	2.8	3	3
PFF-8: Parish Cemetery	2.6	3	4	2.8	3	4	3.1	3	3	3.1	3	3
PFF-9: Historical and Architectural Significance	0.6	0	0	2.0	3	3	1.7	0	0	1.7	0	0
SECTION STATISTICS	3.5	4	5	3.8	4	4	3.4	3	5	3.4	3	5

### Census Data (2007-2011 Comparison)

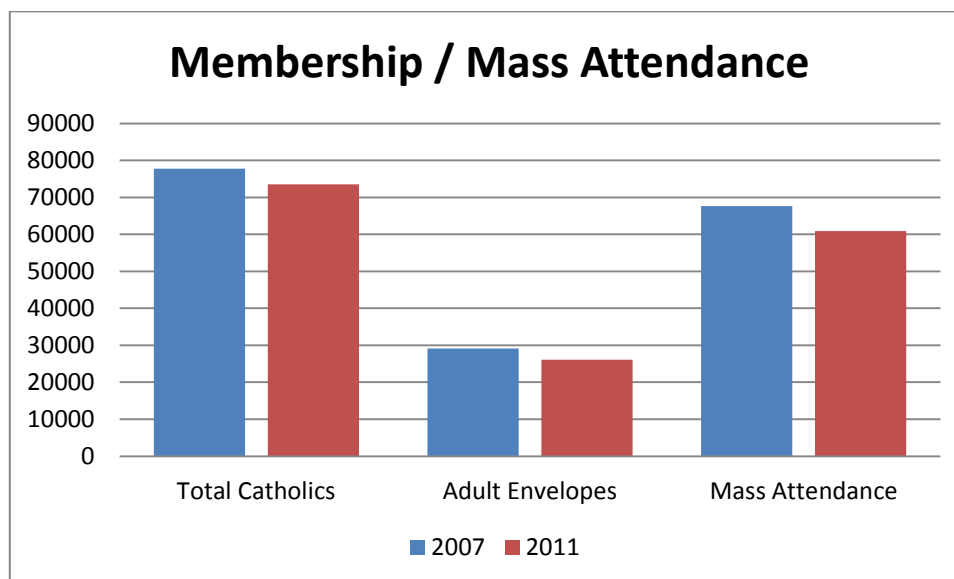
Deanery	Total Catholics †		Adult Envelopes †		Mass Attendance‡	
	2007	2011	2007	2011	2007	2011
East	16,195	16,316	6,871	5,981	20,682	19,101
North Central	5,982	6,093	2,355	1,810	5,033	4,196
Northwest	9,668	8,621	3,779	3,265	8,738	7,382
South Central	14,111	12,979	5,019	4,688	13,327	11,254
Southwest	31,820	29,479	11,089	10,396	19,869	18,931
<b>TOTAL</b>	<b>77,776</b>	<b>73,488</b>	<b>29,113</b>	<b>26,140</b>	<b>67,649</b>	<b>60,864</b>

† All Data from SAQ Reports

‡ Total from July+October Mass Attendance Tally Sheets

16-County Public Census		
Census by Deanery	2000*	2011 (est)*
East Deanery	87,450	86,074
North Central Deanery	38,740	36,928
Northwest Deanery	74,997	75,521
South Central Deanery	67,045	65,984
Southwest Deanery	149,437	174,672
<b>TOTAL</b>	<b>417,669</b>	<b>439,179</b>

\*Data from U.S. Census Bureau

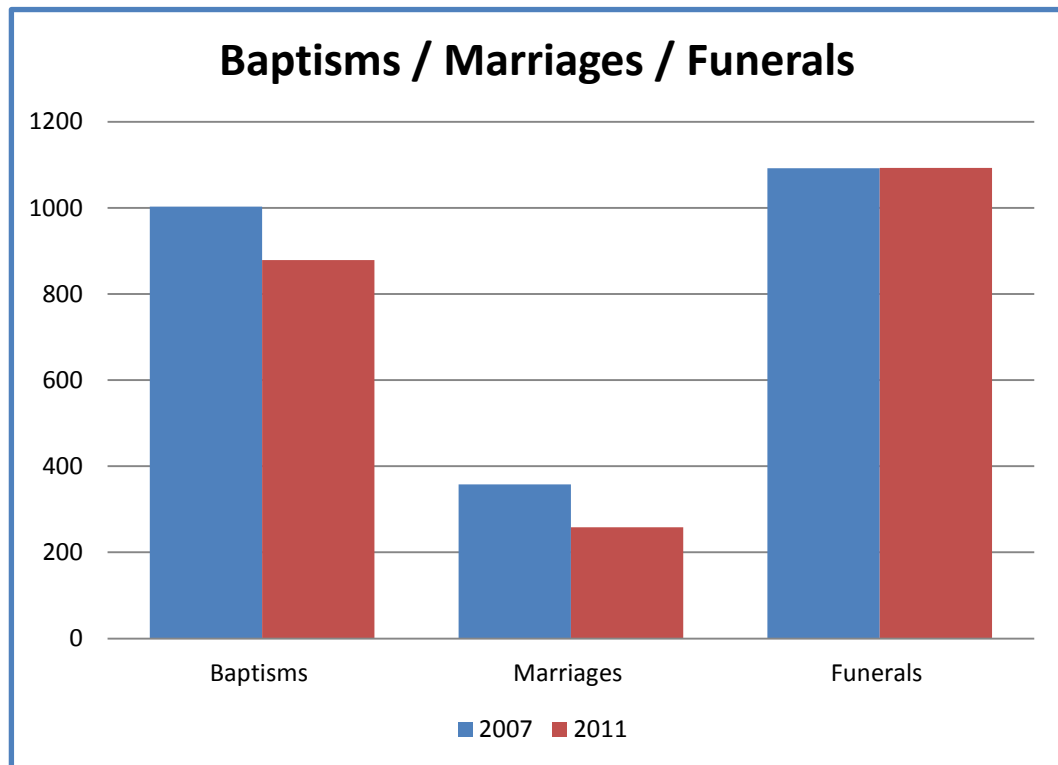


## Sacramental Data (2007-2011 Comparison)

### *Baptism / Marriage / Funeral*

Deanery	Baptisms †		Marriages †		Funerals †	
	2007	2011	2007	2011	2007	2011
East	198	150	68	38	245	244
North Central	88	62	36	18	145	135
Northwest	108	132	49	41	164	153
South Central	207	174	95	54	245	266
Southwest	402	361	110	100	293	295
<b>TOTAL</b>	<b>1,003</b>	<b>879</b>	<b>358</b>	<b>251</b>	<b>1,092</b>	<b>1,093</b>

† All Data from SAQ Reports

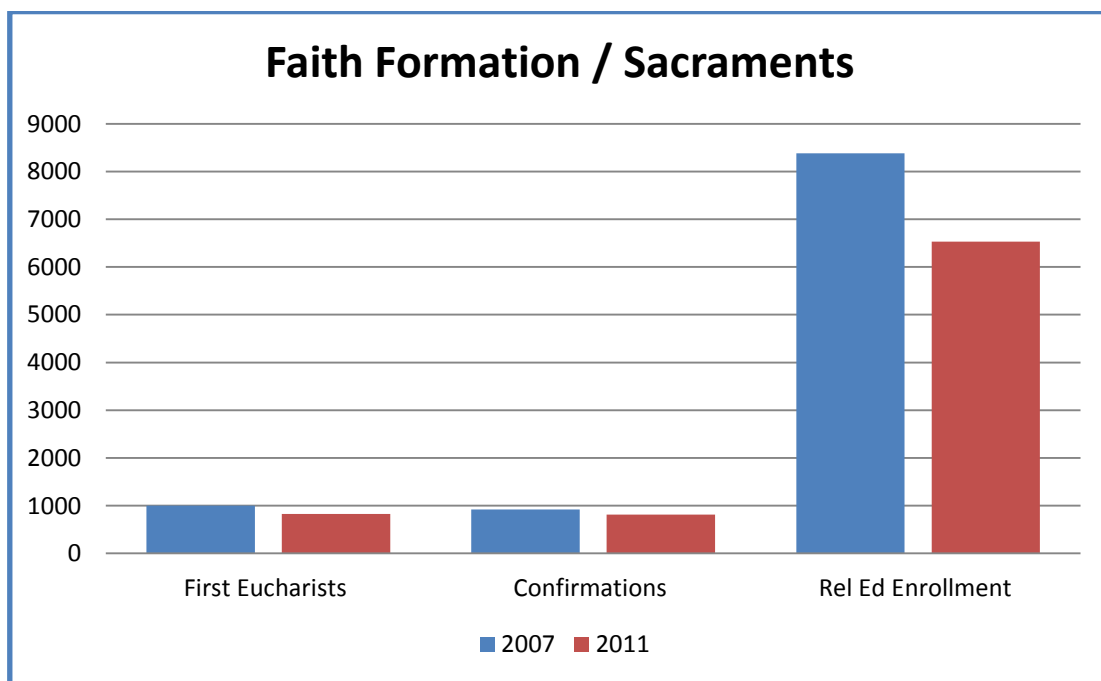


## Sacramental Data (2007-2011 Comparison)

### *First Eucharist / Confirmation / Religious Education Enrollment*

Deanery	First Eucharist †		Confirmation †		Rel Ed Enrollment†	
	2007	2011	2007	2011	2007	2011
East	165	164	135	157	1535	1053
North Central	91	42	59	37	654	430
Northwest	97	94	97	94	777	701
South Central	160	137	197	148	2010	1203
Southwest	487	391	431	377	3402	3142
<b>TOTAL</b>	<b>1,000</b>	<b>828</b>	<b>919</b>	<b>813</b>	<b>8,378</b>	<b>6,529</b>

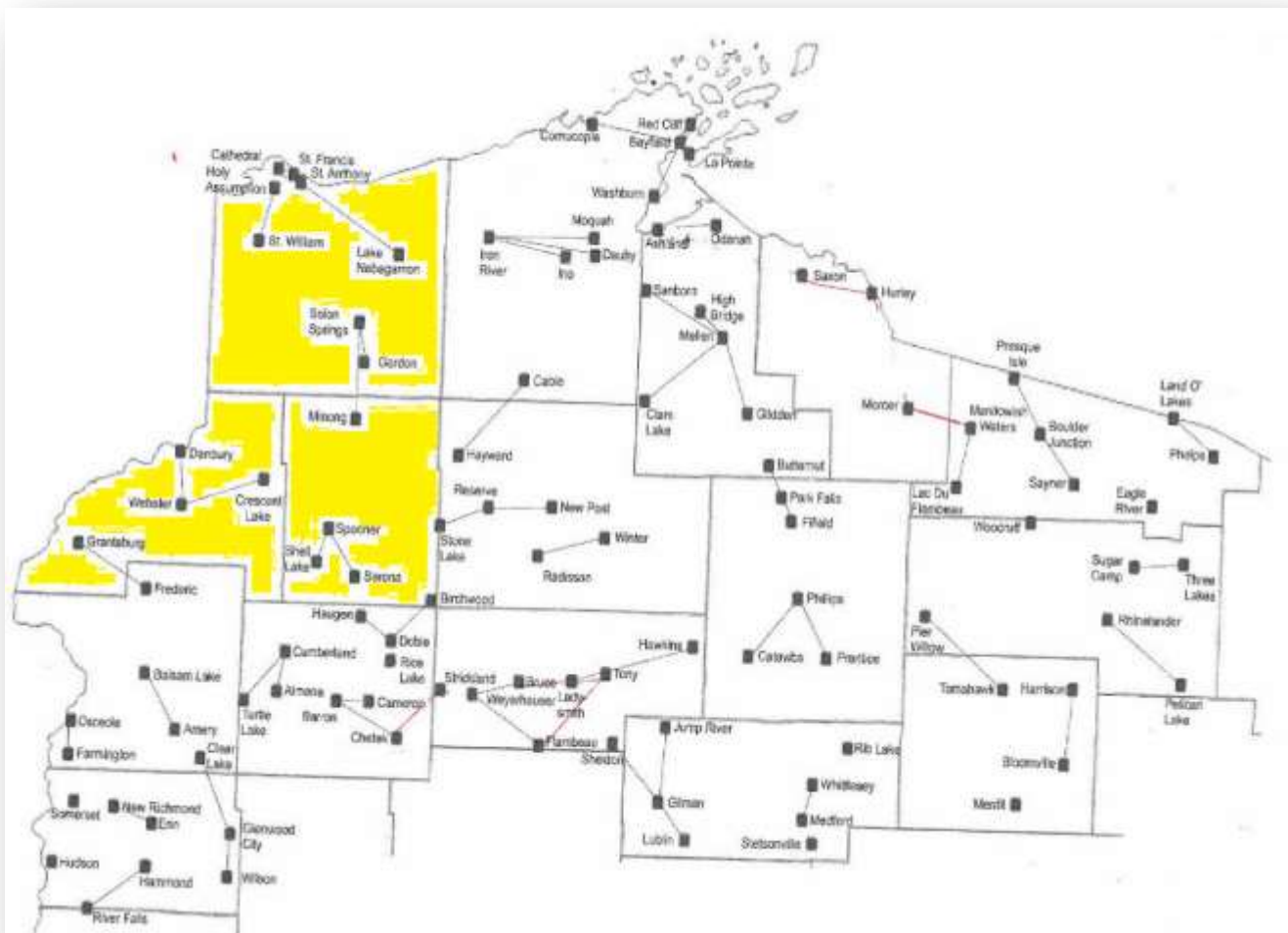
† All Data from SAQ Reports



# Northwest Deanery

## PARISH SELF-ASSESSMENT OVERVIEW AND ANALYSIS

# 2012





## Deanery Overview – Worship Sites and Personnel

Seventeen (17) parishes are located within the geographic boundaries of the Northwest Deanery. Two (2) parishes stand as single parish units, one of which is the Cathedral of Christ the King. Two (2) parishes (Grantsburg and Birchwood) belong to clusters whose cluster offices are located in the Southwest Deanery. The remaining thirteen (13) parishes have been combined to form five (5) clusters. Seven (7) priests serve the fifteen (15) parishes whose offices (parish or cluster) are located within the geographic boundaries of the Northwest Deanery; six (6) serve as Pastors and one as Rector at the Cathedral. Seven permanent deacons reside within the geographic boundaries of the Northwest Deanery, serving in a total of eight (8) parishes. These parishes include three clusters and the Cathedral of Christ the King.

Since the *Self-Assessment* responses are reported by cluster, the following analysis is based on the data and responses from those fifteen (15) parishes whose parish or cluster offices are located within the geographic boundaries of the Northwest Deanery. The responses and data from the two parishes that belong to clusters in the Southwest Deanery will be included with their respective clusters.

## Summary of Self-Assessment Responses

### ***Strengths – Pillars for Growth***

1. Over half the parishes have at least one member who is a Commissioned Lay Outreach Minister.
2. At least one parish in every cluster offers devotional practices at least monthly.
3. Active participation by laity in the local parish.
4. Wide-spread pro-life support.
5. Liturgies are well-planned and reflect the Liturgical Season.
6. Increase in the number of Baptisms over the past five years.
7. The sacramental formation programs comply with diocesan policy in all parishes.
8. All parishes are in compliance with the *Charter for the Protection of Children and Young People*.
9. Nearly all parishes provide prepaid subscriptions for the Catholic Herald to member households.
10. Most parishes have no long-term debt or the long-term debt does not interfere with the mission of the parish.

### ***Possible Concerns – Suggest Further Exploration***

1. Decrease in the number of registered parish members and declining Mass Attendance.
2. Lack of support for family life and religious vocations.
3. Minimal follow-up support after reception of Sacraments: Baptism, Confirmation, First Reconciliation/Eucharist, Marriage.
4. Lack of lay involvement in development and maintenance of faith formation programs.
5. Low level of participation in youth faith formation, small class sizes and multiple grades per class.
6. Few programs implemented to reach (evangelize) the un-churched.
7. Lack of appreciation for membership in and responsibility to the diocesan and universal Church.
8. A lack of understanding of Christian Stewardship.

## Detailed Review of Self-Assessment Responses

### *Responses Indicating Strengths*

1. Nine (9) parishes have at least one Commissioned Lay Outreach Minister.
2. Nine (9) parishes have devotional practices scheduled at least monthly.
3. Thirteen (13) parishes have on-going relationships with other Christian and non-Christian faith groups in their communities.
4. Nine (9) parishes have a current pictorial directory and have a procedure to welcome new members.
5. All fifteen (15) parishes actively support the right to life however only two (2) parishes have a “Right to Life” committee.
6. Twelve (12) parishes have Pastoral Councils that comply with diocesan guidelines.
7. Twelve (12) parishes have Finance Councils that comply with diocesan guidelines.
8. Fourteen (14) parishes have active Liturgy Committees.
9. Thirteen (13) parishes plan liturgies to reflect the theme and purpose of each Liturgical Season: Advent, Christmas, Lent, Easter and Ordinary Time.
10. Fourteen (14) parishes have an active music ministry which includes appropriate hymns and singing the Responsorial Psalm at Sunday and Holy Day Liturgies.
11. All fifteen (15) parishes have at least one deacon or Lay Leader of Prayer who is certified to lead a “Sunday Celebration in the Absence of a Priest”.
12. Ten (10) parishes utilize the RCIA program, have trained team members, and include the appropriate rites in Sunday Liturgies; five (5) parishes include Mystagogy in the program.
13. Nine (9) parishes deliver Holy Communion to the sick and home-bound at least bi-weekly.
14. In all (15) parishes, the sacramental formation programs comply with diocesan policy. Two (2) parishes have not implemented the diocesan curriculum guidelines. Ten (10) parishes offer opportunities for parish youth to participate in a youth ministry program.
15. Eleven (11) parishes offer a faith formation program designed for adults.
16. Eleven (11) parishes have at least 60% of catechists who are certified, and all catechists are working to achieve the next level of certification.
17. All parishes report that they are in compliance with diocesan *Charter for the Protection of Children and Young People* basic guidelines.
18. Thirteen (13) parishes provide a subscription of the Catholic Herald to the households of registered parish members.
19. The annual contribution per household has decreased in only one parish.
20. All parishes report that they are current on its liabilities. *The status of parish DSA liability was not verified in the diocesan response.*
21. Fourteen (14) parishes have no long-term debt or their debt does not interfere with the mission of the parish.
22. Eight (8) parishes have unrestricted cash reserves greater than 50% of the previous year’s operating budget.

### *Responses Suggesting Further Investigation*

1. Deanery-wide, there has been a significant decrease in both registered membership (10%) and in registered member households (nearly 14%) in the past five years. Six (6) parishes reported a significant decrease (>10%) in both registered membership and in the number of registered households. One parish reported a significant increase (>10%) in either registered membership or registered households in the past five years; Webster reported >10% increase in both categories.
2. Eleven (11) parishes have seen a significant decrease (>10%) in Mass Attendance over the past five years.
3. Eight (8) parishes do not regularly update census information.
4. Six (6) parishes offer little or no support for families and family life.
5. Only eight (8) parishes assist the poor on a regular basis.
6. Nine (9) parishes have trustees who are fulfilling their roles as described in the Revised Corporate By-Laws.
7. Only two (2) parishes offer follow-up support for recipients and their families after the reception of Sacraments: Baptism, Confirmation, First Eucharist and First Reconciliation. No parish offers follow-up support for all four sacraments.
8. No parish offers follow-up support for the newly married.
9. Only four (4) parishes promote reception of the Sacrament of Reconciliation with Rite II and have at least 30% of members receive the sacrament at least annually.
10. Only seven (7) parishes offer the Sacrament of the Anointing of the Sick as a communal celebration.
11. There is a low level of parental and parish involvement in the Faith Formation program. Only six (6) parishes have a Religious Education Committee that meets regularly.
12. Fourteen (14) parishes have a Parish Catechetical Leader who has met diocesan qualifications for Catechetical Certification, however only six (6) parishes have a Parish Catechetical Leader who has met diocesan qualifications for Advanced Catechetical Certification.
13. Only four (4) parishes have an evangelization plan to reach out to the un-churched in their communities.
14. Only five (5) parishes provide catechists with the curriculum components specific for their grade and provide parents with the curriculum components specific for their child.
15. Only one parish has a committee dedicated to the promotion of religious vocations that also offers individual guidance for individuals who are discerning a religious vocation.
16. Only six (6) parishes offer a religious education program that is designed to accommodate special needs students; four (4) parishes offer training for catechists who are instructing students with special needs.
17. Only four (4) parishes have a plan for a religious education program that includes an annual evaluation of the program and personnel.
18. Eleven (11) parishes have fewer than four students in at least three grades in their religious education program.
19. Twelve (12) parishes have less than 85% of registered youth (kindergarten through Confirmation) who participate in an approved religious education program. Four (4) parishes have less than a 50% participation level among children and youth.

20. Ten (10) parishes had fewer than 20% of registered members who contributed to the Diocesan Catholic School special collection.
21. Indicator responses and summary comments indicate a wide-spread misunderstanding of the meaning of Stewardship. Only two (2) parishes have a Stewardship Committee.
22. Eleven (11) parishes need to use proceeds from special fund-raisers to meet regular operating expenses.
23. Fourteen (14) parishes needed to use general operating funds to meet their parish DSA goals in at least one of the past five years.
24. Eleven (11) parishes have accepted the responsibility of maintaining at least one cemetery. None of these cemeteries has sufficient investment income from the Cemetery Perpetual Care Fund to finance the routine maintenance of that cemetery.

## Parish Self-Assessment Survey Results

PARISH VALUES, MEMBERSHIP & MANAGEMENT	Northwest Deanery			Diocese of Superior		
	MEAN*	MEDIAN**	MODE***	MEAN*	MEDIAN**	MODE***
PVMM-1: Parish Mission Statement	3.5	4	4	2.9	3	3
PVMM-2: The Office of Bishop	4.3	4	4	4.5	5	5
PVMM-3: The Office of Presbyter	3.9	4	4	4.3	4	5
PVMM-4: The Office of Deacon (Deacon in Parish)	2.3	3	0	2.9	4	5
PVMM-5: The Office of Deacon (No Deacon)	1.4	0	0	1.1	0	0
PVMM-6: Deacons in the Liturgy (Deacon in Parish)	1.9	2	0	2.8	4	5
PVMM-7: The Role of Lay Ministers	2.9	3	2	3.4	3	2
PVMM-8: Parish Devotional Practices	3.9	5	5	3.5	4	5
PVMM-9: Ecumenism and Relations	3.6	3	3	3.0	3	3
PVMM-10: Establishment and Support of Family Life	2.9	3	1	2.9	3	1
PVMM-11: Census	2.6	2	2	3.3	3	4
PVMM-12: New Parishioners	2.3	3	3	2.5	3	3
PVMM-13: Publicity	3.3	4	4	3.2	3	2
PVMM-14: Membership Growth	2.3	3	3	2.1	2	1
PVMM-15: Practicing Charity/Social Justice	3.3	3	2	3.5	4	2
PVMM-16: Right to and Respect for Life/Human Dignity	3.6	4	4	3.9	4	4
PVMM-17: Environmental Sustainability	3.1	4	4	3.1	4	4
PVMM-18: Lay Directors (Trustees)	3.7	4	5	3.3	3	4
PVMM-19: Pastoral Council	3.9	4	4	3.8	4	5
PVMM-20: Finance Council	3.6	4	4	3.3	4	4
PVMM-21: The Parish Priest/PLC/PD	4.0	3	5	3.9	4	5
PVMM-22: Staffing	3.1	3	3	3.2	3	3
<b>SECTION MEAN</b>	<b>3.2</b>			<b>3.2</b>		
<b>SECTION MEDIAN</b>		<b>3</b>			<b>3</b>	
<b>SECTION MODE</b>			<b>4</b>			<b>5</b>

\*MEAN - Mathematical Average of responses in this group of parishes

\*\*MEDIAN - Middle number, half of parishes' responses in this group were higher and half were lower

\*\*\*MODE - This number appeared most often in this group of parishes

Northwest Deanery

PARISH LITURGY & SACRAMENTS	Northwest Deanery			Diocese of Superior		
	MEAN*	MEDIAN**	MODE***	MEAN*	MEDIAN**	MODE***
LP-1: The Liturgy Committee	3.3	3	3	2.9	3	4
LP-2: The Celebration of the Triduum & Easter	4.6	5	5	3.9	4.5	5
LP-3: The Celebration of Advent & Christmas	4.7	5	5	4.2	5	5
LP-4: The Celebration of Lent	4.1	4	5	3.8	4	5
LP-5: The Celebration of Ordinary Time	4.1	5	5	3.9	5	5
LP-6: The Celebration of Funerals	3.7	4	4	3.9	4	4
LP-7: Liturgical Music	4.5	5	5	4.6	5	5
LP-8: Extraordinary Ministers of Holy Communion	3.5	4	4	3.3	4	4
LP-9: Readers	3.2	3	3	3.1	3	4
LP-10: Altar Servers	2.9	2	4	2.6	2	2
LP-11: Leaders of Prayer in the Absence of a Priest	3.5	3	5	3.5	3.5	5
LP-12: Liturgies of the Eucharist	4.5	4	4	4.3	4	4
LP-13: Sunday Celebration in the Absence of a Priest	4.9	5	5	4.4	5	5
LP-14: The Rite of Christian Initiation for Adults/Children	3.8	4	5	3.1	3	2
LP-15: The Sacrament of Baptism	3.7	4	4	3.8	4	4
LP-16: The Sacrament of Confirmation	3.4	4	4	3.4	4	4
LP-17: First Reception of Holy Communion	3.6	4	4	3.4	4	4
LP-18: Reception of the Sacrament of First Reconciliation	3.7	4	4	3.4	4	4
LP-19: Sacrament of Reconciliation	3.4	3	3	3.2	3	3
LP-20: Sacrament of the Anointing of the Sick	3.5	3	5	3.4	3	2
LP-21: Providing Holy Communion to the Sick and Homebound	3.9	4	5	4.4	5	5
LP-22: Preparation for the Sacrament of Matrimony	3.4	4	4	3.5	3.5	3
SECTION MEAN	3.8			3.6		
SECTION MEDIAN		4			4	
SECTION MODE			4			4

\*MEAN - Mathematical Average of responses in this group of parishes

\*\*MEDIAN - Middle number, half of parishes' responses in this group were higher and half were lower

\*\*\*MODE - This number appeared most often in this group of parishes

Northwest Deanery

<b>CATHOLIC FAITH FORMATION</b>	<b>Northwest Deanery</b>			<b>Diocese of Superior</b>		
	<b>MEAN*</b>	<b>MEDIAN**</b>	<b>MODE***</b>	<b>MEAN*</b>	<b>MEDIAN**</b>	<b>MODE***</b>
CFF-1: The Religious Education Committee	2.0	1	1	2.2	2	1
CFF-2: The Parish Catechetical Director/Coordinator	3.3	3	3	3.2	3	3
CFF-3: Religious Ed & Formation for Children/Youth	3.9	4	4	3.6	4	4
CFF-4: Parish Evangelization	2.4	2	2	2.0	2	2
CFF-5: Religious Formation for Adults	3.1	3	4	2.6	2	2
CFF-6: The Non-School Religious Ed Curriculum	4.0	4	4	3.8	4	4
CFF-7: Formation for Life-Long Living (Vocations)	2.6	3	3	2.3	2	3
CFF-8: Religious Ed for Persons w/Special Needs	2.6	2	1	2.3	2	1
CFF-9: Certification of Catechists	2.8	3	3	2.4	2	3
CFF-10: Selection of Religious Education Texts	3.4	3	3	3.3	3	4
CFF-11: Catechetical Planning	2.4	2	1	2.0	2	1
CFF-12: Evaluation of Program and Personnel	2.6	3	1	2.3	2	1
CFF-13: Implementation of the Charter	4.7	5	5	4.3	5	5
CFF-14: Student Class Size	3.1	3	3	3.0	3	5
CFF-15: Catechists and Facilities	4.7	5	5	4.0	5	5
CFF-16: Sufficiency of Participation	2.3	2	2	2.7	2	1
CFF-17: Catholic School Education	2.5	3	3	2.1	1	1
CFF-18: Financial Support for Catholic Schools	3.4	3	3	3.0	3	2
CFF-19: Catholic Herald	2.9	3	3	2.7	3	3
<b>SECTION MEAN</b>	<b>3.1</b>			<b>2.8</b>		
<b>SECTION MEDIAN</b>		<b>3</b>			<b>3</b>	
<b>SECTION MODE</b>			<b>3</b>			<b>3</b>

\*MEAN - Mathematical Average of responses in this group of parishes

\*\*MEDIAN - Middle number, half of parishes' responses in this group were higher and half were lower

\*\*\*MODE - This number appeared most often in this group of parishes



Northwest Deanery

<b>STEWARDSHIP</b>	<b>Northwest Deanery</b>			<b>Diocese of Superior</b>		
	<b>MEAN*</b>	<b>MEDIAN**</b>	<b>MODE***</b>	<b>MEAN*</b>	<b>MEDIAN**</b>	<b>MODE***</b>
STE-1: Stewardship of Time and Talent	2.7	2	2	2.7	2.5	2
STE-2: Financial Stewardship	3.2	3	3	2.7	3	2
STE-3: Parishioner Practice of Financial Stewardship	2.3	2	1	2.3	2	1
STE-4: Stewardship Contribution Levels	3.5	3	3	2.6	3	3
<b>SECTION MEAN</b>	<b>2.9</b>			<b>2.6</b>		
<b>SECTION MEDIAN</b>		<b>3</b>			<b>3</b>	
<b>SECTION MODE</b>			<b>3</b>			<b>3</b>

<b>PARISH FINANCES &amp; FACILITIES</b>	<b>Northwest Deanery</b>			<b>Diocese of Superior</b>		
	<b>MEAN*</b>	<b>MEDIAN**</b>	<b>MODE***</b>	<b>MEAN*</b>	<b>MEDIAN**</b>	<b>MODE***</b>
PFF-1: Current Financial Status	3.5	3	3	3.6	3	3
PFF-2: Parish Debt	4.9	5	5	4.7	5	5
PFF-3: Parish Reserves	4.0	4	5	3.7	4	5
PFF-4: Financial Records	3.5	3	3	3.4	3	3
PFF-5: The Worship Space/Church	3.9	4	3	3.9	4	5
PFF-6: Social Hall	3.9	4	5	3.7	4	4
PFF-7: Maintenance of Buildings and Grounds	3.2	3	2	3.1	3	2
PFF-8: Parish Cemetery	2.1	3	3	2.0	2	0
PFF-9: Historical and Architectural Significance	1.3	0	0	0.9	0	0
<b>SECTION MEAN</b>	<b>3.4</b>			<b>3.2</b>		
<b>SECTION MEDIAN</b>		<b>4</b>			<b>3</b>	
<b>SECTION MODE</b>			<b>5</b>			<b>5</b>

\*MEAN - Mathematical Average of responses in this group of parishes

\*\*MEDIAN - Middle number, half of parishes' responses in this group were higher and half were lower

\*\*\*MODE - This number appeared most often in this group of parishes

Northwest Deanery

**Census Data (2007-2011 Comparison)**

Parish #	Parish Name	Parish Locale	Total Catholics †		Adult Envelopes †		Mass Attendance‡	
			2007	2011	2007	2011	2007	2011
101	Christ the King Cathedral	Superior	2500*	2500	957*	713	1039	1185
102	St. Francis Xavier	Superior	2461	2649	850	750	1843	1590
103	Holy Assumption	Superior	779	255	275	219	439	420
104	St. Francis de Sales	Spooner	907	706	461	414	1107	737
105	St. Anthony	Superior	795**	348	212**	150	427	274
107	St. John the Baptist	Webster	471	522	205	233	547	610
108	St. William	Foxboro/Superior	259	240	98	91	168	104
109	St. Joseph	Shell Lake	271	220	129	128	371	273
111	St. Pius X	Solon Springs	195	189	63	60	312	263
114	Sacred Hearts/Jesus & Mary	Crescent Lake	216	239	145	146	675	590
116	St. Mary	Minong	201	171	71	75	428	351
117	St. Anthony	Lake Nebagamom	240	215	116	90	309	302
118	St. Catherine	Sarona	116	108	62	67	430	258
120	Our Lady of Perpetual Help	Danbury	151	144	85	83	490	296
121	St. Anthony	Gordon	106	115	50	46	153	129
<b>TOTAL</b>			<b>9668</b>	<b>8621</b>	<b>3779</b>	<b>3265</b>	<b>8738</b>	<b>7382</b>

† All Data from SAQ Reports

‡ Total from July+October Mass Attendance Tally Sheets

\* From 2009 SAQ

\*\* From 2006 SAQ

Three-County Total Population		
Burnett, Douglas, Washburn Counties	2000*	2011 (est)*
<b>TOTAL</b>	<b>74,997</b>	<b>75,521</b>

\*Data from U.S. Census Bureau

### Sacramental Data (2007-2011 Comparison)

#### Baptism / Marriage / Funeral

Parish #	Parish Name	Parish Locale	Baptisms †		Marriages †		Funerals †	
			2007	2011	2007	2011	2007	2011
101	Christ the King Cathedral	Superior	25*	49	13*	17	35*	50
102	St. Francis Xavier	Superior	33	29	15	7	30	23
103	Holy Assumption	Superior	10	12	2	4	20	15
104	St. Francis de Sales	Spooner	15	13	10	5	21	12
105	St. Anthony	Superior	10**	6	0**	3	15**	16
107	St. John the Baptist	Webster	6	4	1	1	10	10
108	St. William	Foxboro/Superior	0	2	0	1	0	3
109	St. Joseph	Shell Lake	3**	6	0**	1	2**	6
111	St. Pius X	Solon Springs	1	1	2	0	12	4
114	Sacred Hearts/Jesus & Mary	Crescent Lake	0	2	3	0	4	2
116	St. Mary	Minong	1	2	1	1	3	5
117	St. Anthony	Lake Nebagamon	0	5	0	1	5	1
118	St. Catherine	Sarona	2	0	1	0	0	2
120	Our Lady of Perpetual Help	Danbury	1	1	0	0	2	0
121	St. Anthony	Gordon	1	0	1	0	5	4
<b>TOTAL</b>			<b>108</b>	<b>132</b>	<b>49</b>	<b>41</b>	<b>164</b>	<b>153</b>

† All Data from SAQ Reports

\* From 2009 SAQ

\*\* From 2006 SAQ

### Sacramental Data (2007-2011 Comparison)

#### First Eucharist / Confirmation / Religious Education Enrollment

Parish #	Parish Name	Parish Locale	First Eucharists †		Confirmations †		Religious Ed Enrollment †	
			2007	2011	2007	2011	2007	2011
101	Christ the King Cathedral	Superior	20*	28	17*	28	72	89
102	St. Francis Xavier	Superior	17	19	23	30	184	190
103	Holy Assumption	Superior	9	0	0	0	80	93
104	St. Francis de Sales	Spooner	18	19	19	29	159	115
105	St. Anthony	Superior	12**	8	20**	0	52	47
107	St. John the Baptist	Webster	6	4	4	0	50	39
108	St. William	Foxboro/Superior	0	6	0	4	32	18
109	St. Joseph	Shell Lake	3**	3	0**	0	57	31
111	St. Pius X	Solon Springs	0	0	5	0	13	9
114	Sacred Hearts/Jesus & Mary	Crescent Lake	0	0	0	0	3	0
116	St. Mary	Minong	1	3	0	3	14	12
117	St. Anthony	Lake Nebagamon	6	4	7	0	43	46
118	St. Catherine	Sarona	4	0	0	0	0	3
120	Our Lady of Perpetual Help	Danbury	1	0	0	0	9	7
121	St. Anthony	Gordon	0	0	2	0	9	2
<b>TOTAL</b>			<b>97</b>	<b>94</b>	<b>97</b>	<b>94</b>	<b>777</b>	<b>701</b>

† All Data from SAQ Reports

\* From 2009 SAQ

\*\* From 2006 SAQ



## Deanery Overview – Worship Sites and Personnel

Twenty-three (23) parishes are located within the boundaries of the Southwest Deanery. Two (2) parishes stand as single parish units. The remaining twenty-one (21) parishes have been combined to form nine (9) clusters. Three (3) of these clusters include parishes that are not geographically located in the Southwest Deanery; one cluster includes a parish (Strickland) that is geographically located in the South Central Deanery and two include parishes (Birchwood and Grantsburg) located in the Northwest Deanery. The Newman Center at University of Wisconsin-River Falls (located in Pierce County) is a Chapel affiliated with St. Bridget-River Falls. Thirteen (13) priests serve within the geographic boundaries of the Southwest Deanery: Eight (8) priests serve as Pastors, one serves as an Associate Pastor, one serves as a Parochial Administrator, one serves as a Parochial Vicar, and two (2) serve as Sacramental Ministers. Two (2) clusters are administered by Parish Life Coordinators. Twenty-two (22) permanent deacons reside in the Southwest Deanery. Four (4) have officially retired and the remaining eighteen (18) serve in a total of twenty-three (23) parishes and the Chapel at UW-RF Newman Center. These parishes form eight clusters and two single unit parishes.

Since the *Self-Assessment* responses were reported by cluster, the following analysis includes data and responses from the twenty-three (23) parishes that are geographically located within the boundaries of the Southwest Deanery plus the data and responses from the two parishes that are geographically located in the Northwest Deanery and the parish geographically located in the South Central Deanery that belong to clusters with offices located within the geographic boundaries of the Southwest Deanery.

## Summary of Self-Assessment Responses

### *Strengths – Pillars for Growth*

1. Regularly scheduled devotional practices available in over  $\frac{3}{4}$  of clusters.
2. Wide-spread involvement in ecumenical activities.
3. Well-planned Liturgies that reflect the Liturgical Season.
4. Most parishes report active involvement by the laity in Liturgies and in parish ministries.
5. Prepaid subscriptions for the Catholic Herald provided to member households in most parishes.
6. Prolife support and/or activities present in all parishes.
7. Wide-spread involvement in charitable activities.
8. Regularly scheduled provision of Holy Communion to the sick and home-bound.
9. General compliance with diocesan guidelines in the faith formation programs for children / youth.
10. Minimal level of long-term debt in most parishes.

### *Possible Concerns – Suggest Further Exploration*

1. Declining registered parish membership and declining Mass Attendance.
2. A general lack of follow-up support for recipients (and their families) of the Sacraments: Baptism, Confirmation, First Reconciliation, First Eucharist, and Marriage.
3. Few parishes have a formal Evangelization programs to reach out to the un-churched.
4. Lack of support for religious vocations.
5. Lack of support for families and family life.
6. Low number of Parish Catechetical Leaders who are certified at the Advanced Level.
7. Low number catechists who are participating in the Catechetical Certification program.
8. Lack of appreciation for membership in the diocesan and universal Church.
9. A general lack of understanding of Christian Stewardship.

## Detailed Review of Self-Assessment Responses

### *Responses Indicating Strengths*

1. Eighteen (18) parishes have more than one Commissioned Lay Outreach Minister who is actively involved in ministry or parish leadership roles.
2. Fifteen (15) parishes have devotional practices that are scheduled at least monthly throughout the year.
3. Twenty-one (21) parishes have on-going relationships with other Christian and non-Christian faith groups in their communities.
4. Nineteen (19) parishes have a current pictorial directory and have a procedure to welcome new members.
5. Twenty-two (22) parishes regularly assist the poor through a variety of charitable activities.
6. All (26) parishes in the deanery actively support the right to life and twelve (12) parishes have a “Right to Life” committee.
7. Only one parish in the deanery does not have a Pastoral Council that complies with diocesan guidelines.
8. Twenty-two (22) parishes have Finance Councils that comply with diocesan guidelines.
9. Eighteen (18) parishes have Liturgy Committees that meet regularly.
10. Twenty-four (24) parishes plan liturgies to reflect the theme and purpose of each Liturgical Season: Advent, Christmas, Lent, Easter, and Ordinary Time.
11. Twenty-five (25) parishes have an active music ministry which includes selecting hymns that correspond with the Readings and singing the Responsorial Psalm at Sunday and Holy Day Liturgies.
12. All parishes (26) have at least one deacon or Lay Leader of Prayer who is certified to lead a “Sunday Celebration in the Absence of a Priest”.
13. Twenty-one (21) parishes utilize the RCIA program, have trained team members, and include the appropriate rites in Sunday Liturgies. Eleven (11) parishes include Mystagogy in the program.
14. Fourteen parishes promote reception of the Sacrament of Reconciliation with Rite II and have at least 30% of members who receive the sacrament at least annually.
15. Sixteen (16) parishes offer the Sacrament of the Anointing of the Sick as a communal celebration.
16. Twenty-five (25) parishes deliver Holy Communion to the sick and home-bound at least bi-weekly.
17. Sixteen (16) parishes have a Religious Education Committee that meets regularly.
18. In twenty-five (25) parishes, the catechetical and sacramental formation programs offered to their children comply with diocesan policy. Twenty-one (21) parishes have or participate in a youth ministry program.
19. Fifteen (15) parishes offer a faith formation program designed for adults.
20. In twenty-five (25) parishes, the RE curriculum complies with diocesan guidelines.
21. The twenty-five (25) parishes that have a religious education program for children and youth are in compliance with the basic guidelines of the diocesan *Charter for the Protection of Children and Young People*.
22. Eighteen (18) parishes provide a paid subscription of the Catholic Herald to the households of registered parish members.
23. All parishes are reportedly current on financial liabilities. *The status of parish DSA liability was not verified in the diocesan response.*



24. Twenty-one (21) parishes have no long-term debt or their debt does not interfere with the mission of the parish.
25. Seven (7) parishes have unrestricted cash reserves greater than 50% of the previous year's operating budget.

### ***Responses Suggesting Further Investigation***

1. Seven (7) parishes offer little or no support for families and family life.
2. Despite a population increase of over 15% in the past ten (10) years in this three county area, registered parish membership has declined over 7% and the number of registered Catholic households has declined over 6% in the past five years. Only two parishes in the Southwest Deanery reported a significant increase (>10%) in registered membership over the past five years. Four (4) parishes reported a significant increase (>10%) in the number of registered households in the past five years.
3. In the past five years, total Mass attendance in the deanery has declined nearly 5%. Mass attendance has declined significantly (>10%) in eleven (11) parishes, remained stable in seven (7) parishes, and increased significantly (>10%) in six (6) parishes.
4. Only eleven (11) parishes have trustees who are fulfilling their roles as described in the Revised Corporate By-Laws.
5. Only ten (10) parishes offer follow-up support for recipients and their families after the reception of one or more of the following sacraments: Baptism, Confirmation, First Eucharist, and First Reconciliation. No parish offers follow-up support for all four sacraments.
6. Three (3) parishes offer follow-up support for the newly married.
7. Only fourteen (14) parishes have a Parish Catechetical Leader who has met diocesan qualifications for Advanced Catechetical Certification.
8. Five (5) parishes have an evangelization plan to reach out to the un-churched in their communities.
9. Only fifteen (15) parishes provide catechists with the curriculum components specific for their grade, and provide parents with the curriculum components specific for their child.
10. One parish has a committee dedicated to promotion of religious vocations and no parish offers individual guidance for individuals who are discerning a religious vocation.
11. Eleven (11) parishes offer a religious education program that is designed to accommodate special needs students. Eight (8) parishes offer training for catechists who are instructing students with special needs.
12. Only eight (8) parishes have at least 60% of catechists who are currently certified with all catechists working to achieve the next level of certification.
13. Six (6) parishes have a comprehensive faith formation plan for all ages and have established a review date for the plan. Sixteen (16) parishes evaluate the religious education program and personnel annually.
14. Five (5) parishes have fewer than four students in at least three grades in their religious education program.
15. Nine (9) parishes have less than 85% of registered youth (kindergarten through Confirmation) who participate in an approved religious education program. Two (2) parishes have less than a 50% participation rate among children and youth.
16. Only six (6) parishes had over 20% of registered members who contributed to the Diocesan Catholic School special collection.
17. Indicator responses and summary comments made indicate a wide-spread misunderstanding of the meaning of Stewardship. Seven (7) parishes have a Stewardship Committee.
18. Only nine (9) parishes are able to meet general operating expenses from regular collections alone.

19. At least twenty-two (22) parishes needed to use general operating funds to meet their parish DSA goals in at least one of the past five years. Profit & Loss Statement and Balance Sheets were not reviewed in two parishes.
20. The annual contribution per household has decreased in ten (10) parishes in the past year.
21. Five (5) parishes have unrestricted cash reserves less than 10% of the previous year's operating budget.
22. Twenty-two (22) parishes have accepted the responsibility of maintaining at least one Catholic cemetery. Fewer than eight (8) of these cemeteries have sufficient investment income from the Cemetery Perpetual Care Fund to finance the routine maintenance of that cemetery.

## Parish Self-Assessment Survey Results

PARISH VALUES, MEMBERSHIP & MANAGEMENT	Southwest Deanery			Diocese of Superior		
	MEAN*	MEDIAN**	MODE***	MEAN*	MEDIAN**	MODE***
PVMM-1: Parish Mission Statement	2.8	3	3	2.9	3	3
PVMM-2: The Office of Bishop	4.7	5	5	4.5	5	5
PVMM-3: The Office of Presbyter	4.6	5	5	4.3	4	5
PVMM-4: The Office of Deacon (Deacon in Parish)	3.8	5	5	2.9	4	5
PVMM-5: The Office of Deacon (No Deacon)	0.7	0	0	1.1	0	0
PVMM-6: Deacons in the Liturgy (Deacon in Parish)	3.7	5	5	2.8	4	5
PVMM-7: The Role of Lay Ministers	3.9	4	4	3.4	3	2
PVMM-8: Parish Devotional Practices	3.6	4	5	3.5	4	5
PVMM-9: Ecumenism and Relations	3.4	3	3	3.0	3	3
PVMM-10: Establishment and Support of Family Life	3.3	3	5	2.9	3	1
PVMM-11: Census	3.8	4	5	3.3	3	4
PVMM-12: New Parishioners	2.8	3	3	2.5	3	3
PVMM-13: Publicity	3.7	4	5	3.2	3	2
PVMM-14: Membership Growth	2.3	3	3	2.1	2	1
PVMM-15: Practicing Charity/Social Justice	4.0	4	5	3.5	4	2
PVMM-16: Right to and Respect for Life/Human Dignity	4.4	4	5	3.9	4	4
PVMM-17: Environmental Sustainability	3.2	4	4	3.1	4	4
PVMM-18: Lay Directors (Trustees)	3.3	3	3	3.3	3	4
PVMM-19: Pastoral Council	4.3	5	5	3.8	4	5
PVMM-20: Finance Council	3.8	4	5	3.3	4	4
PVMM-21: The Parish Priest/PLC/PD	4.6	5	5	3.9	4	5
PVMM-22: Staffing	3.7	3	3	3.2	3	3
SECTION MEAN	3.6			3.2		
SECTION MEDIAN		4			3	
SECTION MODE			5			5

\*MEAN - Mathematical Average of responses in this group of parishes

\*\*MEDIAN - Middle number, half of parishes' responses in this group were higher and half were lower

\*\*\*MODE - This number appeared most often in this group of parishes

Southwest Deanery

PARISH LITURGY & SACRAMENTS	Southwest Deanery			Diocese of Superior		
	MEAN*	MEDIAN**	MODE***	MEAN*	MEDIAN**	MODE***
LP-1: The Liturgy Committee	3.5	4	4	2.9	3	4
LP-2: The Celebration of the Triduum & Easter	4.4	5	5	3.9	4.5	5
LP-3: The Celebration of Advent & Christmas	4.6	5	5	4.2	5	5
LP-4: The Celebration of Lent	4.4	5	5	3.8	4	5
LP-5: The Celebration of Ordinary Time	4.5	5	5	3.9	5	5
LP-6: The Celebration of Funerals	4.2	4	4	3.9	4	4
LP-7: Liturgical Music	4.8	5	5	4.6	5	5
LP-8: Extraordinary Ministers of Holy Communion	3.6	4	4	3.3	4	4
LP-9: Readers	3.6	4	4	3.1	3	4
LP-10: Altar Servers	3.0	3	4	2.6	2	2
LP-11: Leaders of Prayer in the Absence of a Priest	4.1	5	5	3.5	3.5	5
LP-12: Liturgies of the Eucharist	4.4	4	5	4.3	4	4
LP-13: Sunday Celebration in the Absence of a Priest	4.6	5	5	4.4	5	5
LP-14: The Rite of Christian Initiation for Adults/Children	4.1	4	4	3.1	3	2
LP-15: The Sacrament of Baptism	3.9	4	4	3.8	4	4
LP-16: The Sacrament of Confirmation	4.1	4	4	3.4	4	4
LP-17: First Reception of Holy Communion	3.8	4	4	3.4	4	4
LP-18: Reception of the Sacrament of First Reconciliation	3.8	4	4	3.4	4	4
LP-19: Sacrament of Reconciliation	3.6	4	3	3.2	3	3
LP-20: Sacrament of the Anointing of the Sick	3.8	4	5	3.4	3	2
LP-21: Providing Holy Communion to the Sick and Homebound	4.8	5	5	4.4	5	5
LP-22: Preparation for the Sacrament of Matrimony	3.8	4	4	3.5	3.5	3
SECTION MEAN	4.1			3.6		
SECTION MEDIAN		4			4	
SECTION MODE			5			4

\*MEAN - Mathematical Average of responses in this group of parishes

\*\*MEDIAN - Middle number, half of parishes' responses in this group were higher and half were lower

\*\*\*MODE - This number appeared most often in this group of parishes

Southwest Deanery

<b>CATHOLIC FAITH FORMATION</b>	<b>Southwest Deanery</b>			<b>Diocese of Superior</b>		
	<b>MEAN*</b>	<b>MEDIAN**</b>	<b>MODE***</b>	<b>MEAN*</b>	<b>MEDIAN**</b>	<b>MODE***</b>
CFF-1: The Religious Education Committee	2.7	3	3	2.2	2	1
CFF-2: The Parish Catechetical Director/Coordinator	3.4	4	4	3.2	3	3
CFF-3: Religious Ed & Formation for Children/Youth	4.1	4	4	3.6	4	4
CFF-4: Parish Evangelization	2.1	2	2	2.0	2	2
CFF-5: Religious Formation for Adults	3.0	3	2	2.6	2	2
CFF-6: The Non-School Religious Ed Curriculum	4.3	5	5	3.8	4	4
CFF-7: Formation for Life-Long Living (Vocations)	2.6	3	3	2.3	2	3
CFF-8: Religious Ed for Persons w/Special Needs	2.7	2	2	2.3	2	1
CFF-9: Certification of Catechists	2.2	2	2	2.4	2	3
CFF-10: Selection of Religious Education Texts	3.8	4	4	3.3	3	4
CFF-11: Catechetical Planning	2.1	2	2	2.0	2	1
CFF-12: Evaluation of Program and Personnel	2.8	3	1	2.3	2	1
CFF-13: Implementation of the Charter	4.4	5	5	4.3	5	5
CFF-14: Student Class Size	4.0	5	5	3.0	3	5
CFF-15: Catechists and Facilities	4.2	5	5	4.0	5	5
CFF-16: Sufficiency of Participation	3.7	4	4	2.7	2	1
CFF-17: Catholic School Education	2.3	1	1	2.1	1	1
CFF-18: Financial Support for Catholic Schools	2.6	2	2	3.0	3	2
CFF-19: Catholic Herald	2.9	3	3	2.7	3	3
<b>SECTION MEAN</b>	<b>3.1</b>			<b>2.8</b>		
<b>SECTION MEDIAN</b>		<b>3</b>			<b>3</b>	
<b>SECTION MODE</b>			<b>5</b>			<b>3</b>

\*MEAN - Mathematical Average of responses in this group of parishes

\*\*MEDIAN - Middle number, half of parishes' responses in this group were higher and half were lower

\*\*\*MODE - This number appeared most often in this group of parishes

Southwest Deanery

<b>STEWARDSHIP</b>	<b>Southwest Deanery</b>			<b>Diocese of Superior</b>		
	<b>MEAN*</b>	<b>MEDIAN**</b>	<b>MODE***</b>	<b>MEAN*</b>	<b>MEDIAN**</b>	<b>MODE***</b>
STE-1: Stewardship of Time and Talent	3.1	3	3	2.7	2.5	2
STE-2: Financial Stewardship	2.9	3	2	2.7	3	2
STE-3: Parishioner Practice of Financial Stewardship	2.8	3	1	2.3	2	1
STE-4: Stewardship Contribution Levels	2.7	3	3	2.6	3	3
<b>SECTION MEAN</b>	<b>3.0</b>			<b>2.6</b>		
<b>SECTION MEDIAN</b>		<b>3</b>			<b>3</b>	
<b>SECTION MODE</b>			<b>3</b>			<b>3</b>

<b>PARISH FINANCES &amp; FACILITIES</b>	<b>Southwest Deanery</b>			<b>Diocese of Superior</b>		
	<b>MEAN*</b>	<b>MEDIAN**</b>	<b>MODE***</b>	<b>MEAN*</b>	<b>MEDIAN**</b>	<b>MODE***</b>
PFF-1: Current Financial Status	3.6	4	5	3.6	3	3
PFF-2: Parish Debt	4.5	5	5	4.7	5	5
PFF-3: Parish Reserves	3.7	4	5	3.7	4	5
PFF-4: Financial Records	3.8	4	4	3.4	3	3
PFF-5: The Worship Space/Church	4.3	5	5	3.9	4	5
PFF-6: Social Hall	4.0	4	4	3.7	4	4
PFF-7: Maintenance of Buildings and Grounds	3.1	3	4	3.1	3	2
PFF-8: Parish Cemetery	2.7	3	4	2.0	2	0
PFF-9: Historical and Architectural Significance	1.0	0	0	0.9	0	0
<b>SECTION MEAN</b>	<b>3.4</b>			<b>3.2</b>		
<b>SECTION MEDIAN</b>		<b>4</b>			<b>3</b>	
<b>SECTION MODE</b>			<b>5</b>			<b>5</b>

\*MEAN - Mathematical Average of responses in this group of parishes

\*\*MEDIAN - Middle number, half of parishes' responses in this group were higher and half were lower

\*\*\*MODE - This number appeared most often in this group of parishes

Southwest Deanery

**Census Data (2007-2011 Comparison)**

Parish #	Parish Name	Parish Locale	Total Catholics †		Adult Envelopes †		Mass Attendance‡	
			2007	2011	2007	2011	2007	2011
201	St. Joseph	Rice Lake	2,342	2,199	976	934	1,564	1,380
202	St. Bridget	River Falls	4,993	4,654	1,524	1,594	2,475	2,647
203	St. Patrick Church	Hudson	6,790	6,484	1,804	1,751	3,032	2,966
204	Immaculate Conception	New Richmond	2,836	2,766	759	636	1,388	1,501
205	St. Anne	Somerset	1,654	1,828	734	487	875	940
206	St. Anthony Abbot	Cumberland	911	872	685	669	756	516
207	St. Ann	Turtle Lake	713	561	532	365	508	449
208	St. Joseph	Amery	1,187	1,214	468	442	1,075	1,272
209	St. Boniface	Chetek	658	636	274	230	707	350
210	Immaculate Conception	Hammond	1,140	1,100	375	350	605	666
211	St. John the Baptist	Glenwood City	1,061	956	421	394	525	559
212	Sacred Heart of Jesus	Almena	380	375	227	188	374	293
214	St. Dominic	Frederic	550	458	200	207	651	475
215	St. Joseph Church	Barron	612	544	215	184	492	261
216	Our Lady of Lourdes	Dobie	866	922	282	338	713	783
217	Holy Trinity	Haugen	417	378	163	132	318	351
218	St. Joseph	Osceola	980	554	325	385	570	581
219	St. John's Church	Clear Lake	298	180	71	79	246	234
220	St. Patrick's	Erin	350	458	90	120	266	387
221	Assumption of Blessed Virgin Mary	East Farmington	301	279	126	116	324	245
222	St. Peter	Cameron	634	605	215	215	406	551
225	St. Bridget	Wilson	113	84	52	46	160	112
250	Our Lady of Lakes	Balsam Lake	575	458	309	256	870	572
270	St. Thomas More Chapel	UW-River Falls	691	137	0	0	41	36
110	St. John the Evangelist <sup>¶</sup>	Birchwood <sup>¶</sup>	417	383	166	122	467	400
113	Immaculate Conception <sup>¶</sup>	Grantsburg <sup>¶</sup>	308	310	96	124	356	290
331	Assumption of the Blessed Virgin Mary <sup>§</sup>	Strickland <sup>§</sup>	43 <sup>*</sup>	84	0 <sup>*</sup>	32	105	114
<b>TOTAL</b>			<b>31,820</b>	<b>29,479</b>	<b>11,089</b>	<b>10,396</b>	<b>19,869</b>	<b>18,931</b>

† All Data from SAQ Reports

‡ Total from July+October Mass Attendance Tally Sheets

\*From 2006 SAQ

¶ Parishes geographically located in the Northwest Deanery

§ Parish geographically located in the South Central Deanery

Three-County Total Population		
Barron, Polk, St. Croix Counties	2000	2011 (est)
<b>TOTAL</b>	<b>149,437</b>	<b>174,672</b>



Southwest Deanery

**Sacramental Data (2007-2011 Comparison)**

**Baptism / Marriage / Funeral**

Parish #	Parish Name	Parish Locale	Baptisms †		Marriages †		Funerals †	
			2007	2011	2007	2011	2007	2011
201	St. Joseph	Rice Lake	28	24	9	9	40	41
202	St. Bridget	River Falls	56	82	21	18	24	33
203	St. Patrick Church	Hudson	74	67	11	13	28	35
204	Immaculate Conception	New Richmond	44	29	10	4	27	27
205	St. Anne	Somerset	32	28	5	9	20	17
206	St. Anthony Abbot	Cumberland	9	4	2	2	22	13
207	St. Ann	Turtle Lake	7	4	3	3	10	11
208	St. Joseph	Amery	5	13	6	5	14	10
209	St. Boniface	Chetek	8	4	3	0	15	9
210	Immaculate Conception	Hammond	17	19	3	3	13	7
211	St. John the Baptist	Glenwood City	22	16	7	4	13	5
212	Sacred Heart of Jesus	Almena	3	3	4	0	3	5
214	St. Dominic	Frederic	9	4	1	0	7	10
215	St. Joseph Church	Barron	14	5	3	1	9	12
216	Our Lady of Lourdes	Dobie	16	10	4	10	8	9
217	Holy Trinity	Haugen	3	1	2	3	2	8
218	St. Joseph	Osceola	16	13	3	3	10	6
219	St. John's Church	Clear Lake	1	1	0	0	1	1
220	St. Patrick's	Erin	7	11	1	3	2	2
221	Assumption of Blessed Virgin Mary	East Farmington	6	2	1	1	2	4
222	St. Peter	Cameron	7	11	8	5	6	8
225	St. Bridget	Wilson	2	1	0	0	0	0
250	Our Lady of Lakes	Balsam Lake	7*	7	2*	1	7*	8
270	St. Thomas More Chapel	UW-River Falls	0	0	0	0	0	0
110	St. John the Evangelist <sup>†</sup>	Birchwood <sup>†</sup>	4	1	0	1	8	10
113	Immaculate Conception <sup>†</sup>	Grantsburg <sup>†</sup>	5	1	0	2	2	3
331	Assumption of the Blessed Virgin Mary <sup>‡</sup>	Strickland <sup>‡</sup>	0*	0	1*	0	0*	1
<b>TOTAL</b>			<b>402</b>	<b>361</b>	<b>110</b>	<b>100</b>	<b>293</b>	<b>295</b>

† All Data from SAQ Reports

‡ Total from July+October Mass Attendance Tally Sheets

<sup>†</sup> Parishes geographically located in the Northwest Deanery

<sup>‡</sup> Parish geographically located in the South Central Deanery

\* From 2006 SAQ

Southwest Deanery

**Sacramental Data (2007-2011 Comparison)**

***First Eucharist / Confirmation / Religious Education Enrollment***

Parish #	Parish Name	Parish Locale	First Eucharists †		Confirmations †		Rel Ed Enrollment†	
			2007	2011	2007	2011	2007	2011
201	St. Joseph	Rice Lake	41	29	19	21	204	179
202	St. Bridget	River Falls	66	70	56	49	545	473
203	St. Patrick Church	Hudson	122	88	84	69	538	489
204	Immaculate Conception	New Richmond	58	55	43	37	115	303
205	St. Anne	Somerset	35	26	23	20	193	167
206	St. Anthony Abbot	Cumberland	4	7	10	9	120	80
207	St. Ann	Turtle Lake	1	2	6	3	63	23
208	St. Joseph	Amery	10	11	10	18	184	168
209	St. Boniface	Chetek	7	0	5	1	55	48
210	Immaculate Conception	Hammond	38	15	31	28	243	256
211	St. John the Baptist	Glenwood City	17	11	17	14	197	195
212	Sacred Heart of Jesus	Almena	3	1	3	2	47	25
214	St. Dominic	Frederic	4	5	0	1	60	60
215	St. Joseph Church	Barron	10	4	0	16	104	49
216	Our Lady of Lourdes	Dobie	11	10	24	13	137	141
217	Holy Trinity	Haugen	8	3	21	3	40	42
218	St. Joseph	Osceola	16	9	25	37	150	100
219	St. John's Church	Clear Lake	1	2	12	5	51	41
220	St. Patrick's	Erin	1	10	1	1	19	22
221	Assumption of Blessed Virgin Mary	East Farmington	1	2	5	1	39	13
222	St. Peter	Cameron	8	19	20	19	103	103
225	St. Bridget	Wilson	2	0	0	0	15	0
250	Our Lady of Lakes	Balsam Lake	11*	5	7*	6	77	79
270	St. Thomas More Chapel	UW-River Falls	2	0	0	0	0	0
110	St. John the Evangelist <sup>‡</sup>	Birchwood <sup>‡</sup>	5	2	8	4	47	42
113	Immaculate Conception <sup>‡</sup>	Grantsburg <sup>‡</sup>	4	5	0	0	56	44
331	Assumption of the Blessed Virgin Mary <sup>§</sup>	Strickland <sup>§</sup>	1*	0	1*	0	0*	0
<b>TOTAL</b>			<b>487</b>	<b>391</b>	<b>431</b>	<b>377</b>	<b>3402</b>	<b>3142</b>

† All Data from SAQ Reports

‡ Total from July+October Mass Attendance Tally Sheets

\* Parishes geographically located in the Northwest Deanery

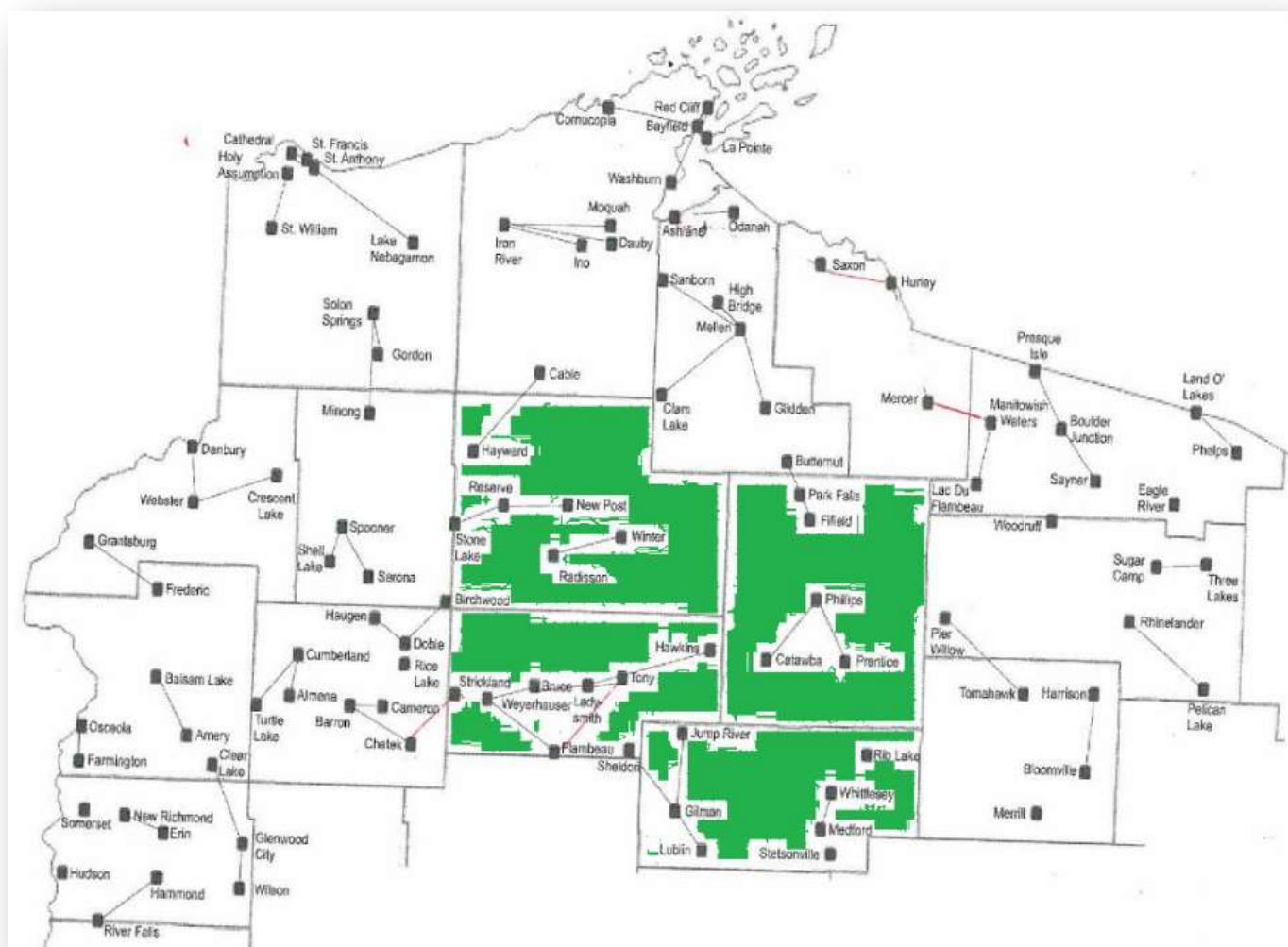
§ Parish geographically located in the South Central Deanery

\* From 2006 SAQ

# South Central Deanery

## PARISH SELF-ASSESSMENT OVERVIEW AND ANALYSIS

2012



## Deanery Overview – Worship Sites and Personnel

Twenty-six (26) parishes and one mission are located within the geographic boundaries of the South Central Deanery. One parish (Rib Lake) stands as a single parish unit. One parish (Strickland) belongs to a cluster whose office is in the Southwest Deanery. The remaining twenty-four (24) parishes have been combined to form eight (8) clusters. Two of these clusters include a parish (Cable and Butternut) that is geographically located in the North Central Deanery. Eleven (11) priests serve within the geographic boundaries of the South Central Deanery. Six (6) priests serve as Pastors, two serve as Associate Pastors, and three (3) serve as Parochial Administrators. Thirteen (13) permanent deacons reside in the South Central Deanery; one has officially retired and the remaining twelve (12) currently serve in six (6) clusters and one single parish unit, a total of eighteen (18) parishes.

Since the *Self-Assessment* responses were reported by cluster, the following analysis includes data and responses from a total of twenty-seven (27) parishes, the twenty-five (25) parishes geographically located within the boundaries of the South Central Deanery and whose parish/cluster offices are located within the South Central geographic boundaries (Strickland is included in the Southwest Deanery Report) plus the two parishes geographically located in the North Central Deanery, but whose cluster offices are in the South Central Deanery.

## Summary of Self-Assessment Responses

### ***Strengths – Pillars for Growth***

1. Nearly all clusters / parishes offer regularly scheduled devotional practices.
2. Nearly all parishes support prolife activities and organizations.
3. Nearly all parishes are involved in charitable activities.
4. A majority of parishes have a plan to welcome new parish members.
5. Active involvement by the laity in Liturgies and in parish ministries.
6. The Liturgies are well-planned and reflect the Liturgical Season in a majority of parishes.
7. Regularly provide Holy Communion to the sick and home-bound.
8. Most Parish Catechetical Leaders are certified at the Advanced Level.
9. General compliance with diocesan guidelines in the Catechetical and Sacramental Formation programs for children and youth.
10. Prepaid subscriptions for the Catholic Herald provided to member households in majority of parishes.
11. Most parishes have minimal or no long-term debt.

### ***Possible Concerns – Suggest Further Exploration***

1. Less than half of parishes have a current Mission Statement.
2. Low level of parish ecumenical relationships with other faith groups.
3. General lack of support for marriage and family life.
4. Declining registered parish membership and declining Mass Attendance.
5. Majority of parish trustees are not fulfilling their role as described in the “Revised Parish Corporate By-Laws”.
6. Minimal follow-up support after reception of Sacraments: Baptism, Confirmation, First Reconciliation, First Eucharist, and Marriage.
7. Most parishes do not have an active Religious Education Committee.
8. No parish has a formal Evangelization program to reach the un-churched.
9. Lack of education about and support for religious vocations.
10. Lack of appreciation for membership in the diocesan and universal Church.
11. A general lack of understanding of Christian Stewardship.

## Detailed Review of Self-Assessment Responses

### *Responses Indicating Strengths*

1. Thirteen parishes (13) have devotional practices that are scheduled at least monthly throughout the year.
2. Fifteen (15) parishes have a procedure to welcome new members. Twelve (12) parishes have a current pictorial directory.
3. At least fifteen (15) parishes assist the poor on a regular basis.
4. Twenty-five (25) parishes actively support the right to life. Six (6) parishes have a “Right to Life” committee.
5. Nineteen (19) parishes have a Pastoral Council that complies with diocesan guidelines.
6. Eighteen (18) parishes have Finance Councils that comply with diocesan guidelines.
7. Sixteen (16) parishes have a Liturgy Committee. In twelve (12) parishes, the Liturgy Committee meets regularly.
8. Fifteen (15) parishes plan liturgies to reflect the theme and purpose of each Liturgical Season: Advent, Christmas, Lent, Easter and Ordinary Time.
9. Twenty-five (25) parishes have an active music ministry which includes selecting hymns that correspond with the Readings and singing the Responsorial Psalm at Sunday and Holy Day Liturgies.
10. Twenty (20) parishes have at least one deacon or Lay Leader of Prayer who is qualified to lead a “Sunday Celebration in the Absence of a Priest”.
11. Twenty-two (22) parishes provide Holy Communion to the sick and home-bound at least bi-weekly.
12. In twenty-three (23) parishes, the religious education curriculum complies with diocesan guidelines. In twenty-five (25) parishes, the catechetical and sacramental formation programs offered to their children comply with diocesan policy. Eleven (11) parishes have or participate in a youth ministry program.
13. Fourteen (14) parishes have at least 60% of catechists who are certified with all catechists working to achieve the next level of certification.
14. Seventeen (17) parishes provide a paid subscription of the Catholic Herald to the households of registered parish members.
15. All parishes report that they are current on their liabilities. *The status of parish DSA liability was not verified in the diocesan response.*
16. Twenty-five (25) parishes have no long-term debt or their debt does not interfere with the mission of the parish.
17. At least five (5) parishes have unrestricted cash reserves greater than 50% of the previous year’s operating budget.

### *Responses Suggesting Further Investigation*

1. Fifteen (15) parishes either do not have a Mission Statement or have not reviewed the Parish Mission Statement in the past ten years.
2. Less than half of the parishes (12) have one or more Commissioned Lay Outreach Minister.
3. Only ten (10) parishes have ongoing relationships with other Christian and non-Christian faith groups in their communities.
4. Twelve (12) parishes offer little or no support for families and family life.
5. Only eight (8) parishes use census information to better serve members of the parish family.
6. The general population has remained unchanged (decreased >1%) in the past 10 years in this four county area. The number of registered Catholics has decreased about 8% in the past five years. The number of registered Catholic households has decreased about 7%. At least fourteen (14) parishes reported a significant decrease (>10%) in registered members in the past five years. At least nine (9) parishes reported a significant decrease (>10%) in registered households in the past five years. Four (4) parishes reported a significant increase (>10%) in registered members over the past five years. Two parishes reported a significant increase (>10%) in registered households over the past five years.
7. In the past five years, Mass attendance has declined (>10%) in seventeen (17) parishes, remained stable in five (5) parishes, and increased (>10%) in five (5) parishes.
8. Only seven (7) parishes have trustees who are fulfilling their roles as described in the “Revised Corporate By-Laws”.
9. Ten (10) parishes utilize the RCIA program, have trained team members, and include the appropriate rites in Sunday Liturgies. Three (3) parishes include Mystagogy in the program.
10. Only three (3) parishes offer follow-up support for recipients and their families after the reception of one or more of the following sacraments: Baptism, Confirmation, First Eucharist, and First Reconciliation. No parish offers follow-up support for all four sacraments.
11. Two (2) parishes offer follow-up support for the newly married.
12. Nine (9) parishes promote reception of the Sacrament of Reconciliation with Rite II and have at least 30% of members who receive the sacrament at least annually.
13. Six (6) parishes offer the Sacrament of the Anointing of the Sick as a communal celebration.
14. Four (4) parishes have a Religious Education Committee that meets regularly.
15. Only fifteen (15) parishes have a Parish Catechetical Leader who meets diocesan qualifications for Catechetical Certification. Eleven (11) parishes have a Parish Catechetical Leader who has met diocesan qualifications for Advanced Catechetical Certification.
16. No parish has a formal plan to evangelize the un-churched in their communities.
17. Ten (10) parishes have a planned program for the religious education of adults. Four (4) parishes offer a variety of adult educational opportunities to meet the diversity, needs and interests of the parish community.
18. Four (4) parishes provide catechists with the curriculum components for their specific grade and provide parents with the curriculum components specific for their child.
19. One parish has a committee dedicated to promotion of religious vocations and no parish offers individual guidance for individuals who are discerning a religious vocation.
20. Nine (9) parishes offer a religious education program that is designed to accommodate special needs students. One parish offers training for catechists who are instructing students with special needs.

21. Four (4) parishes have a comprehensive faith formation program for all ages and have established a review date for the plan. Ten (10) parishes evaluate the religious education program and personnel annually.
22. Three (3) parishes with a religious education program for children and youth report that they are not in complete compliance with the basic guidelines of the diocesan *Charter for the Protection of Children and Young People* which includes appropriate documentation at the parish and diocesan levels. Three other parishes do not have a faith formation program for children and youth.
23. Twenty-one (21) parishes have fewer than four students in at least three grades in their religious education program.
24. Twenty-one (21) parishes have less than 85% of registered youth (kindergarten through Confirmation) who participate in a form of religious education. Eleven (11) parishes have less than a 50% participation rate among children and youth.
25. Seven (7) parishes had over 20% of registered members who contributed to the Diocesan Catholic School special collection.
26. Indicator responses and summary comments indicate a wide-spread misunderstanding of the meaning of Christian Stewardship. Only five (5) parishes have a Stewardship Committee.
27. No more than three (3) parishes are able to meet general operating expenses from regular collections alone.
28. At least twenty-three (23) parishes needed to use general operating funds to meet their parish DSA goals in at least one of the past five years. *Financial reports were not reviewed in four parishes.*
29. The annual contribution per household has decreased in fifteen (15) parishes in the past year.
30. Seven (7) parishes reported a net operating loss in three or more of the past five years.
31. At least seven (7) parishes have unrestricted cash reserves less than 10% of the previous year's operating budget.
32. Sixteen (16) parishes have accepted the responsibility of maintaining at least one Catholic cemetery. Only two (2) of these cemeteries have sufficient investment income from the Cemetery Perpetual Care Fund to finance the routine maintenance of that cemetery.



South Central Deanery

**Parish Self-Assessment Survey Results**

PARISH VALUES, MEMBERSHIP & MANAGEMENT	South Central Deanery			Diocese of Superior		
	MEAN*	MEDIAN**	MODE***	MEAN*	MEDIAN**	MODE***
PVMM-1: Parish Mission Statement	2.4	2	1	2.9	3	3
PVMM-2: The Office of Bishop	4.2	4	5	4.5	5	5
PVMM-3: The Office of Presbyter	4.2	4	5	4.3	4	5
PVMM-4: The Office of Deacon (Deacon in Parish)	2.6	4	0	2.8	4	0
PVMM-5: The Office of Deacon (No Deacon)	1.4	0	0	1.2	0	0
PVMM-6: Deacons in the Liturgy (Deacon in Parish)	2.6	3	5	2.7	4	5
PVMM-7: The Role of Lay Ministers	3.1	3	3	3.3	3	2
PVMM-8: Parish Devotional Practices	3.4	3	5	3.6	4	5
PVMM-9: Ecumenism and Relations	2.6	2	2	3.0	3	3
PVMM-10: Establishment and Support of Family Life	2.5	2	1	2.9	3	1
PVMM-11: Census	2.9	3	5	3.3	3	3
PVMM-12: New Parishioners	2.2	2	1	2.5	3	3
PVMM-13: Publicity	2.7	2	2	3.2	3	2
PVMM-14: Membership Growth	1.9	2	1	2.1	2	1
PVMM-15: Practicing Charity/Social Justice	3.3	3	2	3.4	4	2
PVMM-16: Right to and Respect for Life/Human Dignity	3.7	4	4	3.9	4	4
PVMM-17: Environmental Sustainability	3.1	4	4	3.1	4	4
PVMM-18: Lay Directors (Trustees)	2.9	3	2	3.3	3	4
PVMM-19: Pastoral Council	3.5	4	4	3.7	4	4
PVMM-20: Finance Council	3.0	3	4	3.3	4	4
PVMM-21: The Parish Priest/PLC/PD	3.7	4	3	3.9	4	5
PVMM-22: Staffing	3.0	3	3	3.2	3	3
SECTION MEAN	3.0			3.2		
SECTION MEDIAN		3			3	
SECTION MODE			5			5

\*MEAN - Mathematical Average of responses in this group of parishes

\*\*MEDIAN - Middle number, half of parishes' responses in this group were higher and half were lower

\*\*\*MODE - This number appeared most often in this group of parishes

South Central Deanery

PARISH LITURGY & SACRAMENTS	South Central Deanery				Diocese of Superior		
	MEAN*	MEDIAN**	MODE***		MEAN*	MEDIAN**	MODE***
LP-1: The Liturgy Committee	2.4	2	1		2.9	3	4
LP-2: The Celebration of the Triduum & Easter	3.3	3	3		3.9	4.5	5
LP-3: The Celebration of Advent & Christmas	3.7	5	5		4.2	5	5
LP-4: The Celebration of Lent	3.3	3	4		3.8	4	5
LP-5: The Celebration of Ordinary Time	3.6	5	5		3.9	5	5
LP-6: The Celebration of Funerals	3.7	4	4		3.8	4	4
LP-7: Liturgical Music	4.6	5	5		4.6	5	5
LP-8: Extraordinary Ministers of Holy Communion	2.8	2	2		3.3	4	4
LP-9: Readers	2.5	2	2		3.1	3	4
LP-10: Altar Servers	2.4	2	2		2.6	2	2
LP-11: Leaders of Prayer in the Absence of a Priest	3.0	3	5		3.4	3	5
LP-12: Liturgies of the Eucharist	4.2	4	4		4.3	4	4
LP-13: Sunday Celebration in the Absence of a Priest	4.3	5	5		4.4	5	5
LP-14: The Rite of Christian Initiation for Adults/Children	3.0	3	2		3.1	3	2
LP-15: The Sacrament of Baptism	3.7	4	4		3.8	4	4
LP-16: The Sacrament of Confirmation	3.0	3	4		3.4	4	4
LP-17: First Reception of Holy Communion	3.2	3	4		3.4	4	4
LP-18: Reception of the Sacrament of First Reconciliation	3.2	4	4		3.4	4	4
LP-19: Sacrament of Reconciliation	3.2	3	3		3.2	3	3
LP-20: Sacrament of the Anointing of the Sick	2.9	2	2		3.4	3	2
LP-21: Providing Holy Communion to the Sick and Homebound	4.4	5	5		4.4	5	5
LP-22: Preparation for the Sacrament of Matrimony	3.3	3	3		3.5	3	3
SECTION MEAN	3.3				3.6		
SECTION MEDIAN		3				4	
SECTION MODE			4				4

\*MEAN - Mathematical Average of responses in this group of parishes

\*\*MEDIAN - Middle number, half of parishes' responses in this group were higher and half were lower

\*\*\*MODE - This number appeared most often in this group of parishes

South Central Deanery

<b>CATHOLIC FAITH FORMATION</b>	<b>South Central Deanery</b>			<b>Diocese of Superior</b>		
	<b>MEAN*</b>	<b>MEDIAN**</b>	<b>MODE***</b>	<b>MEAN*</b>	<b>MEDIAN**</b>	<b>MODE***</b>
CFF-1: The Religious Education Committee	1.7	1	1	2.2	2	1
CFF-2: The Parish Catechetical Director/Coordinator	3.1	3	4	3.3	3	3
CFF-3: Religious Ed & Formation for Children/Youth	3.3	3	3	3.7	4	4
CFF-4: Parish Evangelization	1.7	2	2	2.0	2	2
CFF-5: Religious Formation for Adults	2.4	2	2	2.7	2	2
CFF-6: The Non-School Religious Ed Curriculum	3.4	4	4	3.8	4	4
CFF-7: Formation for Life-Long Living (Vocations)	2.1	2	3	2.3	2	3
CFF-8: Religious Ed for Persons w/Special Needs	2.1	2	1	2.4	2	1
CFF-9: Certification of Catechists	2.4	3	3	2.4	2	2
CFF-10: Selection of Religious Education Texts	3.0	3	4	3.4	3	4
CFF-11: Catechetical Planning	1.7	2	1	2.0	2	1
CFF-12: Evaluation of Program and Personnel	2.1	1	1	2.4	2	1
CFF-13: Implementation of the Charter	4.1	5	5	4.3	5	5
CFF-14: Student Class Size	2.7	3	3	3.1	3	5
CFF-15: Catechists and Facilities	4.1	5	5	4.1	5	5
CFF-16: Sufficiency of Participation	2.3	2	1	2.7	2.5	1
CFF-17: Catholic School Education	2.0	1	1	2.1	1	1
CFF-18: Financial Support for Catholic Schools	2.9	3	3	3.0	3	2
CFF-19: Catholic Herald	2.4	3	3	2.7	3	3
<b>SECTION MEAN</b>	<b>2.6</b>			<b>2.9</b>		
<b>SECTION MEDIAN</b>		<b>3</b>			<b>3</b>	
<b>SECTION MODE</b>			<b>3</b>			<b>3</b>

\*MEAN - Mathematical Average of responses in this group of parishes

\*\*MEDIAN - Middle number, half of parishes' responses in this group were higher and half were lower

\*\*\*MODE - This number appeared most often in this group of parishes

South Central Deanery

<b>STEWARDSHIP</b>	<b>South Central Deanery</b>			<b>Diocese of Superior</b>		
	<b>MEAN*</b>	<b>MEDIAN**</b>	<b>MODE***</b>	<b>MEAN*</b>	<b>MEDIAN**</b>	<b>MODE***</b>
STE-1: Stewardship of Time and Talent	2.6	2	2	2.7	2.5	2
STE-2: Financial Stewardship	2.7	3	2	2.7	3	2
STE-3: Parishioner Practice of Financial Stewardship	2.2	2	1	2.2	2	1
STE-4: Stewardship Contribution Levels	2.3	2	3	2.6	3	3
<b>SECTION MEAN</b>	<b>2.5</b>			<b>2.6</b>		
<b>SECTION MEDIAN</b>		<b>2</b>			<b>3</b>	
<b>SECTION MODE</b>			<b>2</b>			<b>3</b>

<b>PARISH FINANCES &amp; FACILITIES</b>	<b>South Central Deanery</b>			<b>Diocese of Superior</b>		
	<b>MEAN*</b>	<b>MEDIAN**</b>	<b>MODE***</b>	<b>MEAN*</b>	<b>MEDIAN**</b>	<b>MODE***</b>
PFF-1: Current Financial Status	3.6	4	5	3.6	4	5
PFF-2: Parish Debt	4.9	5	5	4.7	5	5
PFF-3: Parish Reserves	3.6	4	5	3.7	4	5
PFF-4: Financial Records	3.0	3	3	3.4	3	4
PFF-5: The Worship Space/Church	3.6	3	3	3.9	4	5
PFF-6: Social Hall	3.7	4	4	3.7	4	4
PFF-7: Maintenance of Buildings and Grounds	3.1	3	2	3.1	3	2
PFF-8: Parish Cemetery	1.6	1	0	2.0	2	0
PFF-9: Historical and Architectural Significance	0.6	0	0	0.9	0	0
<b>SECTION MEAN</b>	<b>3.1</b>			<b>3.2</b>		
<b>SECTION MEDIAN</b>		<b>3</b>			<b>3</b>	
<b>SECTION MODE</b>			<b>5</b>			<b>5</b>

\*MEAN - Mathematical Average of responses in this group of parishes

\*\*MEDIAN - Middle number, half of parishes' responses in this group were higher and half were lower

\*\*\*MODE - This number appeared most often in this group of parishes

South Central Deanery

**Census Data (2007-2011 Comparison)**

Parish #	Parish Name	Parish Locale	Total Catholics †		Adult Envelopes †		Mass Attendance‡	
			2007	2011	2007	2011	2007	2011
301	Our Lady of the Holy Rosary	Medford	3,838	3,414	1,015	1,365	2,232	2,014
302	St. Anthony	Park Falls	1,266	1,102	450	325	678	872
303	Our Lady of Sorrows	Ladysmith	1,067	886	361	230	910	747
304	St. Joseph	Hayward	1,565	1,444*	550	550*	2,609	1,863
305	SS. Peter and Paul	Weyerhaeuser	177**	293	152**	117	226	104
306	St. Therese of Lisieux	Phillips	972	914	339	350	1,049	814
308	Sacred Heart	Stetsonville	319	235	134	133	370	412
309	St. Stanislaus	Lublin	188	227	77	81	121	84
310	St John the Apostle	Sheldon	349	308	120	74	247	179
311	St. Mary	Bruce	127**	292	123**	110	285	263
312	St. Paul the Apostle	Catawba	284	233	112	114	250	242
313	St. Francis Solanus	Reserve	410	390	35	40	499	318
314	St. Philip	Stone Lake	60	65	40	40	296	243
315	SS. Peter & Paul	Gilman	556**	496	218**	136	308	242
316	St Anthony de Padua	Tony	280	269	108	99	364	301
318	St. Peter	Winter	130 <sup>9</sup>	95	65 <sup>9</sup>	61	243	166
319	St. John the Baptist	Prentice	236	206	95	97	250	226
320	Our Lady of Perpetual Help	Whittlesey	326**	352	130**	0	413	385
321	St. Ignatius	New Post	40	30	0	0	58	88
322	St. Mary of Czestochowa	Hawkins	162	88	65	63	136	134
324	Sacred Heart	Radisson	120 <sup>9</sup>	104	30 <sup>9</sup>	60	295	234
326	St. Francis of Assisi	Fifield	116	124	50	50	86	129
328	St. Michael	Jump River	84	116	31	33	73	54
334	St. Francis of Assisi	Flambeau	158***	150	67***	52	279	244
350	Good Shepherd	Rib Lake	759	708	357	238	755	626
403	Immaculate Conception <sup>n</sup>	Butternut <sup>n</sup>	330	257	180	160	180	160
412	St. Ann's <sup>n</sup>	Cable <sup>n</sup>	192	181	115	110	115	110
<b>TOTAL</b>			<b>14,111</b>	<b>12,979</b>	<b>5,019</b>	<b>4,688</b>	<b>13,327</b>	<b>11,254</b>

† All Data from SAQ Reports

\* From 2010 SAQ

<sup>9</sup> From 2009 SAQ

‡ Total from July+October Mass Attendance Tallies

\*\* From 2006 SAQ

<sup>n</sup> Parishes geographically located in North Central Deanery

\*\*\* From 2005 SAQ

Four-County Total Population		
Price, Rusk, Sawyer, Taylor Counties	2000	2011 (est)
<b>TOTAL</b>	<b>67,045</b>	<b>65,984</b>

South Central Deanery

**Sacramental Data (2007-2011 Comparison)**

**Baptism / Marriage / Funeral**

Parish #	Parish Name	Parish Locale	Baptisms †		Marriages †		Funerals †	
			2007	2011	2007	2011	2007	2011
301	Our Lady of the Holy Rosary	Medford	59	60	28	17	45	47
302	St. Anthony	Park Falls	20	13	9	3	23	27
303	Our Lady of Sorrows	Ladysmith	15	9	3	2	15	22
304	St. Joseph	Hayward	19	18	4	3	10	14
305	SS. Peter and Paul	Weyerhaeuser	4**	3	4**	1	17**	18
306	St. Therese of Lisieux	Phillips	9	12	3	2	30	38
308	Sacred Heart	Stetsonville	3	3	3	0	7	5
309	St. Stanislaus	Lublin	1	2	6	1	5	6
310	St John the Apostle	Sheldon	2	0	0	0	0	1
311	St. Mary	Bruce	2**	5	1**	3	4**	9
312	St. Paul the Apostle	Catawba	8	4	2	1	7	6
313	St. Francis Solanus	Reserve	21	8	2	3	13	20
314	St. Philip	Stone Lake	1	0	1	0	3	2
315	SS. Peter & Paul	Gilman	3	4	2	1	6	5
316	St. Anthony de Padua	Tony	6	5	7	2	8	0
318	St. Peter	Winter	0 <sup>9</sup>	3	0 <sup>9</sup>	0	6 <sup>9</sup>	1
319	St. John the Baptist	Prentice	2	1	1	1	3	5
320	Our Lady of Perpetual Help	Whittlesey	10	9	7	2	1	5
321	St. Ignatius	New Post	3	1	1	0	6	2
322	St. Mary of Czestochowa	Hawkins	0	0	2	2	2	1
324	Sacred Heart	Radisson	0 <sup>9</sup>	0	0 <sup>9</sup>	0	0 <sup>9</sup>	0
326	St. Francis of Assisi	Fifield	2	0	0	1	1	1
328	St. Michael	Jump River	1	0	0	0	1	1
334	St. Francis of Assisi	Flambeau	0***	1	3***	3	2***	6
350	Good Shepherd	Rib Lake	12	8	3	3	16	10
403	Immaculate Conception <sup>N</sup>	Butternut <sup>N</sup>	3	4	1	0	7	9
412	St. Ann's <sup>N</sup>	Cable <sup>N</sup>	1	1	2	3	7	5
<b>TOTAL</b>			<b>207</b>	<b>174</b>	<b>95</b>	<b>54</b>	<b>245</b>	<b>266</b>

† All Data from SAQ Reports

<sup>9</sup> From 2009 SAQ

\*\* From 2006 SAQ

\*\*\* From 2005 SAQ

<sup>N</sup> Parishes geographically located in North Central Deanery

South Central Deanery

**Sacramental Data (2007-2011 Comparison)**

***First Eucharist / Confirmation / Religious Education Enrollment***

Parish #	Parish Name	Parish Locale	First Eucharists †		Confirmations †		Religious Ed Enrollment †	
			2007	2011	2007	2011	2007	2011
301	Our Lady of the Holy Rosary	Medford	46	26	52	48	443	330
302	St. Anthony	Park Falls	24	19	30	16	225	81
303	Our Lady of Sorrows	Ladysmith	20	12	7	5	144	88
304	St. Joseph	Hayward	9	5	17	16	208	143
305	SS. Peter and Paul	Weyerhaeuser	3**	3	5**	2	53**	9
306	St. Therese of Lisieux	Phillips	8	12	9	8	114	91
308	Sacred Heart	Stetsonville	7	5	8	3	61	39
309	St. Stanislaus	Lublin	0	1	3	1	19	11
310	St John the Apostle	Sheldon	0	5	7	7	52	32
311	St. Mary	Bruce	6**	5	4**	3	31**	16
312	St. Paul the Apostle	Catawba	5	3	0	0	36	37
313	St. Francis Solanus	Reserve	6	6	3	10	6	3
314	St. Philip	Stone Lake	0	2	0	0	0	0
315	SS. Peter & Paul	Gilman	10	6	12	6	95	44
316	St. Anthony de Padua	Tony	4	3	2	2	39	49
318	St. Peter	Winter	2 <sup>9</sup>	3	0 <sup>9</sup>	0	25 <sup>9</sup>	0
319	St. John the Baptist	Prentice	2	2	0	0	46	42
320	Our Lady of Perpetual Help	Whittlesey	0	7	8	8	48	52
321	St. Ignatius	New Post	1	0	0	0	4	1
322	St. Mary of Czestochowa	Hawkins	2	0	3	2	142	2
324	Sacred Heart	Radisson	2 <sup>9</sup>	0	0 <sup>9</sup>	0	9 <sup>9</sup>	0
326	St. Francis of Assisi	Fifield	0	0	0	0	0	1
328	St. Michael	Jump River	0	0	0	0	8	10
334	St. Francis of Assisi	Flambeau	0***	3	6***	0	23***	14
350	Good Shepherd	Rib Lake	1	1	13	10	106	66
403	Immaculate Conception <sup>N</sup>	Butternut <sup>N</sup>	2	5	8	1	51	42
412	St. Ann's <sup>N</sup>	Cable <sup>N</sup>	0	3	0	0	22	0
<b>TOTAL</b>			<b>160</b>	<b>137</b>	<b>197</b>	<b>148</b>	<b>2010</b>	<b>1203</b>

† All Data from SAQ Reports

<sup>N</sup> Parishes geographically located in North Central Deanery

<sup>9</sup> From 2009 SAQ

\*\* From 2006 SAQ

\*\*\* From 2005 SAQ





## Deanery Overview – Worship Sites and Personnel

Twenty (20) parishes are located within the geographic boundaries of the North Central Deanery. All parishes have been clustered with at least one other parish. Seventeen (17) parishes belong to five (5) clusters whose offices are located within the boundaries of the North Central Deanery. Two (2) parishes (Cable and Butternut) belong to clusters whose offices are located in the South Central Deanery. One parish (Mercer) belongs to a cluster whose office is in the East Deanery. Six (6) priests serve the sixteen (16) parishes whose offices are located within the geographic boundaries of the North Central Deanery; three (3) priests serve as Pastors, one as a Parochial Vicar, and two (2) as Parochial Administrators. Eight (8) permanent deacons reside within the boundaries of the North Central Deanery. Six (6) deacons serve in a total of four (4) clusters whose offices are located within the boundaries of the deanery. Two (2) deacons serve in parishes whose cluster offices are located outside the deanery. A total of sixteen (16) parishes are served by permanent deacons who reside in the North Central Deanery.

Since the *Self-Assessment* responses are reported by cluster, the following analysis is based on the data and responses from those sixteen (16) parishes whose cluster offices are located within the geographic boundaries of the North Central Deanery. The responses and data from the three (3) parishes whose cluster offices are located in other deaneries will be included with their respective clusters.

## Summary of Self-Assessment Responses

### ***Strengths – Pillars for Growth***

1. Four of the five clusters have at least one parish that offers monthly devotional practices.
2. Reported increase in the number of registered parish members.
3. Over half the parishes have lay members who are Commissioned Lay Outreach Ministers.
4. Wide-spread support for prolife activities and organizations.
5. Active participation by laity in the parish Liturgy and ministries.
6. Overall compliance with diocesan guidelines in the sacramental formation programs.
7. Prepaid subscriptions for the Catholic Herald provided to member households in majority of parishes.
8. Most parishes have minimal or no long-term debt.

### ***Possible Concerns – Suggest Further Exploration***

1. Declining receptions of Sacraments and declining Mass attendance.
2. Lack of support for marriage, family life and religious vocations.
3. Minimal follow-up support after reception of Sacraments: Baptism, Confirmation, First Reconciliation, First Eucharist, and Marriage.
4. RCIA program is seldom used.
5. Low level of participation by youth in the faith formation programs, small class sizes and multiple grades per class.
6. Few parishes have implemented programs to evangelize the un-churched.
7. Lack of appreciation for membership in and responsibility to the diocesan and universal Church.
8. A misunderstanding of Christian Stewardship.

## Detailed Review of Self-Assessment Responses

### *Responses Indicating Strengths*

1. Four (4) clusters are served by at least one permanent deacon.
2. Eleven (11) parishes have at least one Commissioned Lay Outreach Minister.
3. Seven (7) parishes offer devotional practices at least monthly. These parishes are included in four of the five clusters in the deanery.
4. Fifteen (15) parishes regularly update census information.
5. All (16) parishes support the right to life. Two (2) parishes have a “Right to Life” committee.
6. Eleven (11) parishes have Pastoral Councils that comply with diocesan guidelines.
7. Twelve (12) parishes have an active music ministry which includes appropriate hymns and singing the Responsorial Psalm during Sunday and Holy Day Liturgies.
8. All sixteen (16) parishes have at least one deacon or Lay Leader of Prayer who is certified to lead a “Sunday Celebration in the Absence of a Priest”.
9. Eight (8) parishes (four clusters) offer the Sacrament of the Anointing of the Sick as a communal celebration.
10. Eleven (11) parishes provide Holy Communion to the sick and home-bound at least bi-weekly.
11. In fifteen (15) parishes, the sacramental formation programs comply with diocesan policy. One parish has not implemented the diocesan curriculum guidelines. Six (6) parishes (three clusters) offer opportunities for parish youth to participate in a youth ministry program.
12. Nine (9) parishes have at least 60% of catechists who are certified with all catechists working to achieve the next level of certification.
13. Eleven (11) parishes provide a prepaid subscription of the Catholic Herald to registered households of the parish.
14. All parishes report that they are current on their liabilities. *The status of parish DSA liability was not verified in the diocesan response.*
15. Fourteen (14) parishes have no long-term debt or their debt does not interfere with the mission of the parish.
16. Six (6) parishes have unrestricted cash reserves greater than 50% of the previous year’s operating budget.

### ***Responses Suggesting Further Investigation***

1. Eight (8) parishes either do not have a Mission Statement or have not reviewed the parish Mission Statement in the past ten years.
2. Only eight (8) parishes have on-going relationships with other Christian and non-Christian faith groups in their communities. Five (5) parishes do not have any relationship with other faith groups.
3. Eight (8) parishes offer little or no support for families and family life.
4. Only eight (8) parishes have a current pictorial directory and have a procedure to welcome new members.
5. The overall population in the counties comprising the North Central Deanery has declined about 5% in the past ten years. The reported total registered Catholic membership has slightly increased (<2%) in the past five years. Four (4) parishes reported a significant increase (>10%) in registered membership. Three (3) parishes reported a significant decrease (>10%) in registered membership. Seven (7) parishes reported a significant decrease (>10%) in the number of registered households.
6. Over the past five years, total Mass attendance in the deanery has decreased over 15%. Twelve (12) parishes have seen a significant decrease (>10%) in Mass Attendance over the past five years.
7. Only eight (8) parishes assist the poor on a regular basis.
8. Only eight (8) parishes have trustees who are fulfilling their roles as described in the “Revised Corporate By-Laws”.
9. Only eight (8) parishes have Finance Councils that comply with diocesan guidelines.
10. Only seven (7) parishes have Liturgy Committees that meet regularly.
11. Only seven (7) parishes plan liturgies to reflect the theme and purpose of each Liturgical Season: Advent, Christmas, Lent, Easter, and Ordinary Time.
12. Two (2) parishes utilize the RCIA program, have trained team members, and include the appropriate rites in Sunday Liturgies; one parish includes Mystagogy in the program.
13. Only one parish offers follow-up support for recipients and their families after the reception of one or more of the following Sacraments: Baptism, Confirmation, First Eucharist, and/or First Reconciliation. No parish offers follow-up support for all four sacraments.
14. One parish offers follow-up support for the newly married.
15. Only four (4) parishes promote reception of the Sacrament of Reconciliation with Rite II and have at least 30% of members who receive the sacrament at least annually.
16. There is a low level of parental and parishioner involvement in the Faith Formation program. Only five (5) parishes have a Religious Education Committee that meets regularly.
17. Ten (10) parishes have a Parish Catechetical Leader who has met diocesan qualifications for Catechetical Certification, however only four (4) parishes have a Parish Catechetical Leader who has met diocesan qualifications for Advanced Catechetical Certification.
18. Only two (2) parishes have a plan to reach out to and evangelize the un-churched in their communities.
19. Only two (2) parishes have implemented a program designed for the religious education of adults.
20. In two (2) parishes, the curriculum meets diocesan guidelines and catechists are provided with the curriculum components specific for their grade. One parish provides parents with the curriculum components specific for their child.
21. Only one parish has a committee dedicated to the promotion of religious vocations and offers individual guidance for individuals who are discerning a religious vocation.

22. Only two (2) parishes offer a religious education program that is designed to accommodate special needs students; one parish offers training for catechists who are instructing students with special needs.
23. Eight (8) parishes have a plan for a comprehensive religious education program; two parishes incorporate the guidelines found in the *National Directory for Catechesis*. Two (2) parishes evaluate the program and personnel annually.
24. Four (4) parishes report that they are not in complete compliance with diocesan *Charter for the Protection of Children and Young People* guidelines which include appropriate documentation at the parish and diocesan levels.
25. Fourteen (14) parishes have fewer than four students in at least three grades in their religious education program.
26. Twelve (12) parishes have less than 85% of registered youth (kindergarten through Confirmation) who participate in a form of religious education. Nine (9) parishes have less than a 50% participation level among children and youth.
27. Thirteen (13) parishes had fewer than 20% of registered members who contributed to the Diocesan Catholic School special collection.
28. Indicator responses and summary comments indicate a wide-spread misunderstanding of the meaning of Christian Stewardship. Only one parish has a Stewardship Committee.
29. Fourteen (14) parishes need to use proceeds from special fund-raisers to meet regular operating expenses.
30. At least ten (10) parishes needed to use general operating funds to meet their parish DSA goals in at least one of the past five years (financial reports were not reviewed in four parishes).
31. The annual contribution per household has decreased in six (6) parishes.
32. Twelve (12) parishes have accepted the responsibility of maintaining at least one Catholic cemetery. One of these cemeteries may have sufficient investment income from the Perpetual Care Fund to finance the routine maintenance of that cemetery.

North Central Deanery

**Parish Self-Assessment Survey Results**

PARISH VALUES, MEMBERSHIP & MANAGEMENT	North Central Deanery			Diocese of Superior		
	MEAN*	MEDIAN**	MODE***	MEAN*	MEDIAN**	MODE***
PVMM-1: Parish Mission Statement	2.8	2.5	2	2.9	3	3
PVMM-2: The Office of Bishop	4.4	5	5	4.5	5	5
PVMM-3: The Office of Presbyter	4.3	4	4	4.3	4	5
PVMM-4: The Office of Deacon (Deacon in Parish)	2.6	4	0	2.8	4	0
PVMM-5: The Office of Deacon (No Deacon)	1.0	0	0	1.2	0	0
PVMM-6: Deacons in the Liturgy (Deacon in Parish)	2.8	5	5	2.7	4	5
PVMM-7: The Role of Lay Ministers	3.8	4.5	5	3.3	3	2
PVMM-8: Parish Devotional Practices	3.3	3	3	3.6	4	5
PVMM-9: Ecumenism and Relations	2.9	3	5	3.0	3	3
PVMM-10: Establishment and Support of Family Life	2.9	2.5	1	2.9	3	1
PVMM-11: Census	3.2	3.5	4	3.3	3	3
PVMM-12: New Parishioners	2.4	2.5	1	2.5	3	3
PVMM-13: Publicity	2.9	2.5	2	3.2	3	2
PVMM-14: Membership Growth	1.7	1	1	2.1	2	1
PVMM-15: Practicing Charity/Social Justice	3.3	2.5	2	3.4	4	2
PVMM-16: Right to and Respect for Life/Human Dignity	3.3	3	3	3.9	4	4
PVMM-17: Environmental Sustainability	3.2	3.5	4	3.1	4	4
PVMM-18: Lay Directors (Trustees)	3.3	3.5	5	3.3	3	4
PVMM-19: Pastoral Council	3.7	4	5	3.7	4	4
PVMM-20: Finance Council	2.8	2.5	2	3.3	4	4
PVMM-21: The Parish Priest/PLC/PD	3.5	3	5	3.9	4	5
PVMM-22: Staffing	2.9	3	3	3.2	3	3
<b>SECTION MEAN</b>	<b>3.0</b>			<b>3.2</b>		
<b>SECTION MEDIAN</b>		<b>3</b>			<b>3</b>	
<b>SECTION MODE</b>			<b>5</b>			<b>5</b>

\*MEAN - Mathematical Average of responses in this group of parishes

\*\*MEDIAN - Middle number, half of parishes' responses in this group were higher and half were lower

\*\*\*MODE - This number appeared most often in this group of parishes

North Central Deanery

PARISH LITURGY & SACRAMENTS	North Central Deanery			Diocese of Superior		
	MEAN*	MEDIAN**	MODE***	MEAN*	MEDIAN**	MODE***
LP-1: The Liturgy Committee	2.4	2	1	2.9	3	4
LP-2: The Celebration of the Triduum & Easter	3.3	3	3	3.9	4.5	5
LP-3: The Celebration of Advent & Christmas	3.8	4	5	4.2	5	5
LP-4: The Celebration of Lent	3.3	3	4	3.8	4	5
LP-5: The Celebration of Ordinary Time	3.0	2	2	3.9	5	5
LP-6: The Celebration of Funerals	3.7	4	4	3.8	4	4
LP-7: Liturgical Music	4.3	5	5	4.6	5	5
LP-8: Extraordinary Ministers of Holy Communion	3.1	3	2	3.3	4	4
LP-9: Readers	3.0	3	2	3.1	3	4
LP-10: Altar Servers	2.1	2	2	2.6	2	2
LP-11: Leaders of Prayer in the Absence of a Priest	3.2	2	2	3.4	3	5
LP-12: Liturgies of the Eucharist	4.1	4	5	4.3	4	4
LP-13: Sunday Celebration in the Absence of a Priest	3.9	4	5	4.4	5	5
LP-14: The Rite of Christian Initiation for Adults/Children	1.9	1.5	1	3.1	3	2
LP-15: The Sacrament of Baptism	3.7	4	4	3.8	4	4
LP-16: The Sacrament of Confirmation	3.2	3	3	3.4	4	4
LP-17: First Reception of Holy Communion	2.9	3	3	3.4	4	4
LP-18: Reception of the Sacrament of First Reconciliation	2.8	2.5	2	3.4	4	4
LP-19: Sacrament of Reconciliation	2.8	2	2	3.2	3	3
LP-20: Sacrament of the Anointing of the Sick	3.6	3.5	5	3.4	3	2
LP-21: Providing Holy Communion to the Sick and Homebound	4.1	5	5	4.4	5	5
LP-22: Preparation for the Sacrament of Matrimony	3.2	3	3	3.5	3	3
SECTION MEAN	3.2			3.6		
SECTION MEDIAN		3			4	
SECTION MODE			2			4

\*MEAN - Mathematical Average of responses in this group of parishes

\*\*MEDIAN - Middle number, half of parishes' responses in this group were higher and half were lower

\*\*\*MODE - This number appeared most often in this group of parishes

North Central Deanery

<b>CATHOLIC FAITH FORMATION</b>	<b>North Central Deanery</b>			<b>Diocese of Superior</b>		
	<b>MEAN*</b>	<b>MEDIAN**</b>	<b>MODE***</b>	<b>MEAN*</b>	<b>MEDIAN**</b>	<b>MODE***</b>
CFF-1: The Religious Education Committee	2.1	2	1	2.2	2	1
CFF-2: The Parish Catechetical Director/Coordinator	2.8	3	3	3.3	3	3
CFF-3: Religious Ed & Formation for Children/Youth	3.4	3	3	3.7	4	4
CFF-4: Parish Evangelization	1.7	2	2	2.0	2	2
CFF-5: Religious Formation for Adults	1.9	2	2	2.7	2	2
CFF-6: The Non-School Religious Ed Curriculum	3.1	3	4	3.8	4	4
CFF-7: Formation for Life-Long Living (Vocations)	2.0	2	2	2.3	2	3
CFF-8: Religious Ed for Persons w/Special Needs	1.6	1	1	2.4	2	1
CFF-9: Certification of Catechists	2.4	3	3	2.4	2	2
CFF-10: Selection of Religious Education Texts	2.8	3	3	3.4	3	4
CFF-11: Catechetical Planning	2.0	1.5	1	2.0	2	1
CFF-12: Evaluation of Program and Personnel	1.4	1	1	2.4	2	1
CFF-13: Implementation of the Charter	3.9	4	4	4.3	5	5
CFF-14: Student Class Size	2.4	2	3	3.1	3	5
CFF-15: Catechists and Facilities	3.6	3.5	5	4.1	5	5
CFF-16: Sufficiency of Participation	2.0	1	1	2.7	2.5	1
CFF-17: Catholic School Education	1.7	1	1	2.1	1	1
CFF-18: Financial Support for Catholic Schools	2.4	2	2	3.0	3	2
CFF-19: Catholic Herald	2.6	3	3	2.7	3	3
<b>SECTION MEAN</b>	<b>2.4</b>			<b>2.9</b>		
<b>SECTION MEDIAN</b>		<b>2</b>			<b>3</b>	
<b>SECTION MODE</b>			<b>1</b>			<b>3</b>

\*MEAN - Mathematical Average of responses in this group of parishes

\*\*MEDIAN - Middle number, half of parishes' responses in this group were higher and half were lower

\*\*\*MODE - This number appeared most often in this group of parishes



North Central Deanery

<b>STEWARDSHIP</b>	<b>North Central Deanery</b>			<b>Diocese of Superior</b>		
	<b>MEAN*</b>	<b>MEDIAN**</b>	<b>MODE***</b>	<b>MEAN*</b>	<b>MEDIAN**</b>	<b>MODE***</b>
STE-1: Stewardship of Time and Talent	2.2	2	2	2.7	2.5	2
STE-2: Financial Stewardship	2.3	2	2	2.7	3	2
STE-3: Parishioner Practice of Financial Stewardship	2.3	2	1	2.2	2	1
STE-4: Stewardship Contribution Levels	2.5	3	3	2.6	3	3
<b>SECTION MEAN</b>	<b>2.3</b>			<b>2.6</b>		
<b>SECTION MEDIAN</b>		<b>2</b>			<b>3</b>	
<b>SECTION MODE</b>			<b>2</b>			<b>3</b>

<b>PARISH FINANCES &amp; FACILITIES</b>	<b>North Central Deanery</b>			<b>Diocese of Superior</b>		
	<b>MEAN*</b>	<b>MEDIAN**</b>	<b>MODE***</b>	<b>MEAN*</b>	<b>MEDIAN**</b>	<b>MODE***</b>
PFF-1: Current Financial Status	3.4	3	2	3.6	4	5
PFF-2: Parish Debt	4.8	5	5	4.7	5	5
PFF-3: Parish Reserves	3.7	4	5	3.7	4	5
PFF-4: Financial Records	2.9	3	3	3.4	3	4
PFF-5: The Worship Space/Church	3.9	4	5	3.9	4	5
PFF-6: Social Hall	3.5	4	4	3.7	4	4
PFF-7: Maintenance of Buildings and Grounds	3.1	3	2	3.1	3	2
PFF-8: Parish Cemetery	1.9	2	3	2.0	2	0
PFF-9: Historical and Architectural Significance	1.3	0	0	0.9	0	0
<b>SECTION MEAN</b>	<b>3.2</b>			<b>3.2</b>		
<b>SECTION MEDIAN</b>		<b>3</b>			<b>3</b>	
<b>SECTION MODE</b>			<b>3</b>			<b>5</b>

\*MEAN - Mathematical Average of responses in this group of parishes

\*\*MEDIAN - Middle number, half of parishes' responses in this group were higher and half were lower

\*\*\*MODE - This number appeared most often in this group of parishes

North Central Deanery

**Census Data (2007-2011 Comparison)**

Parish #	Parish Name	Parish Locale	Total Catholics †		Adult Envelopes †		Mass Attendance‡	
			2007	2011	2007	2011	2007	2011
401	Our Lady of the Lake	Ashland	2620	2678	950	525	1476	1133
402	St. Mary of the Seven Dolors	Hurley	757	867	480	466	957	808
404	St. Louis	Washburn	460	465*	152	101*	393	333
406	Most Holy Rosary Church	Mellen	190	280	131	136	269	185
407	St. Mary's	Odanah	0**	30	22**	24	110	95
408	Holy Family	Bayfield	245	202	42	39	297	222
409	Most Precious Blood	Glidden	415***	223	147***	124	245	234
411	St. Francis Church	Red Cliff	585	573*	24	12*	93	84
413	St. Anne's	Saxon	110	111	47	43	106	103
414	St. Peter	Dauby	76	76	50	49	146	107
415	St. Anne Church	Sanborn	46	68	31	38	47	64
416	Ss. Peter and Paul	Moquah	39**	45	36**	32	65	120
419	St. Michael	Iron River	240	278	162	136	462	370
421	St. Florian	Ino	27	30	26	26	59	122
422	St. Anthony's Church	Highbridge	66	70	31	35	100	86
423	St. Ann	Cornucopia	84	79	24	24	132	103
425	St. Joseph	LaPointe	22	18	0	0	76	27
<b>TOTAL</b>			<b>5982</b>	<b>6093</b>	<b>2355</b>	<b>1810</b>	<b>5033</b>	<b>4196</b>

† All Data from SAQ Reports

‡ Total from July+October Mass Attendance Tally Sheets

\* Data from 2010 SAQ

\*\* Data from 2009 SAQ

\*\*\* Data from 2006 SAQ

Three-County Total Population		
Ashland, Bayfield, Iron Counties	2000	2011 (est)
<b>TOTAL</b>	<b>38,740</b>	<b>36,928</b>

\*Data from U.S. Census Bureau

North Central Deanery

**Sacramental Data (2007-2011 Comparison)**

***Baptism / Marriage / Funeral***

Parish #	Parish Name	Parish Locale	Baptisms †		Marriages †		Funerals †	
			2007	2011	2007	2011	2007	2011
401	Our Lady of the Lake	Ashland	38	25	14	9	40	52
402	St. Mary of the Seven Dolors	Hurley	22	15	7	2	47	34
404	St. Louis	Washburn	10	0	2	0	12	0
406	Most Holy Rosary Church	Mellen	3	7	1	0	5	12
407	St. Mary's	Odanah	0*	6	0*	0	10*	14
408	Holy Family	Bayfield	5	4	6	4	5	4
409	Most Precious Blood	Glidden	2**	3	1**	0	10**	7
411	St. Francis Church	Red Cliff	3	1	0	0	4	5
413	St. Anne's	Saxon	1	0	1	0	2	2
414	St. Peter	Dauby	0	0	0	0	3	0
415	St. Anne Church	Sanborn	0	1	1	0	0	1
416	Ss. Peter and Paul	Moquah	0*	0	0*	0	1*	1
419	St. Michael	Iron River	1	0	2	0	4	0
421	St. Florian	Ino	1	0	0	0	0	0
422	St. Anthony's Church	Highbridge	1	0	0	0	2	0
423	St. Ann	Cornucopia	0	0	0	0	0	2
425	St. Joseph	LaPointe	1	0	1	3	0	1
<b>TOTAL</b>			<b>88</b>	<b>62</b>	<b>36</b>	<b>18</b>	<b>145</b>	<b>135</b>

† All Data from SAQ Reports

\* Data from 2009 SAQ

\*\* Data from 2006 SAQ

North Central Deanery

**Sacramental Data (2007-2011 Comparison)**

***First Eucharist / Confirmation / Religious Education Enrollment***

Parish #	Parish Name	Parish Locale	First Eucharists †		Confirmations †		Religious Ed Enrollment †	
			2007	2011	2007	2011	2007	2011
401	Our Lady of the Lake	Ashland	28	19	16	18	182	140***
402	St. Mary of the Seven Dolors	Hurley	17	5	14	8	115	86
404	St. Louis	Washburn	16	0	7	0	34	45
406	Most Holy Rosary Church	Mellen	5	11	17	0	70	62
407	St. Mary's	Odanah	6*	3	0*	0	0	2
408	Holy Family	Bayfield	0	1	0	0	10	8
409	Most Precious Blood	Glidden	4**	0	0**	9	53	30
411	St. Francis Church	Red Cliff	3	0	0	0	31	0
413	St. Anne's	Saxon	2	0	0	0	11	25
414	St. Peter	Dauby	0	0	0	0	13	0
415	St. Anne Church	Sanborn	0	0	3	0	33	3
416	Ss. Peter and Paul	Moquah	3*	3	0*	2	29	17
419	St. Michael	Iron River	6	0	1	0	56	0
421	St. Florian	Ino	0	0	0	0	6	3
422	St. Anthony's Church	Highbridge	1	0	1	0	11 <sup>8</sup>	9
423	St. Ann	Cornucopia	0	0	0	0	0	0
425	St. Joseph	LaPointe	0	0	0	0	0	0
<b>TOTAL</b>			<b>91</b>	<b>42</b>	<b>59</b>	<b>37</b>	<b>654</b>	<b>430</b>

† All Data from SAQ Reports

\* Data from 2009 SAQ

\*\* Data from 2006 SAQ

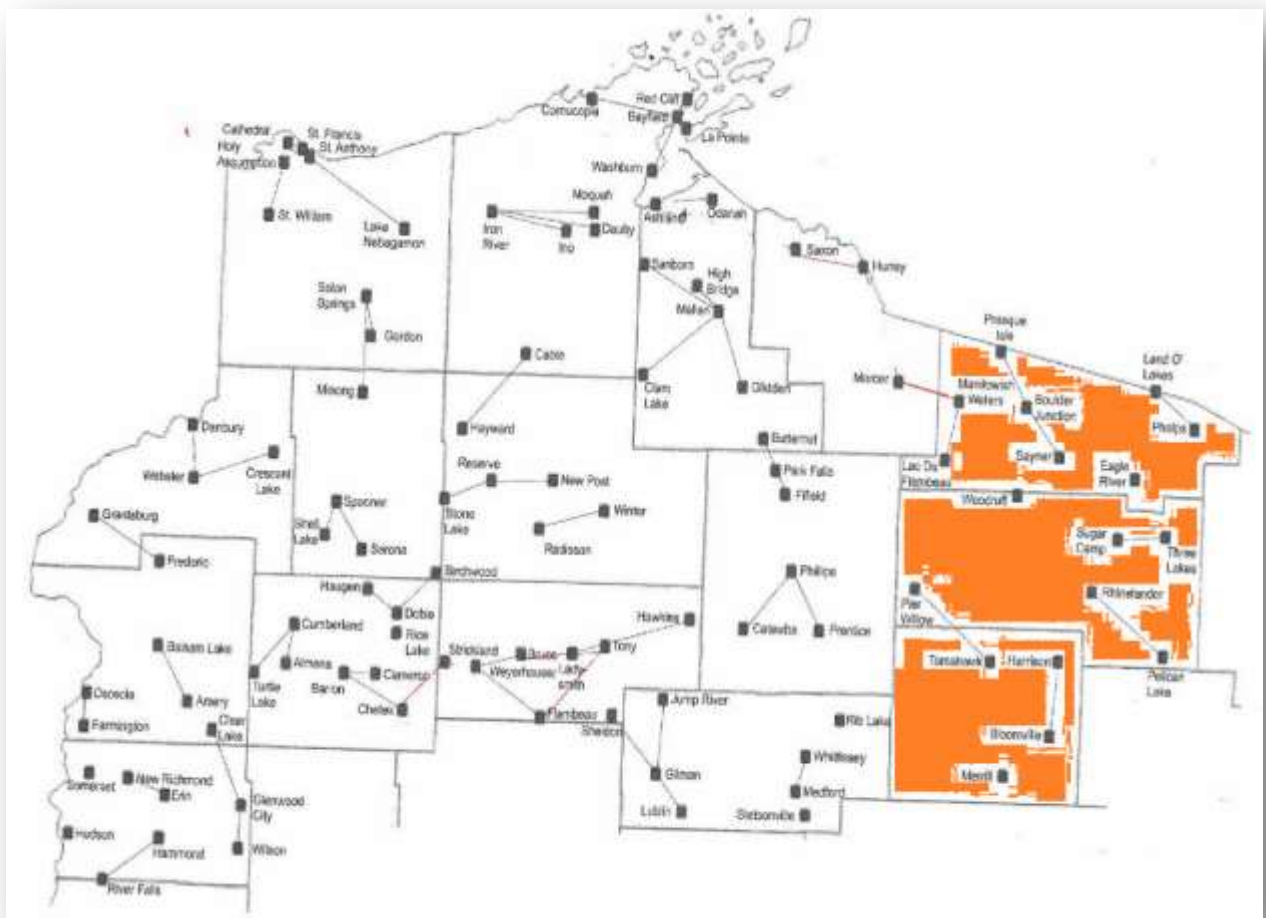
\*\*\* Data from 2010 SAQ

<sup>8</sup> Data from 2008 SAQ

## East Deanery

## PARISH SELF-ASSESSMENT OVERVIEW AND ANALYSIS

# 2012



## Deanery Overview – Worship Sites and Personnel

Eighteen (18) parishes are located within the geographic boundaries of the East Deanery. Three (3) parishes stand as single parish units. The remaining fifteen (15) parishes have been combined to form seven (7) clusters; all have cluster offices located within the boundaries of the East Deanery. One cluster includes a parish (Mercer) that is geographically located in the North Central Deanery. Nine (9) priests serve the nineteen (19) parishes whose parish/cluster offices are located within the geographic boundaries of the East Deanery. Five (5) priests serve as Pastors (one of these also serves as a Supervising Pastor), and four (4) serve as Parochial Administrators. Fifteen (15) permanent deacons reside within the boundaries of the East Deanery. Two (2) have officially retired. The remaining thirteen (13) deacons serve in a total of six (6) clusters and one stand-alone parish. A total of fourteen (14) parishes are served by permanent deacons.

Since the *Self-Assessment* responses are reported by cluster, the following analysis is based on the data and responses from all eighteen (18) parishes located within the East Deanery plus the parish geographically located in the North Central Deanery.

## Summary of Self-Assessment Responses

### ***Strengths – Pillars for Growth***

1. Widespread availability of monthly devotional practices.
2. Reported increase in the number of registered parish members although registered households have decreased.
3. Active participation by laity in Liturgies and parish ministries.
4. Wide-spread support for prolife activities and organizations.
5. The sacramental formation programs comply with diocesan policy in most parishes.
6. Concern for pastoral needs of sick and homebound shown by regular provision of Holy Communion to shut-ins.
7. Active involvement by the lay faithful in the development and maintenance of faith formation programs.
8. Most clusters have implemented an adult education program.
9. Prepaid subscriptions for the Catholic Herald provided to member households in most parishes.
10. Most parishes have minimal or no long-term debt.

### ***Possible Concerns – Suggest Further Exploration***

1. Declining receptions of Sacraments.
2. Declining Mass attendance.
3. Lack of support for marriage, family life and religious vocations.
4. Minimal follow-up support after reception of Sacraments: Baptism, Confirmation, First Eucharist, First Reconciliation, and Marriage.
5. RCIA program is underutilized and usually does not include Mystagogy.
6. Low level of participation by youth in the faith formation process, small class sizes and multiple grades per class.
7. Few parishes have implemented programs to reach (evangelize) the un-churched.
8. Lack of appreciation for membership in and responsibility to the diocesan and universal Church.
9. A misunderstanding of Christian Stewardship.

## Detailed Review of Self-Assessment Responses

### *Responses Indicating Strengths*

1. Eleven (11) parishes have at least one Commissioned Lay Outreach Minister.
2. Twelve (12) parishes, at least one parish in each cluster, offer monthly devotional practices.
3. Fifteen (15) parishes regularly update census information.
4. Nine (9) parishes have a current pictorial directory. Fifteen (15) parishes have a procedure to welcome new members.
5. Twelve (12) parishes assist the poor on a regular basis; all parishes support the poor at some level.
6. All (19) parishes support the right to life. Six (6) parishes have a “Right to Life” committee.
7. Fourteen (14) parishes have Pastoral Councils that comply with diocesan guidelines.
8. Fourteen (14) parishes have Finance Councils that comply with diocesan guidelines.
9. Twelve (12) parishes have a Liturgy Committees that meets regularly.
10. Fifteen (15) parishes plan liturgies to reflect the theme and purpose of each Liturgical Season: Advent, Christmas, Lent, Easter, and Ordinary Time.
11. Sixteen (16) parishes have an active music ministry which includes appropriate hymns and singing the Responsorial Psalm during Sunday and Holy Day Liturgies.
12. All nineteen (19) parishes have at least one deacon or Lay Leader of Prayer who is qualified to lead a “Sunday Celebration in the Absence of a Priest”.
13. The Sacrament of the Anointing of the Sick is offered as a communal celebration in seven parishes (six clusters).
14. Seventeen (17) parishes deliver Holy Communion to the sick and home-bound at least bi-weekly.
15. Nine parishes have a Religious Education Committee that meets regularly.
16. Sixteen (16) parishes have a Parish Catechetical Leader who has met diocesan qualifications for Catechetical Certification. Twelve (12) parishes have a Parish Catechetical Leader who has met diocesan qualifications for Advanced Catechetical Certification.
17. Only one parish reported that their catechetical and/or sacramental formation programs do not comply completely with diocesan policy. One parish does not have a catechetical formation program. Ten (10) parishes offer opportunities for parish youth to participate in a youth ministry program.
18. Only one cluster has not implemented a formal, planned program for the religious education of adults.
19. In thirteen (13) parishes, the curriculum meets diocesan guidelines and catechists are provided with curriculum components specific for their grade. Six (6) parishes provide parents with the curriculum components specific for their child.
20. Nine (9) parishes have a comprehensive plan for a religious education program that includes children, youth, and adults; one parish incorporates the guidelines found in the *National Directory for Catechesis*. Ten (10) parishes evaluate the program and personnel annually.
21. Only one parish reports that it is not in complete compliance with diocesan *Charter for the Protection of Children and Young People* guidelines which include appropriate documentation at the parish and diocesan levels. One parish does not have a youth RE program.



22. Fifteen (15) parishes provide a prepaid subscription for the Catholic Herald to the households of registered parish members.
23. Four (4) parishes had over 40% of registered members who contributed to the Diocesan Catholic School special collection.
24. All parishes report that they are current on their liabilities. *The status of parish DSA liability was not verified in the diocesan response.*
25. Fifteen (15) parishes have no long-term debt or their debt does not interfere with the mission of the parish.
26. Eight (8) parishes report holding unrestricted cash reserves greater than 50% of the previous year's operating budget.

### ***Responses Suggesting Further Investigation***

1. Only nine (9) parishes have on-going relationships with other Christian and non-Christian faith groups in their communities. Three (3) parishes do not have any relationship with other faith groups.
2. Seven (7) parishes offer little or no support for families and family life.
3. The overall population in the counties comprising the East Deanery has declined slightly (<2%) in the past ten years. The reported total registered Catholic membership in the deanery has increased slightly (<1%) in the past five years. Three (3) parishes reported a significant increase (>10%) in registered membership; eight (8) parishes reported a significant decrease (>10%) in registered membership. One parish reported a significant increase (>10%) in the number of registered households; eleven (11) parishes reported a significant decrease (>10%) in the household numbers.
4. Total Mass attendance in the deanery has decreased about 8%; only one parish reported a significant increase (>10%) in Mass attendance over the past five years.
5. Only twelve (12) parishes have trustees who are fulfilling their roles as described in the “Revised Corporate By-Laws”.
6. Five (5) parishes utilize the RCIA program, have trained team members, and include the appropriate rites in Sunday Liturgies; only two parishes include Mystagogy in the program.
7. Five (5) parishes offer follow-up support for recipients and their families after the reception of one or more of the following Sacraments: Baptism, Confirmation, First Eucharist, and First Reconciliation; one parish offers follow-up support for all four sacraments.
8. Two (2) parishes offer follow-up support for the newly married.
9. Eight (8) parishes promote reception of the Sacrament of Reconciliation with Rite II and have at least 30% of members who receive the sacrament at least annually.
10. Only four (4) parishes have a plan to reach out to and evangelize the un-churched in their communities.
11. Only one parish has a committee dedicated to the promotion of religious vocations. No parish offers individual guidance for individuals who are discerning a religious vocation.
12. Only four (4) parishes offer a religious education program that is designed to accommodate special needs students and also provide training for catechists who are instructing these students.
13. Only six (6) parishes have at least 60% of catechists who are certified with all catechists working to achieve the next level of certification.
14. Twelve (12) parishes have fewer than four students in at least three grades in their religious education program.
15. Thirteen (13) parishes have less than 85% of registered youth (kindergarten through Confirmation) who participate in a parish-supported religious education program. Seven (7) parishes have less than a 50% participation level among children and youth.
16. Nine (9) parishes had fewer than 20% of registered members who contributed to the Diocesan Catholic School special collection.
17. Indicator responses and summary comments indicate a wide-spread misunderstanding of the meaning of Christian Stewardship. Only two (2) parishes have a Stewardship Committee.
18. At least fourteen (14) parishes need to use proceeds from special fund-raisers to meet regular operating expenses.
19. At least sixteen (16) parishes needed to use general operating funds to meet their parish DSA goals in one or more of the past five years (financial reports were not reviewed in two parishes).

20. The annual contribution per household has decreased in ten (10) parishes.
21. Eleven (11) parishes have accepted the responsibility of maintaining at least one Catholic cemetery.  
None of these cemeteries has sufficient investment income from the Cemetery Perpetual Care Fund to finance the routine maintenance of that cemetery.

## Parish Self-Assessment Survey Results

PARISH VALUES, MEMBERSHIP & MANAGEMENT	East Deanery			Diocese of Superior		
	MEAN*	MEDIAN**	MODE***	MEAN*	MEDIAN**	MODE***
PVMM-1: Parish Mission Statement	3.3	3	2	2.9	3	3
PVMM-2: The Office of Bishop	4.9	5	5	4.5	5	5
PVMM-3: The Office of Presbyter	4.3	4	4	4.3	4	5
PVMM-4: The Office of Deacon (Deacon in Parish)	2.8	4	0	2.8	4	0
PVMM-5: The Office of Deacon (No Deacon)	1.1	0	0	1.2	0	0
PVMM-6: Deacons in the Liturgy (Deacon in Parish)	2.7	4	5	2.7	4	5
PVMM-7: The Role of Lay Ministers	3.2	3	2	3.3	3	2
PVMM-8: Parish Devotional Practices	3.6	5	5	3.6	4	5
PVMM-9: Ecumenism and Relations	2.5	2	3	3.0	3	3
PVMM-10: Establishment and Support of Family Life	2.9	3	1	2.9	3	1
PVMM-11: Census	3.6	4	4	3.3	3	3
PVMM-12: New Parishioners	2.6	2	2	2.5	3	3
PVMM-13: Publicity	3.4	3	4	3.2	3	2
PVMM-14: Membership Growth	2.3	3	3	2.1	2	1
PVMM-15: Practicing Charity/Social Justice	3.4	4	4	3.4	4	2
PVMM-16: Right to and Respect for Life/Human Dignity	4.2	4	4	3.9	4	4
PVMM-17: Environmental Sustainability	3.0	3	4	3.1	4	4
PVMM-18: Lay Directors (Trustees)	3.5	4	4	3.3	3	4
PVMM-19: Pastoral Council	3.6	4	4	3.7	4	4
PVMM-20: Finance Council	3.5	4	4	3.3	4	4
PVMM-21: The Parish Priest/PLC/PD	3.6	3	3	3.9	4	5
PVMM-22: Staffing	3.2	3	3	3.2	3	3
SECTION MEAN	3.2			3.2		
SECTION MEDIAN		4			3	
SECTION MODE			4			5

\*MEAN - Mathematical Average of responses in this group of parishes

\*\*MEDIAN - Middle number, half of parishes' responses in this group were higher and half were lower

\*\*\*MODE - This number appeared most often in this group of parishes

East Deanery

PARISH LITURGY & SACRAMENTS	East Deanery				Diocese of Superior		
	MEAN*	MEDIAN**	MODE***		MEAN*	MEDIAN**	MODE***
LP-1: The Liturgy Committee	2.8	3	1		2.9	3	4
LP-2: The Celebration of the Triduum & Easter	4.1	5	5		3.9	4.5	5
LP-3: The Celebration of Advent & Christmas	4.1	5	5		4.2	5	5
LP-4: The Celebration of Lent	3.9	4	5		3.8	4	5
LP-5: The Celebration of Ordinary Time	4.0	5	5		3.9	5	5
LP-6: The Celebration of Funerals	3.8	4	4		3.8	4	4
LP-7: Liturgical Music	4.6	5	5		4.6	5	5
LP-8: Extraordinary Ministers of Holy Communion	3.8	4	4		3.3	4	4
LP-9: Readers	3.3	4	4		3.1	3	4
LP-10: Altar Servers	2.6	2	2		2.6	2	2
LP-11: Leaders of Prayer in the Absence of a Priest	3.6	4	5		3.4	3	5
LP-12: Liturgies of the Eucharist	4.3	4	4		4.3	4	4
LP-13: Sunday Celebration in the Absence of a Priest	4.1	4	5		4.4	5	5
LP-14: The Rite of Christian Initiation for Adults/Children	2.5	2	2		3.1	3	2
LP-15: The Sacrament of Baptism	3.9	4	4		3.8	4	4
LP-16: The Sacrament of Confirmation	3.0	3	1		3.4	4	4
LP-17: First Reception of Holy Communion	3.5	4	4		3.4	4	4
LP-18: Reception of the Sacrament of First Reconciliation	3.5	4	4		3.4	4	4
LP-19: Sacrament of Reconciliation	3.2	3	4		3.2	3	3
LP-20: Sacrament of the Anointing of the Sick	3.5	3	3		3.4	3	2
LP-21: Providing Holy Communion to the Sick and Homebound	4.5	5	5		4.4	5	5
LP-22: Preparation for the Sacrament of Matrimony	3.7	4	4		3.5	3	3
SECTION MEAN	3.9				3.6		
SECTION MEDIAN		4				4	
SECTION MODE			5				4

\*MEAN - Mathematical Average of responses in this group of parishes

\*\*MEDIAN - Middle number, half of parishes' responses in this group were higher and half were lower

\*\*\*MODE - This number appeared most often in this group of parishes

East Deanery

<b>CATHOLIC FAITH FORMATION</b>	<b>East Deanery</b>				<b>Diocese of Superior</b>		
	<b>MEAN*</b>	<b>MEDIAN**</b>	<b>MODE***</b>		<b>MEAN*</b>	<b>MEDIAN**</b>	<b>MODE***</b>
CFF-1: The Religious Education Committee	2.3	2	1		2.2	2	1
CFF-2: The Parish Catechetical Director/Coordinator	3.6	4	4		3.3	3	3
CFF-3: Religious Ed & Formation for Children/Youth	3.5	4	4		3.7	4	4
CFF-4: Parish Evangelization	2.1	2	2		2.0	2	2
CFF-5: Religious Formation for Adults	2.8	3	2		2.7	2	2
CFF-6: The Non-School Religious Ed Curriculum	3.8	4	4		3.8	4	4
CFF-7: Formation for Life-Long Living (Vocations)	2.1	2	2		2.3	2	3
CFF-8: Religious Ed for Persons w/Special Needs	2.5	2	1		2.4	2	1
CFF-9: Certification of Catechists	2.2	2	2		2.4	2	2
CFF-10: Selection of Religious Education Texts	3.5	3	3		3.4	3	4
CFF-11: Catechetical Planning	1.7	1	1		2.0	2	1
CFF-12: Evaluation of Program and Personnel	2.6	3	1		2.4	2	1
CFF-13: Implementation of the Charter	4.3	5	5		4.3	5	5
CFF-14: Student Class Size	2.8	3	1		3.1	3	5
CFF-15: Catechists and Facilities	3.5	3	5		4.1	5	5
CFF-16: Sufficiency of Participation	2.6	3	1		2.7	2.5	1
CFF-17: Catholic School Education	1.9	1	1		2.1	1	1
CFF-18: Financial Support for Catholic Schools	3.5	4	3		3.0	3	2
CFF-19: Catholic Herald	2.7	3	3		2.7	3	3
<b>SECTION MEAN</b>	<b>2.8</b>				<b>2.9</b>		
<b>SECTION MEDIAN</b>		<b>3</b>				<b>3</b>	
<b>SECTION MODE</b>			<b>3</b>				<b>3</b>

\*MEAN - Mathematical Average of responses in this group of parishes

\*\*MEDIAN - Middle number, half of parishes' responses in this group were higher and half were lower

\*\*\*MODE - This number appeared most often in this group of parishes

East Deanery

<b>STEWARDSHIP</b>	<b>East Deanery</b>				<b>Diocese of Superior</b>		
	<b>MEAN*</b>	<b>MEDIAN**</b>	<b>MODE***</b>		<b>MEAN*</b>	<b>MEDIAN**</b>	<b>MODE***</b>
STE-1: Stewardship of Time and Talent	2.7	3	2		2.7	2.5	2
STE-2: Financial Stewardship	2.7	3	2		2.7	3	2
STE-3: Parishioner Practice of Financial Stewardship	1.7	1	1		2.2	2	1
STE-4: Stewardship Contribution Levels	2.5	2	2		2.6	3	3
<b>SECTION MEAN</b>	<b>2.4</b>				<b>2.6</b>		
<b>SECTION MEDIAN</b>		<b>2</b>				<b>3</b>	
<b>SECTION MODE</b>			<b>2</b>				<b>3</b>

<b>PARISH FINANCES &amp; FACILITIES</b>	<b>East Deanery</b>				<b>Diocese of Superior</b>		
	<b>MEAN*</b>	<b>MEDIAN**</b>	<b>MODE***</b>		<b>MEAN*</b>	<b>MEDIAN**</b>	<b>MODE***</b>
PFF-1: Current Financial Status	3.6	3	3		3.6	4	5
PFF-2: Parish Debt	4.6	5	5		4.7	5	5
PFF-3: Parish Reserves	3.8	4	5		3.7	4	5
PFF-4: Financial Records	3.7	4	3		3.4	3	4
PFF-5: The Worship Space/Church	4.0	4	4		3.9	4	5
PFF-6: Social Hall	3.5	4	4		3.7	4	4
PFF-7: Maintenance of Buildings and Grounds	3.2	3	2		3.1	3	2
PFF-8: Parish Cemetery	1.6	1	0		2.0	2	0
PFF-9: Historical and Architectural Significance	0.3	0	0		0.9	0	0
<b>SECTION MEAN</b>	<b>3.1</b>				<b>3.2</b>		
<b>SECTION MEDIAN</b>		<b>3</b>				<b>3</b>	
<b>SECTION MODE</b>			<b>3</b>				<b>5</b>

\*MEAN - Mathematical Average of responses in this group of parishes

\*\*MEDIAN - Middle number, half of parishes' responses in this group were higher and half were lower

\*\*\*MODE - This number appeared most often in this group of parishes

**Census Data (2007-2011 Comparison)**

Parish #	Parish Name	Parish Locale	Total Catholics †		Adult Envelopes †		Mass Attendance‡	
			2007	2011	2007	2011	2007	2011
502	St. Mary's	Tomahawk	2525	2006	610	485	2129	1718
504	St. Francis Xavier	Merrill	1395*	2542	1025	985	1333	1296
505	St. Peter the Fisherman	Eagle River	1057	772	309	246	1618	1358
508	St Anthony of Padua	Lac du Flambeau	316	202	171	123	800	539
510	St. Kunegunda of Poland	Sugar Camp	669	689	192	168	717	543
511	St. Albert	Land O'Lakes	284	256	104	92	569	498
512	St. Theresa	Three Lakes	874	882	245	230	1897	1660
513	St. John Baptist	Bloomville	410	415	130	133	277	239
514	St. Augustine	Harrison	278	331	96	102	270	190
515	St. Mary Church	Sayner	405	338	156	115	869	748
516	St. Anne	Boulder Junction	172	159	85	65	458	552
517	St. Mary	Phelps	217	188	82	71	415	412
518	Our Lady Queen of Peace	Manitowish Waters	126	120	56	69	371	435
519	St. Rita	Presque Isle	143	118	50	43	353	247
522	St. Francis of Assisi	Pier Willow	49	44	26	24	155	127
523	St. John	Pelican Lake	148	145	85	70	379	235
549	Nativity of Our Lord Parish	Rhinelanders	3978	3876	1862	1541	2513	2437
550	Holy Family	Woodruff	2872	2887	1467	1305	5439	5753
410	St. Isaac Jogues & Companions <sup>n</sup>	Mercer <sup>n</sup>	277	346	120	114	120	114
<b>TOTAL</b>			<b>16195</b>	<b>16316</b>	<b>6871</b>	<b>5981</b>	<b>20682</b>	<b>19101</b>

† All Data from SAQ Reports

‡ Total from July+October Mass Attendance Tally Sheets

\* From 2010 SAQ

<sup>n</sup> Parish geographically located in the North Central Deanery

Three-County Total Population		
Lincoln, Oneida, Vilas Counties	2000	2011 (est)
<b>TOTAL</b>	<b>87,450</b>	<b>86,074</b>



### Sacramental Data (2007-2011 Comparison)

#### Baptism / Marriage / Funeral

Parish #	Parish Name	Parish Locale	Baptisms †		Marriages †		Funerals †	
			2007	2011	2007	2011	2007	2011
502	St. Mary's	Tomahawk	25	15	6	7	39	46
504	St. Francis Xavier	Merrill	21	22	9	3	24	29
505	St. Peter the Fisherman	Eagle River	5	3	2	2	12	13
508	St Anthony of Padua	Lac du Flambeau	7	0	4	1	8	13
510	St. Kunegunda of Poland	Sugar Camp	19	7	4	3	7	4
511	St. Albert	Land O'Lakes	3	2	1	0	2	6
512	St. Theresa	Three Lakes	13	6	1	3	15	15
513	St. John Baptist	Bloomville	4	3	1	1	3	1
514	St. Augustine	Harrison	8	3	4	2	5	3
515	St. Mary Church	Sayner	6	2	2	0	5	3
516	St. Anne	Boulder Junction	2	2	0	0	2	1
517	St. Mary	Phelps	0	0	0	0	0	3
518	Our Lady Queen of Peace	Manitowish Waters	1	7	0	1	4	4
519	St. Rita	Presque Isle	1	2	0	0	0	0
522	St. Francis of Assisi	Pier Willow	0	0	0	0	0	0
523	St. John	Pelican Lake	0	3	2	0	3	4
549	Nativity of Our Lord Parish	Rhineland	48	44*	16	7*	70	69*
550	Holy Family	Woodruff	32	28	15	15	39	21
410	St. Isaac Jogues & Companions <sup>N</sup>	Mercer <sup>N</sup>	3	1	1	0	7	9
<b>TOTAL</b>			<b>198</b>	<b>150</b>	<b>68</b>	<b>45</b>	<b>245</b>	<b>244</b>

† All Data from SAQ Reports

\* From 2010 SAQ

<sup>N</sup> Parish geographically located in the North Central Deanery

## Sacramental Data (2007-2011 Comparison)

### *First Eucharist / Confirmation / Religious Education Enrollment*

Parish #	Parish Name	Parish Locale	First Eucharist †		Confirmation †		Rel Ed Attendance†	
			2007	2011	2007	2011	2007	2011
502	St. Mary's	Tomahawk	17	21	18	18*	144	104
504	St. Francis Xavier	Merrill	29	25	35	11	269	153
505	St. Peter the Fisherman	Eagle River	7	7	5	7	90	82
508	St Anthony of Padua	Lac du Flambeau	5	0	0	0	14	9
510	St. Kunegunda of Poland	Sugar Camp	0	8	0	3	78	64
511	St. Albert	Land O'Lakes	6	3	9	0	36	21
512	St. Theresa	Three Lakes	13	6	0	6	88	72
513	St. John Baptist	Bloomville	0	4	11	9	43	33
514	St. Augustine	Harrison	5	2	5	17	33	21
515	St. Mary Church	Sayner	5	2	10	3	32	20
516	St. Anne	Boulder Junction	3	2	0	2	14	9
517	St. Mary	Phelps	2	0	3	0	21	17
518	Our Lady Queen of Peace	Manitowish Waters	0	11	0	8	0	33
519	St. Rita	Presque Isle	1	0	0	1	4	2
522	St. Francis of Assisi	Pier Willow	0	0	0	0	0	0
523	St. John	Pelican Lake	2	0	0	2	11	10
549	Nativity of Our Lord Parish	Rhineland	48	52*	33	48*	268	175
550	Holy Family	Woodruff	18	21	48 <sup>8</sup>	22	359	228
410	St. Isaac Jogues & Companions <sup>n</sup>	Mercer <sup>n</sup>	4	0	6	0	31	0
<b>TOTAL</b>			<b>165</b>	<b>164</b>	<b>135</b>	<b>157</b>	<b>1535</b>	<b>1053</b>

† All Data from SAQ Reports

\* Data from 2010 SAQ

<sup>8</sup> Data from 2008 SAQ<sup>n</sup> Parish geographically located in the North Central Deanery