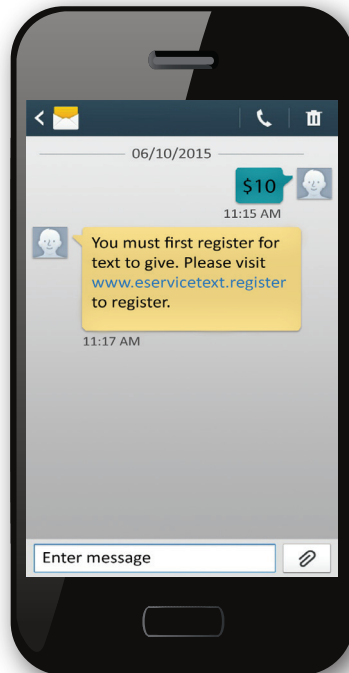


Give by Text Quick Guide

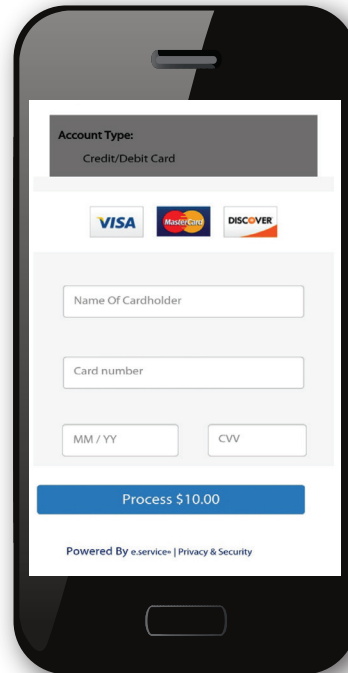
Give by Text # for

1) Get Started



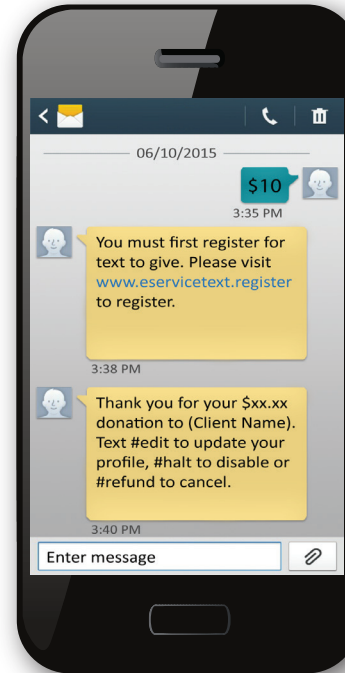
Enter your 10-digit Give by Text number and the amount you wish to donate. Make sure to use the dollar sign before the amount.

2) Register



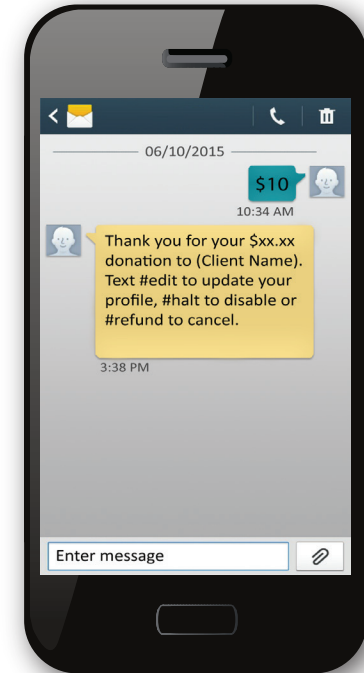
You will receive a registration link. Click the link and enter your contact and payment information. Click "Process."

3) Give



After registration is complete, you will receive a verification by text as well as a receipt via email.

4) Repeat



For future giving, simply send a text with the amount you wish to give and it will process automatically.

Bulletin Insert

You can now make a contribution to _____ with a quick text message!

Simply send a text to _____ with the amount you would like to contribute. Make sure to include the dollar sign before the amount.

Example: \$25. Within a few minutes, you'll be sent a text with a link to register. Click on the link and enter your cardholder name and credit or debit card information. Once your registration is complete, you will receive a text verification and a receipt via email. For future giving, simply send a text with the amount you wish to give, and it will process automatically!