

Summer Reading Project for New 1st Graders

Reading with your child daily is the very best thing you can do to help them succeed in First Grade! Please choose 10 books from the following authors to read to or with your child. I have listed some titles, but you can choose any of that author's books. Write down the title and author of the books read on the attached log. Have your child choose two of the books to read, then draw and color a picture about the story. The title of the book should be written on the picture. Return the reading log and picture on the first day of school.

Please consider attending the Summer Reading Club activities at your local library. The Irving Public Library has a special program for children who are not yet in second grade.

Recommended Authors

Stan and Jan Berenstain (*The Spooky Old Tree, The Big Honey Hunt*)

Margaret Wise Brown (*Goodnight Moon, The Runaway Bunny*)

Kevin Henkes (*Owen, Chrysanthemum, Lilly's Purple Plastic Purse*)

Cynthia Rylant (*Henry and Mudge*)

Dr. Seuss (*Green Eggs and Ham, The Cat in the Hat*)

P. D. Eastman (*Are You My Mother?*)

Ezra Jack Keats (*The Snowy Day*)

Ruth Heller (*The Reason for a Flower*)

Syd Hoff (*Danny and the Dinosaur*)

Steven Kellogg (*The Mysterious Tadpole*)

David Weisner (*Tuesday, The Three Pigs*)

Eric Carle (*The Very Hungry Caterpillar*)

Mo Willems (*Don't Let the Pigeon Drive the Bus*)

Mercer Mayer (*When I Get Bigger, Just Grandma and Me*)

Arnold Lobel (*Frog and Toad*)

Nancy Shaw (*Sheep in a Jeep*)

Jane Yolen (*Owl Moon, Welcome to the Green House*)

Mark Teague (*How I Spent My Summer Vacation*)

Name _____

Summer Reading


The Books I Read or Listened To

| <u>Title</u> | <u>Author</u> |
|--------------|---------------|
| 1. _____ | _____ |
| 2. _____ | _____ |
| 3. _____ | _____ |
| 4. _____ | _____ |
| 5. _____ | _____ |
| 6. _____ | _____ |
| 7. _____ | _____ |
| 8. _____ | _____ |
| 9. _____ | _____ |
| 10. _____ | _____ |

My favorite book was _____

My Summer Learning Packet

Getting ready for 1st grade!



© Annie Moffatt @ The Moffatt Girls 2015

*Practice reading and spelling with your child, make flash cards.




High Frequency Words 1-100

| | | | | |
|------|------|-------|--------|-------|
| the | at | there | some | my |
| of | be | use | her | than |
| and | this | an | would | first |
| a | have | each | make | water |
| to | from | which | like | been |
| in | or | she | him | call |
| is | one | do | into | who |
| you | had | how | time | am |
| that | by | their | has | now |
| it | word | if | look | find |
| he | but | will | two | long |
| was | not | up | more | down |
| for | what | other | write | day |
| on | all | about | go | did |
| are | were | out | see | get |
| as | we | many | number | come |
| with | when | then | no | made |
| his | your | them | way | may |
| they | can | these | could | part |
| I | said | so | people | over |

Name: _____

Roll, Add and Color

Directions: Roll 3 dice, add them up and color the picture.



Name: _____

Roll, Add and Color

Directions: Roll 3 dice, add them up and color the picture.



Name: _____

Buckets of Crabs



Directions: Look at the number on each bucket.
Use the chart to make a new number.



| | |
|----------|--|
| 1 more | |
| 1 less | |
| 10 more | |
| 10 less | |
| 100 more | |



| | |
|----------|--|
| 1 more | |
| 1 less | |
| 10 more | |
| 10 less | |
| 100 more | |



| | |
|----------|--|
| 1 more | |
| 1 less | |
| 10 more | |
| 10 less | |
| 100 more | |



| | |
|----------|--|
| 1 more | |
| 1 less | |
| 10 more | |
| 10 less | |
| 100 more | |



| | |
|----------|--|
| 1 more | |
| 1 less | |
| 10 more | |
| 10 less | |
| 100 more | |




| | |
|----------|--|
| 1 more | |
| 1 less | |
| 10 more | |
| 10 less | |
| 100 more | |

Name _____

Summer TIME Learning!

Directions: Use a paperclip and pencil to spin a time. Color the clock that matches the time on the spinner!




Name _____



Summer Sentences

Directions: Fix each sentence and rewrite it in your best handwriting. Remember to start with a capital letter and end with the correct punctuation.



1. i like summer

2. do you like to eat popsicles when it is hot

3. we go camping during summer vacation

4. it is too hot to go outside

5. did you build a sandcastle today

6. i caught a fish

Name _____

Long Vowel Sounds

(Long a Sounds)



Directions: Look at the picture in each box. Write the letters that make up the word in the sound boxes. Write a sentence using the word.



| | | | |
|--|--|--|--|
| | | | |
| | | | |



| | | | | |
|--|--|--|--|--|
| | | | | |
| | | | | |



| | | | |
|--|--|--|--|
| | | | |
| | | | |



| | | | | |
|--|--|--|--|--|
| | | | | |
| | | | | |



| | | | |
|--|--|--|--|
| | | | |
| | | | |



| | | | |
|--|--|--|--|
| | | | |
| | | | |

Name _____

Long Vowel Sounds

(Long a Sounds)

Directions: Look at the picture in each box. Write the letters that make up the word in the sound boxes. Write a sentence using the word.



| | | | | |
|--|--|--|--|--|
| | | | | |
| | | | | |



| | | | | |
|--|--|--|--|--|
| | | | | |
| | | | | |



| | | | |
|--|--|--|--|
| | | | |
| | | | |



| | | | | |
|--|--|--|--|--|
| | | | | |
| | | | | |



| | | | |
|--|--|--|--|
| | | | |
| | | | |



| | | | |
|--|--|--|--|
| | | | |
| | | | |

Name _____

17

Long Vowel Sounds

(Long e Sounds)



Directions: Look at the picture in each box. Write the letters that make up the word in the sound boxes. Write a sentence using the word.



| | | | | |
|--|--|--|--|--|
| | | | | |
|--|--|--|--|--|



| | | | |
|--|--|--|--|
| | | | |
|--|--|--|--|



| | | |
|--|--|--|
| | | |
|--|--|--|



| | | | | | |
|--|--|--|--|--|--|
| | | | | | |
|--|--|--|--|--|--|



| | | | | | |
|--|--|--|--|--|--|
| | | | | | |
|--|--|--|--|--|--|



| | | | | |
|--|--|--|--|--|
| | | | | |
|--|--|--|--|--|

Name _____

Long Vowel Sounds

(Long i Sounds)



Directions: Look at the picture in each box. Write the letters that make up the word in the sound boxes. Write a sentence using the word.




| | | | |
|--|--|--|--|
| | | | |
| | | | |



| | | |
|--|--|--|
| | | |
| | | |



| | | | |
|--|--|--|--|
| | | | |
| | | | |



| | | |
|--|--|--|
| | | |
| | | |



| | | |
|--|--|--|
| | | |
| | | |



| | | |
|--|--|--|
| | | |
| | | |

Name _____

19

Long Vowel Sounds

(Long o Sounds)



Directions: Look at the picture in each box. Write the letters that make up the word in the sound boxes. Write a sentence using the word.



| | | | |
|--|--|--|--|
| | | | |
|--|--|--|--|



| | | | |
|--|--|--|--|
| | | | |
|--|--|--|--|



| | | |
|--|--|--|
| | | |
|--|--|--|



| | | |
|--|--|--|
| | | |
|--|--|--|



| | | |
|--|--|--|
| | | |
|--|--|--|



| | | | |
|--|--|--|--|
| | | | |
|--|--|--|--|

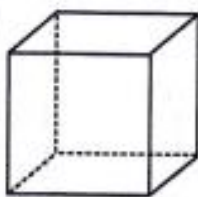
Name _____

Long Vowel Sounds

(Long u Sounds)



Directions: Look at the picture in each box. Write the letters that make up the word in the sound boxes. Write a sentence using the word.




| | | | | |
|--|--|--|--|--|
| | | | | |
|--|--|--|--|--|



| | | | | |
|--|--|--|--|--|
| | | | | |
|--|--|--|--|--|



| | | | | |
|--|--|--|--|--|
| | | | | |
|--|--|--|--|--|



| | | | | |
|--|--|--|--|--|
| | | | | |
|--|--|--|--|--|

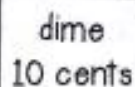
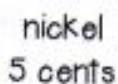
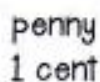


| | | | | |
|--|--|--|--|--|
| | | | | |
|--|--|--|--|--|



| | | | | |
|--|--|--|--|--|
| | | | | |
|--|--|--|--|--|

Name _____



Count On!

Directions: Look at the coins in each row. Write the total amount for the coins as you count on. The first one has been started for you.



12

Total

_____¢



Total

_____c



Total



Total

_____C



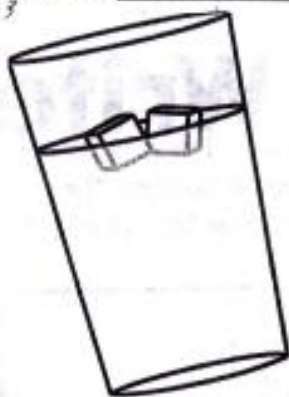
Total



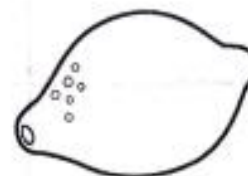
Total

Name _____

23



Let's Sell Lemonade



| Day of the week | # of cups |
|-----------------|-----------|
| Sunday | 6 |
| Monday | 5 |
| Tuesday | 7 |
| Wednesday | 8 |
| Thursday | 12 |
| Friday | 9 |
| Saturday | 4 |

Directions: Use the Chart to answer the questions below.

1. What two days did the twins sell the most lemonade?

2. What two days did the twins sell the least cups of lemonade?

3. In all, how many cups of lemonade did they sell on Wednesday and Friday?

4. In all, how many cups of lemonade did they sell Sunday, Monday and Saturday?

5. How many more cups of lemonade did they sell on Thursday than Tuesday?

6. How many more cups of lemonade did they sell on Wednesday than Sunday?

Name _____

Adding and Subtracting


Directions: Solve each set of problems by adding or subtracting. Use the number at the top to add or subtract the remaining numbers.




| | |
|----|----|
| 5 | + |
| 6 | 11 |
| 5 | 10 |
| 10 | |
| 9 | |
| 7 | |
| 4 | |
| 6 | |

| | |
|---|---|
| 8 | - |
| 6 | |
| 7 | |
| 5 | |
| 1 | |
| 2 | |
| 8 | |
| 3 | |


| | |
|----|---|
| 10 | + |
| 9 | |
| 10 | |
| 8 | |
| 6 | |
| 5 | |
| 7 | |
| 11 | |



| | |
|---|---|
| 9 | - |
| 4 | |
| 6 | |
| 9 | |
| 3 | |
| 5 | |
| 6 | |
| 1 | |



| | |
|----|---|
| 7 | + |
| 9 | |
| 10 | |
| 15 | |
| 8 | |
| 7 | |
| 12 | |
| 14 | |




| | |
|----|---|
| 14 | - |
| 5 | |
| 7 | |
| 4 | |
| 10 | |
| 8 | |
| 3 | |
| 6 | |

Name _____
29

10 More and 10 Less

Directions: Spin the spinner (use a paperclip and pencil) and write the number on the chart. Write the number that is 10 less and 10 more.



| 10 Less | Number | 10 More |
|---------|--------|---------|
| | | |
| | | |
| | | |
| | | |
| | | |
| | | |
| | | |
| | | |
| | | |

| 10 Less | Number | 10 More |
|---------|--------|---------|
| | | |
| | | |
| | | |
| | | |
| | | |
| | | |
| | | |
| | | |
| | | |

Name _____

© Annie Moffatt @ The Moffatt Girls 2013

Missing Addends

Directions: Solve each number sentence by adding the missing addend.



$5 + \square = 16$

$\square + 9 = 14$

$\square + 8 = 19$

$8 + \square = 13$

$4 + \square = 20$

$\square + 6 = 18$

$\square + 6 = 19$

$0 + \square = 16$

$7 + \square = 17$

$\square + 1 = 24$

$\square + 4 = 12$

$5 + \square = 12$

$9 + \square = 18$

$\square + 4 = 15$

$\square + 5 = 19$

$9 + \square = 11$

$2 + \square = 20$

$\square + 6 = 19$

$\square + 7 = 14$

$3 + \square = 13$

Name _____

Summer Line Up

Directions: Look at the children in line.
Read the problems and answer the questions.

Last

First



1. I am the boy who is the tallest. Who am I? _____
2. I am fifth in line. Who am I? _____
3. I am in the middle. Who am I? _____
4. How many children are behind the second person in line?

5. How many children are between Annie and Alex?

6. I am a boy who is eating something cold. It is not an popsicle.
Who am I? _____
7. How many children are in front of Scott? _____
8. I am two children in front of Jane. Who am I? _____

Name: _____

Summer Shopping



Directions: Look at the price on each item. Color the coins needed to buy the item.
There may be more than one combination.



42¢



27¢



41¢



27¢



17¢



31¢



21¢



51¢



Name _____



Word Problems for Summer



Directions: Solve the word problems. Show your work.

There were 19 hotdogs. The campers ate 12 hotdogs. How many are left?

Show your work:

answer _____

There are 3 boxes of popsicles. Each box has 5 popsicles. How many popsicles in all?

Show your work:

answer _____

There were 18 ice cubes in the lemonade. The hot sun melted some and now there are 11 left. How many ice cubes melted?

Show your work:

answer _____

John had 20 shells in his bucket. He gave 6 to Susie. How many shells does he have left?

Show your work:

answer _____

There were 9 marshmallows on the table. Mom put 12 more on the table. How many marshmallows are on the table now?

Show your work:

answer _____


There were 6 buckets. Each bucket had 4 crabs. How many crabs in all?

Show your work:

answer _____

Weekly

Summer Journal



NAME _____

Summer Journal

Word Bank

vacation

games

movies

sleeping

hiking

fun

heat

sunscreen

ocean

playing

pool

summer

surf

sand

ball

swimming

beach

picnic

camping

sunglasses

fireworks

bathing suit

friends

sunburn

barbeque

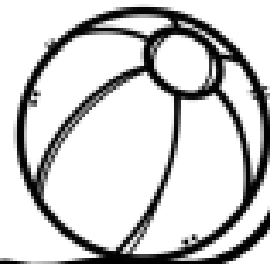
flip flops

June

July

August

family



Summer Journal

Draw and explain what you did today.

DATE _____

Name: _____

RATE YOUR DAY by circling one.

